


Annual
REPORT
OF THE
STATE AUDITOR

STATE OF IDAHO



July 1, 1975 through
June 30, 1976

JOE R. WILLIAMS
STATE AUDITOR

CHESTER W. GRAHAM
DEPUTY STATE AUDITOR

TO: THE GOVERNOR AND MEMBERS OF THE STATE LEGISLATURE

Gentlemen:

In compliance with Section 67-1105 of the Idaho Code, I submit herewith the third annual report covering the fiscal year from July 1, 1975 to June 30, 1976.

Approximately 238,377 vouchers covering claims for purchases, services, travel expense and personnel were audited, processed, and filed. These vouchers were processed against 300 federal, dedicated, and local funds in addition to the General Fund. A total of 969,297 warrants were written for a total amount of \$994,211,186.42. There was a printing error in the 1975 report in the amount of warrants written. It should have been 933,956 - not 1,933,956.

Of specific interest, the General Fund balance at June 30, 1976 was \$12,923,355.66 with outstanding obligations including continuing and special appropriations of \$14,011,979.50 leaving a deficit of (\$1,088,623.84). There was a \$100,000.00 appropriation that was not encumbered but should be taken into consideration.

On July 20 the Board of Examiners met and cancelled an appropriation for Parks and Recreation (Heyburn State Park) in the amount of \$1,370,300.00. This amount is included in the \$14,011,979.50.

Data Processing activity in the State Auditor's Office for FY76 increased by 31.6% over FY75 compared to an increase of 32.5% in FY75 over FY74. These increases are represented by 49,838 jobs run in FY74, 66,073 jobs run in FY75, and 86,997 jobs run in FY76. The data processing service work rendered for other agencies utilized 66% of the time of the IBM 370/145 computer, 30 to 40% of the systems and programming work and approximately 10% of the keypunch work. The service work generated receipts of \$849,225.21.

I take pleasure at this time to express my appreciation to the members of my own staff. With the professional expertise and loyalty of my personnel, the Auditor's Office has functioned expertly and efficiently for the benefit of the citizens and taxpayers of Idaho.

Respectfully submitted,

Joe R. Williams

Joe R. Williams
Idaho State Auditor

Chester W. Graham
Chester W. Graham
Deputy State Auditor

JRW:pr

F O R E W O R D

Special Exhibit: This exhibit shows by classification the revenue and non-revenue receipts collected during the period July 1, 1975 to June 30, 1976. Also included are two charts that show "Where the Money Came From" and "Where the Money Went" for fiscal year 1976.

Exhibit "A" is a summary balance sheet of all funds reflecting total assets, liabilities, reserves and fund balances for the period July 1, 1975 ending June 30, 1976. Exhibit "A" is supplemented by Schedules "A-1" and "A-2" showing statements of cash, liabilities and fund balances of the Miscellaneous Restricted Revenue and Non-operating Funds.

Exhibit "B" presents a summary analysis of changes in all fund balances and is supplemented by Schedules "B-1" and "B-2" which reflects the changes in individual funds within the Miscellaneous Restricted Revenues and Non-operating Fund groups reflecting balances at June 30, 1976.

Exhibit "C" presents a summary of receipts and expenditures for all funds according to statutory classification. Under Health and Welfare, the total receipts amounted to \$60,969,738.64 of which \$59,198,011 was matched funds and contributions. In addition to these receipts, there was transferred from the State General Fund and Receipts to Appropriation Fund to said funds \$50,849,154.66 during the period of this report.

Schedule "C-1" presents an analysis of operations reflecting fund changes in the Liquor Control Fund during the period from July 1, 1975 to June 30, 1976. This fund is operated as a monopoly, profits and therefrom to be distributed to the General Fund, Counties, Junior Colleges and Municipalities. During the period of this report "Liquor Profits" distributed to the various eligible participants were as follows:

To the Counties	\$4,017,805.47
To North Junior College	102,818.06
To Southern Idaho Junior College	141,768.41
To Municipalities	1,579,325.14
To Public Schools	713,032.26
To Health and Welfare	650,000.00
To General Fund	2,794,409.03
To Liquor Law Enforcement	287,215.73
To Alcohol Safety Action Project	33,684.47
To Law Enforcement Planning	120,000.00
To Alcohol Safety Action:	
Supreme Court	181,646.17
Law Enforcement	352,607.27
To Permanent Building Fund	400,000.00

Schedule "C-2" presents an analysis of operations and fund balances in the State Insurance Fund during the period July 1, 1975 to June 30, 1976. This fund is classified under the category of State Enterprise Funds, even though it is operated on a non-profit basis for the benefit of members contributing premiums for insurance protection. The item "Losses and Compensation" shown in the amount of \$3,871,656.59 under payment of agent, represents the compensation paid to workmen under State Insurance protection.

Exhibit "D" presents an analysis of receipts by classification and collecting agencies for all funds.

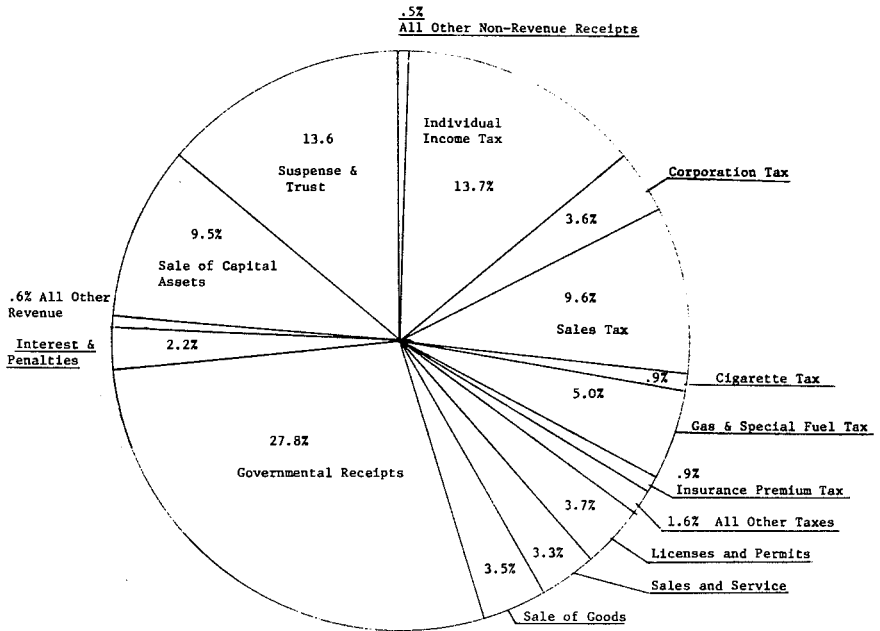
Exhibit "E" supplemented by Schedule "E-1" presents an analysis of expenditures for the General Fund and other operating funds, classified according to functional activities of the government as well as the character of the expenditures.

Exhibit "F" presents a summary analysis of the General Fund appropriations, reflecting unencumbered appropriation balances at June 30, 1976.

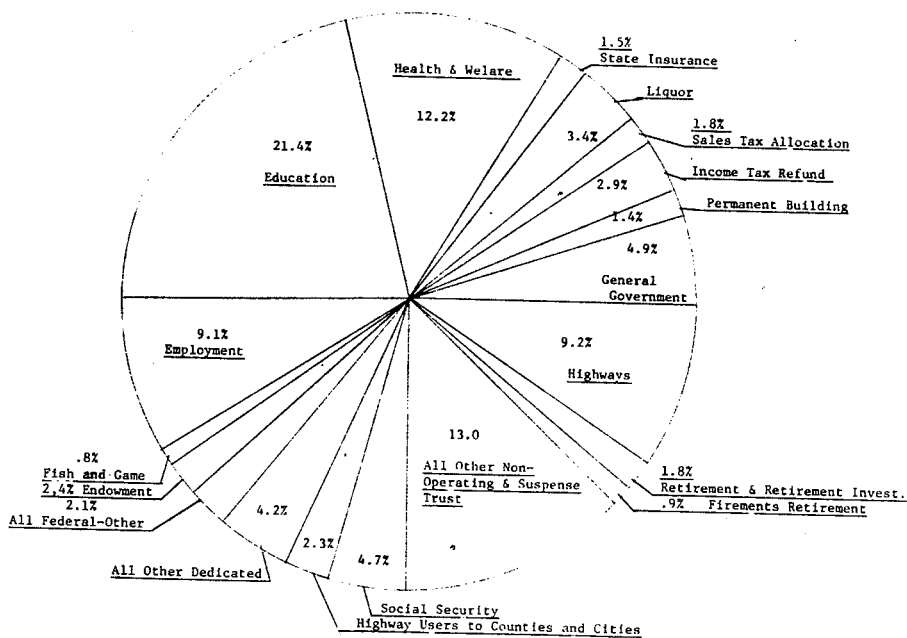
Exhibit "G" presents an analysis of Bonded Indebtedness showing changes in the outstanding obligations for a 12 month period ending June 30, 1976.

Exhibit "H" presents a summary analysis of taxes due from counties.

WHERE THE MONEY CAME FROM



WHERE THE MONEY WENT



SPECIAL EXHIBIT
REPORT OF THE STATE AUDITOR
SHOWING DETAIL OF REVENUE AND NON-REVENUE RECEIPTS COLLECTED DURING THE
PERIOD FROM JULY 1, 1975 TO JUNE 30, 1976

	GENERAL FUND	SPECIAL FUNDS	TOTALS
TAXES:			
Property Tax		\$ 249,163.03	\$ 249,163.03
Income Tax, Individual	\$ 99,386,972.29	26,985,444.26	126,352,416.55
Income Tax, Corporation	25,331,393.00	6,420,417.58	31,751,810.58
Sales Tax	4.53	88,873,272.87	88,873,277.40
Cigarette Tax	6,866,503.54	1,039,597.44	7,906,100.98
Beer Tax	2,041,229.22	1,021,219.67	3,062,448.89
Gas-Motor and Marine Fuel Tax		41,021,461.31	41,021,461.31
Inheritance Tax		3,572,421.96	3,572,421.96
Wine Tax	486,021.07		486,021.07
Honey Advertising Tax			
Kilowatt Tax	1,237,186.59		1,237,186.59
Insurance Premium Tax	8,568,062.30		8,568,062.30
Mine License Tax	394,255.66		394,255.66
Water Pollution Control Tax		1,477,715.60	1,477,715.60
Fruit and Vegetable Advertising Tax		1,695,091.65	1,695,091.65
Parimutuel Tax		318,757.94	318,757.94
Idaho Dairy Products Tax		620,075.36	620,075.36
Sheep Tax		115,260.66	115,260.66
Wheat Growers Tax		472,447.28	472,447.28
Bean Stamp Tax		69,690.40	69,690.40
Hop Tax			
Workmens Compensation Tax		1,086,871.19	1,086,871.19
Special Fuels Tax		4,395,542.26	4,395,542.26
Athletic Tax		1,163.31	1,163.31
All Other Taxes			
TOTAL TAX RECEIPTS	\$144,311,628.20	\$179,415,613.77	\$323,727,241.97
OTHER REVENUE RECEIPTS			
Licenses and Permits	\$ 2,014,857.65	\$ 32,259,065.54	\$ 34,273,923.19
Fees and Sales of Services	1,355,831.52	28,876,476.08	30,232,307.60
Sale of Goods	4,610.32	32,363,014.16	32,367,624.48
Intergovernmental Receipts	87,698.48	254,753,912.91	254,841,611.39
Fines and Forfeitures	344,707.78	686,129.49	1,030,837.27
Interest and Penalties	6,974,177.98	12,608,759.59	19,582,937.57
Rentals	15,248.92	2,086,907.36	2,102,156.28
Miscellaneous	88.11	2,201,588.57	2,201,676.68
TOTAL OTHER REVENUE RECEIPTS	\$ 10,797,220.76	\$365,835,853.70	\$376,633,074.46
TOTAL REVENUE RECEIPTS	\$155,108,848.96	\$545,251,467.47	\$700,360,316.43
NON-REVENUE RECEIPTS			
Sale of Capital Assets			
Sale of Bonds	21,799.05	87,267,236.36	87,289,035.41
Sale of Tax Anticipation Notes		59,315.76	59,315.76
Fire Insurance Loss Settlements	72,000,000.00		72,000,000.00
All Other Insurance Adjustment		12,073.19	12,073.19
Suspense and Trust	2,146.75	63,411.31	65,558.06
Refunds	50.00	125,645,912.87	125,645,962.87
Special Fuel Bond	174,849.51	4,717,685.95	4,892,535.46
TOTAL NON-REVENUE RECEIPTS	\$ 72,198,745.31	\$217,815,272.39	\$290,014,017.70
TOTAL REVENUE AND NON-REVENUE RECEIPTS	\$227,307,594.27	\$763,066,739.86	\$990,376,334.13

EXHIBIT "A"

STATE OF IDAHO
SUMMARY BALANCE SHEET - ALL FUNDS
JUNE 30, 1976

	GENERAL FUND	RESTRICTED REVENUE FUNDS (Schedule A-1)	PERMANENT BUILDING FUND #2	WATER POLLUTION FUND #7	HEALTH TRUST FUND	COOPERATIVE WELFARE FUND	HIGHWAY FUND	FISH AND GAME FUND	TOTAL OPERATING FUND	LIQUOR FUND	STATE INSURANCE FUND	NON- OPERATING FUND (Schedule A-2)	TOTAL COMBINED FUND
ASSETS													
Cash with State Treasurer	18,985,384.61	23,874,086.65	7,665,309.89	11,733,315.01	8,062.56	5,661,037.66	22,267,112.90	1,078,509.59	91,272,818.87	2,243,297.50	590,424.92	32,243,301.53	126,349,842.82
Rotary Funds Subject to Withdrawals upon Authorization of Bonded D.O.s	194,293.75	292,010.78				112,921.42	23,163.41	19,760.98	642,150.34	3,647.82	342,210.77	34,297.63	1,022,306.56
TOTAL ASSETS	<u>\$19,179,678.36</u>	<u>\$24,166,097.43</u>	<u>\$7,665,309.89</u>	<u>\$11,733,315.01</u>	<u>\$8,062.56</u>	<u>\$5,773,959.08</u>	<u>\$22,290,276.31</u>	<u>\$1,098,270.57</u>	<u>\$91,914,969.21</u>	<u>\$2,246,945.32</u>	<u>\$932,635.69</u>	<u>\$32,277,599.16</u>	<u>\$127,372,149.38</u>
LIABILITIES													
Outstanding Regular Warrants	6,062,028.95	3,795,107.74	65,928.33	4,132.00		4,848,456.20	2,958,917.15	534,577.06	18,269,147.43	1,994,634.79	83,984.68	6,726,689.38	27,074,456.28
Reserve for Outstanding Orders	14,011,979.50	2,490,085.95	138,115.33			1,004,243.05	8,157,269.62	580,866.56	26,382,560.01	3,107.64	831,657.80	4,576,138.92	31,193,464.37
TOTAL LIABILITIES	<u>\$20,074,008.45</u>	<u>\$6,285,193.69</u>	<u>\$204,043.66</u>	<u>\$4,132.00</u>		<u>\$5,852,699.25</u>	<u>\$11,116,186.77</u>	<u>\$1,115,443.62</u>	<u>\$44,651,707.44</u>	<u>\$1,997,742.43</u>	<u>\$315,642.48</u>	<u>\$11,302,828.30</u>	<u>\$58,267,920.65</u>
FUND BALANCES INCLUDING SURPLUS RESERVE:													
Reserve for Rotary Fund	194,293.75	292,010.78				112,921.42	23,163.41	19,760.98	642,150.34	3,647.82	342,210.77	34,297.63	1,022,306.56
TOTAL SURPLUS RESERVE	<u>194,293.75</u>	<u>292,010.78</u>				<u>112,921.42</u>	<u>23,163.41</u>	<u>19,760.98</u>	<u>642,150.34</u>	<u>3,647.82</u>	<u>342,210.77</u>	<u>34,297.63</u>	<u>1,022,306.56</u>
TOTAL RESERVE AND LIABILITIES	<u>20,268,302.20</u>	<u>6,577,204.47</u>	<u>204,043.66</u>	<u>4,132.00</u>		<u>5,965,620.67</u>	<u>11,139,350.18</u>	<u>1,135,204.60</u>	<u>45,293,857.78</u>	<u>2,001,390.25</u>	<u>657,853.25</u>	<u>11,337,125.93</u>	<u>59,290,227.21</u>
FUND BALANCE JUNE 30, 1976	(1,088,623.84)	17,588,892.96	7,461,266.23	11,729,183.01	8,062.56	(191,661.59)	11,150,926.13	(36,934.03)	46,621,111.43	245,555.07	274,782.44	20,940,473.23	68,081,922.17
TOTAL LIABILITIES AND RESERVE AND FREE FUND BALANCE	<u>\$19,179,678.36</u>	<u>\$24,166,097.43</u>	<u>\$7,665,309.89</u>	<u>\$11,733,315.01</u>	<u>\$8,062.56</u>	<u>\$5,773,959.08</u>	<u>\$22,290,276.31</u>	<u>\$1,098,270.57</u>	<u>\$91,914,969.21</u>	<u>\$2,246,945.32</u>	<u>\$932,635.69</u>	<u>\$32,277,599.16</u>	<u>\$127,372,149.38</u>

STATE OF IDAHO
STATEMENT OF ASSETS, LIABILITIES AND FUND BALANCES OF THE
RESTRICTED REVENUE AND BOND INTEREST AND REDEMPTION FUNDS AT JUNE 30, 1976

FUND NO.	FUND NAME	ASSETS			LIABILITIES			ROTARY FUND RESERVES	FREE FUND BALANCE JUNE 30, 1976
		CASH WITH STATE TREASURER	ROTARY FUNDS	TOTAL ASSETS	OUT- STANDING ORDERS	OUT- STANDING WARRANTS	TOTAL LIABILITIES		
		\$	\$	\$	\$	\$	\$	\$	\$
0010	House - Senate	292,684		292,684		35,704	35,704		256,979
0013	Election Campaign	38,670		38,670					38,670
0014	Judges Retirement	40,092		40,092		11,899	11,899		28,193
0015	Certified Shorthand Reporters	2,339		2,339					2,339
0016	Idaho Development & Publicity	29,069	1,840	30,909	8,500	7,168	15,668	1,840	13,401
0017	State Planning Agency	19,813		19,813		19,813	19,813		
0018	Idaho Dairy Products Commission	230,401		230,401	17,338	21,778	39,116		191,285
0019	Cherry Commission Fund	2,273		2,273		118	118		2,154
0020	Idaho Apple Commission	11,116		11,116		116	116		10,999
0021	Agriculture Inspection	170,307		170,307		1,052	1,052		169,255
0022	Bee Inspection	7,814		7,814		575	575		7,238
0023	Fresh Fruit & Vegetable Inspection	923,087	164,124	1,087,211	14,463	144,372	158,836	164,124	764,250
0025	Idaho Bean Market & Promotion	101,347		101,347		2,642	2,642		98,704
0026	Idaho Wheat Commission	361,669	600	362,269		18,406	18,406	600	343,263
0027	Public Livestock Market	6,074		6,074					6,074
0028	Sheep Commission	80,765		80,765		2,875	2,875		77,890
0029	Commercial Feed & Fertilizer	88,580		88,580		8,745	8,745		79,835
0030	Idaho Prune Advertising Development	11,512		11,512					11,512
0031	Idaho Potato & Onion	178,500	3,000	181,500				3,000	178,500
0032	Economic Poison	78,336		78,336					78,336
0033	Livestock Disease Control	167,902		167,902		1,993	1,993		165,909
0034	Dairy Industry & Inspection	31,059		31,059		9,204	9,204		21,855
0035	Honey Advertising	10,138		10,138					10,138
0036	Unclaimed Animal Proceeds	29,854		29,854					29,854
0038	Egg Inspection	34,515		34,515					34,515
0040	Special Airport	49,041		49,041	49,000		49,000		41
0041	Occupational License Bureau	48,676	1,810	50,486		11,398	11,398	1,810	37,277
0042	Industrial Accident Board	114,946	3,249	118,196	110,924	71,512	182,436	3,249	67,489
0043	Industrial Special Indemnity	19,308		19,308					19,308
0044	Idaho Real Estate Brokers Commission	104,385	646	105,031	4,007	12,706	16,713	646	87,671
0045	State Board of Medicine	84,840		84,840	409	3,168	3,578		81,261
0046	Athletic Commission	74		74					74
0047	Optometry Board	7,081		7,081		313	313		6,768
0048	Aeronautics	1,556,560	702	1,557,263	475,504	104,330	579,834	702	976,725
0049	State Pharmacy Board	70,799		70,799	912	5,783	6,695		64,104
0050	Professional Engineers	58,612		58,612		2,795	2,795		55,817
0051	Contractors State License Board	186,073		186,073	693	8,164	8,857		177,216
0052	State Brand Inspector	328,054	925	328,979	7,841	55,745	63,586	925	264,468
0053	Board of Nursing	66,759	3,471	70,231		10,062	10,062	3,471	56,696
0054	Electrical Board	120,236	49	120,286	2,252	49,541	51,793	49	68,443
0055	Public Utilities Commission Board	1,108,160	2,643	1,110,804	13,328	79,485	92,813	2,643	1,015,346
0056	State Plumbing Board	318,042		318,042		22,477	22,477		295,564
0057	State Board of Accountancy	27,292		27,292		2,699	2,699		24,592
0058	Idaho Horse Racing Act	61,441		61,441	350	11,016	11,367		50,073
0059	Real Estate Research & Recovery	52,240		52,240	550	5,484	6,034		46,206

STATE OF IDAHO
STATEMENT OF ASSETS, LIABILITIES AND FUND BALANCES OF THE
RESTRICTED REVENUE AND BOND INTEREST AND REDEMPTION FUNDS AT JUNE 30, 1976

FUND NO.	FUND NAME	ASSETS			LIABILITIES			ROTARY FUND RESERVES	FREE FUND BALANCE JUNE 30, 1976
		CASH WITH STATE TREASURER	ROTARY FUNDS	TOTAL ASSETS	OUT- STANDING ORDERS	OUT- STANDING WARRANTS	TOTAL LIABILITIES		
		\$	\$	\$	\$	\$	\$	\$	\$
0060	Idaho State Dental Board	36,717	682	37,399	189	2,499	2,688	682	34,029
0061	Tri-Prescription Program	13,702		13,702		293	293		13,408
0062	Carey Act Trust	58,740		58,740					58,740
0063	Outfitters & Guides	68,050		68,050		3,100	3,100		64,949
0064	State Cemetery Board	2,986		2,986	4	2	6		2,979
0065	Water Resource Revolving	411,439		411,439					411,439
0067	Water Administration	113,500		113,500		114	114		113,385
0068	Registered Geologist Board	13,209		13,209	207	1,457	1,664		11,544
0069	Oil & Gas Conservation Commission	1,563		1,563					1,563
0070	Credit Union Audit Fund	9,711		9,711	6,089	530	6,620		3,090
0071	Penitentiary Income	62,530		62,530	14,188	8,726	22,915		39,614
0072	Prison Industries								
0073	Professional Practices Commission	34,277		34,277	542	2,309	2,851		31,425
0074	Investment Board Expense	105,284		105,284	6,793	5,361	12,154		93,130
0075	Lewis-Clark School Voc Ed	206,280		206,280	12,624	87,985	100,609		105,671
0076	Idaho Falls Area Voc Ed	75,572		75,572	74,147	45,555	119,702		44,130
0077	State School for Deaf & Blind Income	15,264		15,264					15,264
0078	State Youth Training Center Income	186,837		186,837	9,697	10,924	20,621		166,216
0079	Lewis-Clark Normal School Income	26,953		26,953	300	20,875	21,176		5,777
0080	ISU University Income	70,692		70,692					70,692
0081	ISU University Teacher Training	111,451		111,451		30,993	30,993		80,457
0082	Title Insurance	16,934		16,934					16,934
0084	Governor's Emergency Fund	137,929		137,929	2,900	98,932	101,832		36,097
0086	School of Deaf & Blind	6,486		6,486					6,486
0088	Junior College Fund								
0090	Central Tumor Registration	16,609		16,609					16,609
0091	State Hospital North Income	106,383		106,383	11,631	12,151	23,783		82,600
0092	State Hospital South Income	84,988		84,988		26	26		84,961
0093	Idaho Veterans Home Income	98,862		98,862	1,455	555	2,011		96,850
0096	Idaho Veterans Home	27		27					27
0098	Rec. Capital Improvement Fund	214,069		214,069	18,652	4,108	22,760		191,308
0099	Scaling Practices	104,361		104,361		1,491	1,491		102,869
0100	Idaho National Guard Educ Encouragement	37,194		37,194		82	82		37,112
0101	Department of Parks	183,033	54,915	237,949	14,261	1,285	15,546	54,915	167,487
0103	Forest Product Trust	447,557		447,557					447,557
0104	U.S. Clark-McNary	770,119		770,119	4,889	68,367	73,256		696,863
0105	Forest Range Protection	6,366		6,366		3,079	3,079		3,286
0106	Armory Construction	16,996		16,996					16,996
0107	Adjutant General Receipts	133,860		133,860		48,610	48,610		85,250
0108	State Income Tax Refund	1,426,060		1,426,060		1,026,060	1,026,060		400,000
0109	Waterways Improvement	326,667		326,667		148,207	148,207		178,460
0110	Motor Vehicle Bureau	908,472	27,332	935,804	308,550	571,461	880,011	27,332	28,460
0111	Drivers Training	1,246,443		1,246,443	391,883	4,190	396,074		850,369
0112	Motor Fuels Refund	98,131		98,131		61,119	61,119		37,012

STATE OF IDAHO
STATEMENT OF ASSETS, LIABILITIES AND FUND BALANCE OF THE
RESTRICTED REVENUE AND BOND INTEREST AND REDEMPTION FUNDS AT JUNE 30, 1976

FUND NO.	FUND NAME	A S S E T S			L I A B I L I T I E S			ROTARY FUND RESERVES	FREE FUND BALANCE JUNE 30, 1976
		CASH WITH STATE TREASURER	ROTARY FUNDS	TOTAL ASSETS	OUT- STANDING ORDERS	OUT- STANDING WARRANTS	TOTAL LIABILITIES		
		\$	\$	\$	\$	\$	\$	\$	\$
0113	Liquor Law Enforcement	64,648		64,648	2,000	32,648	34,648		30,000
0114	Sales Tax	4,588,064		4,588,064		4,150	4,150		4,583,913
0115	Lava Hot Springs Fund	58,538	530	59,068		7,650	7,650	530	50,887
0116	State Historical Society Fund	25,642	1,912	27,554	1,566	1,195	2,761	1,912	22,880
0117	Surplus Property Agency	143,631	400	144,031		14,745	14,745	400	128,886
0118	Search and Rescue	3,138		3,138		1,182	1,182		1,955
0119	Public Employees Retirement	97,328	19,913	117,242	154,507	42,780	197,288	19,913	99,960-
0120	A.S.A.P. Fund				24,253		24,253		24,253-
0122	Emergency Medical Fund		1,726	1,726				1,726	
0124	Building Services	14,300		14,300					14,300
0125	Personnel Commission	57,692	1,532	59,224	8,162	44,465	52,628	1,532	5,064
0126	Motorbike Recreation	310,246		310,246	10,315	14,156	24,471		285,775
0128	Idaho Code	155,592		155,592		169	169		155,422
0129	Alcohol Treatment Fund								
0130	Water Pollution Control Board	345		345					345
0131	1955-59 State Building Bond Sinking Fund	3,462		3,462					3,462
0132	Water Pollution Control Bond S.F.	2,971		2,971					2,971
0133	Tax Anticipation Note Redemption								
0990	Interaccounts	2,142,088		2,142,088	545,343	224,358	769,702		1,372,386
0991	Receipts to Appropriation	863,514		863,514	158,852	393,987	552,839		310,674
	GRAND TOTAL	\$ 23,874,086	\$ 292,010	\$ 24,166,097	\$ 2,490,085	\$ 3,795,107	\$ 6,285,193	\$ 292,010	\$ 17,588,892

STATE OF IDAHO
STATEMENT OF ASSETS, LIABILITIES AND FUND BALANCES OF THE
NON-OPERATING AND EMPLOYMENT SECURITY AGENCY FUNDS AT JUNE 30, 1976

FUND NO.	FUND NAME	A S S E T S			L I A B I L I T I E S			ROTARY FUND RESERVES	FREE FUND BALANCE JUNE 30, 1976
		CASH WITH STATE TREASURER	ROTARY FUNDS	TOTAL ASSETS	OUT- STANDING ORDERS	OUT- STANDING WARRANTS	TOTAL LIABILITIES		
	EMPLOYMENT SECURITY AGENCY FUND								
0139	Industrial Administration Bldg. Mntn								
0140	Employment Security Agency Adm.	2,297,180	15,145	2,312,326		1,332,819	1,332,819	15,145	964,361
0141	Employment Security Clearing Act	4,957		4,957		1,466	1,466		3,490
0142	Employment Security Benefit Account	690,184		690,184					690,184
0144	Employment Security Admin. & Reimb.	223,549		223,549		4,000	4,000		219,549
	TOTAL EMPLOYMENT SECURITY AGENCY FUND	\$ 3,215,872	\$ 15,145	\$ 3,231,017		\$ 1,338,286	\$ 1,338,286	\$ 15,145	\$ 1,877,586
	ENDOWMENT FUNDS								
0190	Agricultural College	118		118					118
0191	Charitable Institutions	12,262		12,262		11,000	11,000		1,262
0192	Normal School	426		426					426
0193	Penitentiary	839		839					839
0194	Public Building	369,115		369,115					369,115
0195	Public School	3,481		3,481					3,481
0196	School of Science	736		736					736
0197	State Hospital South	360		360					360
0198	University of Idaho	608		608					608
0199	Endowment Land Purchase Account								
	TOTAL ENDOWMENT FUNDS	\$ 387,949		\$ 387,949		\$ 11,000	\$ 11,000		\$ 376,949
	SUSPENSE AND TRUST								
0145	Horse Racing Suspense	2,800		2,800					2,800
0146	Outfitters and Guides Suspense								
0147	Escheat Suspense	48,794		48,794					48,794
0148	Motor Carriers Special Fuels Suspense	100,865		100,865		10,310	10,310		90,554
0149	Fish & Game Suspense	4		4		4	4		
0150	Highways Suspense	4,135,940		4,135,940		2,036	2,036		4,133,903
0151	Land Commissioners Suspense	730,301		730,301		24,061	24,061		706,239
0152	PUC Commission Suspense	50		50		37	37		13
0153	Financial Responsibility Suspense	4,877		4,877		382	382		4,495
0154	Water Administration	53,178		53,178		34,910	34,910		18,268
0155	Liquor Law Enforcement Suspense	50,348		50,348					50,348
0156	Board of Nursing Suspense	28,950		28,950					28,950
0157	1 County Gas Tax	653,837		653,837					653,837
0158	State Treasurer's Suspense	101,357		101,357					101,357
0159	Income Tax Suspense	71,761		71,761		2,026	2,026		69,735
0160	Forester's Emergency Fire Suspense	19,900		19,900					19,900
0161	Occupational License Bureau Suspense	15,651		15,651		85	85		15,566
0162	County Fish & Game Suspense	16,200		16,200					16,200
0163	Law Enforcement Drug Suspense	3,259		3,259					3,259
0164	Federal Disaster Relief								
0165	Social Security Trust	538,033		538,033					538,033
0166	Lucky Peak Concession	11,812		11,812	7,675		7,675		4,137
0167	Land Commissioners Scale Trust	98,973		98,973		11,092	11,092		87,881
0168	Federal Administration & Personnel	65,005		65,005		17,238	17,238		47,767
0169	Civil Defense Federal Contribution	55,877		55,877		53,202	53,202		2,675
0172	Public School Income	5,430,098		5,430,098		5,917	5,917		5,424,180
0173	University of Idaho Income	25,243		25,243					25,243

STATE OF IDAHO
STATEMENT OF ASSETS, LIABILITIES AND FUND BALANCES OF THE
NON-OPERATING AND EMPLOYMENT SECURITY AGENCY FUND AT JUNE 30, 1976

FUND NO.	FUND NAME	A S S E T S			L I A B I L I T I E S			ROTARY FUND RESERVES	FREE FUND BALANCE JUNE 30, 1976
		CASH WITH STATE TREASURER	ROTARY FUNDS	TOTAL ASSETS	OUT- STANDING ORDERS	OUT- STANDING WARRANTS	TOTAL LIABILITIES		
	SUSPENSE AND TRUST FUNDS (Continued)								
0174	Agriculture College Income	11,982		11,982					11,982
0175	School of Science Income	72,432		72,432					72,432
0176	Normal School Income								
0177	Charitable Institutions Income								
0178	County & Highway District Surplus								
0179	Abandon Property Trust	47,802		47,802					47,484
0180	National Forest Reserve					317	317		
0188	Firemen's Retirement	68,553		68,553					
0189	Forest Management	2,455,961	4,742	2,460,703	131	66,016	66,147		2,405
0201	Court Alcohol School Fund				11,675	67,960	79,635	4,742	2,376,325
0202	Park Donation	34,314		34,314					
0205	Retained Risk Fund	34,271		34,271					34,314
0208	Commodity Distribution	60,643		60,643	118,012	15,200	133,212		98,941-
0210	Finance Suspense	11,256		11,256		729	729		59,913
0211	Brand Suspense	11,837		11,837		155	155		11,101
0213	Continuing Education Suspense	765		765					11,837
0214	City-County Highway Holding Suspense	560,362		560,362					765
0215	Factory Build Housing	1,610		1,610		14,295	14,295		546,067
0218	Attorney General Suspense	1,712		1,712		467	467		1,143
0219	Secretary of State Suspense	36,246		36,246		712	712		1,000
0225	Rural Rehabilitation Fund	162,236		162,236		1,646	1,646		34,599
0230	Revenue Sharing Trust	36		36		5,000	5,000		157,236
0250	Income Tax Building Fund Suspense								36
0251	Department of Education Suspense	1,043		1,043		60	60		983
0252	Public Employees Retirement Suspense	2,085,345		2,085,345		2,056,168	2,056,168		29,177
0253	Supplemental Retirement	2		2					2
0254	Agriculture Administration Suspense	3,263		3,263		443	443		2,819
0258	Timber Fire Protection	17,109		17,109		452	452		16,656
0260	Public School Income Suspense								
0263	Inheritance Tax Refund	982,620		982,620					
0265	Department of Insurance Suspense	3,011		3,011		2,590	2,590		980,029
0266	10% Timber & Grazing Lease	2,177,568		2,177,568		2,926	2,926		85
0267	General Fund Interest Suspense				135,103	52,823	187,926		1,989,641
0271	BSC Payroll Suspense								
0272	Lewis & Clark Payroll Suspense	1,469		1,469					
0273	Savings and Loan	757		757					1,469
0274	Bi-Centennial Contribution	2,233		2,233					757
0275	Payroll Trust	1,364,942		1,364,942		741	741		1,491
0279	Inheritance Tax County Rebate	6,552		6,552					1,364,942
0280	Land Commission Revolving					6,552	6,552		
0281	School Information System	13,885		13,885	2,029	1,062	3,091		10,793
0282	Idaho Building Code Fund	177,015		177,015	7,974	17,432	25,406		151,608
0284	Group Insurance Fund	401,621		401,621	304,996	273,794	578,790		177,169-
0285	Disaster Relief Fund								
	TOTAL SUSPENSE AND TRUST FUNDS	\$ 23,073,590	\$ 4,742	\$ 23,078,333	\$ 587,598	\$ 2,748,855	\$ 3,336,454	\$ 4,742	\$ 19,737,136

STATE OF IDAHO
STATEMENT OF ASSETS, LIABILITIES AND FUND BALANCES OF THE
NON-OPERATING AND EMPLOYMENT SECURITY AGENCY FUNDS AT JUNE 30, 1976

FUND NO.	FUND NAME	A S S E T S			L I A B I L I T I E S			ROTARY FUND RESERVES	FREE FUND BALANCE JUNE 30, 1976
		CASH WITH STATE TREASURER	ROTARY FUNDS	TOTAL ASSETS	OUT- STANDING ORDERS	OUT- STANDING WARRANTS	TOTAL LIABILITIES		
		\$	\$	\$	\$	\$	\$	\$	\$
0300	FEDERAL FUNDS								
0301	Airport Planning System								
0302	Urban Planning Project	62,753		62,753	525	12,445	12,970		49,783
0302	State Planning Comm. & Dev.	80,115	2,295	82,411		17,256	17,256	2,295	62,858
0304	Human Resources Dev.								
0305	Meat Inspection Fed.	217,576		217,576		54,190	54,190		163,386
0307	Potato Statistic	39,621		39,621		7,089	7,089		32,532
0308	Wheat Statistic	11,420		11,420					11,420
0309	Egg Production Inspection	47,589		47,589		9,360	9,360		38,229
0310	Water Resource Plan	103,956		103,956					103,956
0313	Transportation Study	9,545		9,545					9,545
0314	Child Development	13		13					13
0315	P.U.C. Federal								
0316	School Lunch	762,139		762,139	335,359	444,785	780,145		18,006-
0317	Indian Education	37,887		37,887	1,180	23,146	24,326		13,561
0318	Elementary Secondary Educ Act	1,116,403		1,116,403	40,668	868,890	909,559		206,844
0319	Rocky Mt. Resource Center								
0320	Civil Defense Adult Educ								
0321	Veterans Approval	34,565		34,565	1,578	4,361	5,940		28,625
0322	Adult Basic Education	99,516		99,516	525	55,461	55,986		43,530
0323	Neighborhood Youth Project	36,525		36,525		3,900	3,900		32,625
0324	Education Professional Dev.	4,943		4,943	11	2,107	2,118		2,825
0325	Drivers Rehabilitation	8,412		8,412	2,581	7,924	10,506		2,093-
0326	Continuing Education	7,143		7,143					7,143
0327	State Commission of Higher Educ	9,057		9,057		592	592		8,464
0328	Alcohol Safety Education								
0329	Special Education - Teacher Training	39,698		39,698		11,592	11,592		28,106
0330	Vocational Education Act of 63	142,509		142,509	1,152,022	45,924	1,197,947		1,055,437-
0331	Manpower Development & Training Act	21,251		21,251	3,024	15,681	18,706		2,545
0332	Corp of Engineers	16,601		16,601		43	43		16,557
0333	Federal Disability Determinations	53,591	2,222	55,813	49,050	45,246	94,296	2,222	40,704-
0334	Vocational Rehabilitation	374,682		374,682	1,461,561	286,525	1,748,086		1,373,403-
0335	Bi-Centennial Grant								
0337	Waste Well Water	30,334		30,334		9,771	9,771		20,562
0338	Office of Energy	20,478		20,478	64,775	7,607	72,383		51,904-
0339	State River Basin								
0341	Library Service Act	43,508		43,508	30,296	13,212	43,508		
0342	Library Service & Construction Act								
0343	Vocational Education Advisory Council	31,698		31,698		5,028	5,028		26,669
0344	Education - Federal	3,808		3,808					3,808
0345	Drug Education								
0346	Inter-Governmental Personnel Act	1,695		1,695		1,445	1,445		250
0349	Emergency Medical System								
0350	Deaf & Blind Public Law 89-10	27,959		27,959	2,358	18,832	21,191		6,768
0353	Industrial Hygiene Grant								
0354	Title VI - Lewis & Clark	12,106		12,106	8,773	722	9,495		2,610
0355	Public Service Carrier								
0356	Occupational Safety Health Act								
0357	OSHA Planning Grant								

STATE OF IDAHO
STATEMENT OF ASSETS, LIABILITIES AND FUND BALANCES OF THE
NON-OPERATING AND EMPLOYMENT SECURITY AGENCY FUNDS AT JUNE 30, 1976

FUND NO.	FUND NAME	A S S E T S			L I A B I L I T I E S			ROTARY FUND RESERVES	FREE FUND BALANCE JUNE 30, 1976
		CASH WITH STATE TREASURER	ROTARY FUNDS	TOTAL ASSETS	OUT- STANDING ORDERS	OUT- STANDING WARRANTS	TOTAL LIABILITIES		
		\$	\$	\$	\$	\$	\$	\$	\$
	FEDERAL FUNDS (Continued)								
0358	Assessors Development Training Program	713		713					713
0359	Bi-Centennial	6,366		6,366		3,035	3,035		3,330
0360	National Science Fund	215		215					215
0361	Pacific N. W. Regional Commission	77,249		77,249	6,872	13,800	20,673		56,576
0362	Lava Hot Springs Outdoor Recreation	108		108		103	103		5
0363	Office of Executive Reorganization								
0364	Satellite Tech. Dem. Project								
0365	Federal Bureau Outdoor Recreation	490,382		490,382	254,865	99,880	354,745		135,637
0366	WIN - On the Job Training	12,886		12,886	6,536	569	7,105		5,780
0367	State PEP Program	11,400		11,400		11	11		11,388
0368	Idaho Anti-Shoplifting Program	48		48					48
0369	Idaho Traffic Commission	43,621	830	44,451	131,758	28,451	160,209	830	116,588-
0370	Planning Commission	439,692	4,534	444,227		186,904	186,904	4,534	252,788
0371	Radiological Inst. Repair								
0372	Uniform Approach - Nursing Education	8,960		8,960	4,489	4,026	8,515		444
0373	Human Rights - Federal	7,640		7,640		121	121		7,518
0374	Model Cities - NYC	1,316		1,316					1,316
0375	Law Enforcement Planning - Attorney General	6,638		6,638		120	120		6,518
0376	Penitentiary - Law Enforcement Planning	112,350		112,350	78,790	6,646	85,436		26,913
0377	Drug Control - Law Enforcement Planning	238		238					238
0378	Mag. Division of D. C. - LEP	31,096		31,096	200,123	1,888	202,011		170,914-
0379	Idaho Commission for Blind	59,259	405	59,664	95,355	51,007	146,363	405	87,104-
0380	Idaho Commission Arts & Humanities	29,942		29,942		13,466	13,466		16,476
0381	Coast Guard Boat Safety	82,688		82,688					82,688
0382	Idaho Alcohol Action	23,555		23,555	22,000	17,470	39,470		15,914-
0385	Management Information System - Labor								
0386	Idaho Criminal Justice Info. System	44,468		44,468	896	1,826	2,722		41,745
0387	Brand (Federal)								
0388	Alt. Energy State Building	4,782		4,782		1,031	1,031		3,751
0389	Land Federal Fund	205,744		205,744		3,357	3,357		202,386
0390	Manpower Development Training Act	44,933		44,933	28,775	14,338	43,114		1,818
0391	Idaho Office of Aging Admin	118,229	4,121	122,351	460	50,553	51,013	4,121	67,216
0392	Office on Aging	153,796		153,796		150,358	150,358		3,438
0394	Penitentiary ESEA Gr								
0395	Work Incentive	3,285		3,285		2,690	2,690		595
0396	Operation Mainstream								
0398	Historical Preservation	17,682		17,682	900	3,742	4,642		13,039
0400	State & Local Fiscal Assistance Act	17,485		17,485	2,425		2,425		15,060
	TOTAL FEDERAL FUNDS	\$ 5,565,889	\$ 14,408	\$ 5,580,298	\$ 3,988,540	\$ 2,628,547	\$ 6,617,088	\$ 14,408	\$ 1,051,199-
	GRAND TOTALS	\$ 32,243,301	\$ 34,297	\$ 32,277,599	\$ 4,576,138	\$ 6,726,689	\$ 11,302,828	\$ 34,297	\$ 20,940,473

EXHIBIT "B"

STATE OF IDAHO
ANALYSIS OF CHANGES IN FUND BALANCE - ALL FUNDS
TWELVE MONTHS PERIOD ENDING JUNE 30, 1976

	GENERAL FUND	RESTRICTED REVENUE FUND (Schedule B-1)	PERMANENT BUILDING FUND	WATER POLLUTION FUND	HEALTH TRUST FUND	COOPERATIVE WELFARE FUND	HIGHWAY FUND	FISH AND GAME FUND	TOTAL OPERATING FUND	LIQUOR FUND	STATE INSURANCE FUND	NON- OPERATING FUND (Schedule B-2)	TOTAL COMBINED FUND
UNEXPENDED FUND BALANCE													
July 1, 1975 Beginning Balance	23,349,904.78	15,918,655.29	13,004,880.77	9,600,579.91	215.10	(428,172.06)	7,385,687.19	294,677.87	69,126,428.85	2,209,791.64	47,764.73	20,153,219.31	91,537,204.53
Ending Orders 6-30-75 Including Prior Yr Lost	2,901,161.18	2,514,137.61	89,529.45			444,625.18	2,787,048.00	607,527.00	9,344,028.42	88,283.33	16,310.00	3,667,743.44	13,116,665.19
Prior Biennium Cancelled Warrants	3,989.37	16,935.37			8,062.56	18,008.19	1,678.80	1,152.01	49,826.30	435.50		6,216.19	56,477.99
FUND BALANCES	<u>\$ 26,255,055.33</u>	<u>\$ 18,449,728.27</u>	<u>\$ 13,094,410.22</u>	<u>\$ 9,600,579.91</u>	<u>\$ 8,277.66</u>	<u>\$ 34,461.31</u>	<u>\$ 10,174,413.99</u>	<u>\$ 903,356.88</u>	<u>\$ 78,520,283.57</u>	<u>\$ 2,298,810.47</u>	<u>\$ 64,074.73</u>	<u>\$ 23,827,178.94</u>	<u>\$ 104,710,347.71</u>
ADDITIONS													
Receipts and Collections	227,307,594.27	169,729,563.23	3,802,942.11	1,459,814.11		60,969,738.64	116,070,872.75	7,616,455.98	586,956,981.09	31,611,717.87	14,869,646.47	356,935,988.70	990,374,334.13
Transfers from Other Funds	77,185,196.43	86,205,336.24	4,808,771.79	3,612,506.10		50,849,134.66	389,577.83	.29	223,050,543.34	33,684.47	4,128.11	137,481,557.88	360,569,913.80
TOTAL CURRENT ADDITIONS	<u>\$304,492,790.70</u>	<u>\$255,934,899.47</u>	<u>\$ 8,611,713.90</u>	<u>\$ 5,072,320.21</u>		<u>\$111,818,893.30</u>	<u>\$116,460,450.58</u>	<u>\$7,616,456.27</u>	<u>\$810,007,524.43</u>	<u>\$31,645,402.34</u>	<u>\$14,873,774.58</u>	<u>\$494,417,546.58</u>	<u>\$1,350,944,247.93</u>
DEDUCTIONS													
Agency Expenditure Adj. Credit	(7,866,432.76)	(3,756,739.44)	(184,462.21)			(11,238,310.86)	(8,849,127.20)	(3,153,226.70)	(35,048,299.17)	(11,797.22)	(5,745.50)	(8,529,274.70)	(43,595,116.59)
Agency Expenditure Adj. Charge	10,127,544.76	6,025,578.28	185,526.06			11,253,066.92	805,873.59	3,153,226.70	31,550,816.31	29,557.91	1,867.53	12,012,874.84	43,595,116.59
Inter-Agency Service Charge	26,860.74	68,518.03	5,174.01			26,019.95	591.00	247.00	127,410.73			58,984.09	186,394.82
Inter-Agency Service Credit (Less Prior Year)	(99,920.75)	(47,045.60)				(28,504.18)	(5,174.01)		(180,644.54)			(5,750.28)	(186,394.82)
Expenditures	105,240,846.21	165,253,000.35	14,052,566.86	2,941,351.00	(3.50)	108,884,985.15	92,827,448.99	7,655,909.93	496,856,104.99	28,017,991.04	14,405,880.62	454,931,209.77	994,211,186.42
Inter-Account Service Charge	1,823,445.68	1,709,463.89	36,332.34			2,055,916.17	631,185.91	280,656.87	6,537,000.86	125,203.44	6,786.45	547,171.44	7,216,162.19
Inter-Account Service Credit	(7,216,162.19)								(7,216,162.19)				(7,216,162.19)
SUB TOTAL DEDUCTIONS	<u>\$109,252,343.88</u>	<u>\$162,036,613.32</u>	<u>\$14,095,137.06</u>	<u>\$ 2,941,351.00</u>	<u>\$ (3.50)</u>	<u>\$110,953,173.15</u>	<u>\$ 85,410,798.28</u>	<u>\$7,936,813.80</u>	<u>\$492,626,226.99</u>	<u>\$28,160,955.17</u>	<u>\$14,408,789.10</u>	<u>\$459,015,215.16</u>	<u>\$ 994,211,186.42</u>
* Ending Outstanding Orders 6-30-76	14,011,979.50	2,490,085.95	138,115.33			1,004,243.05	8,157,269.62	580,866.56	26,382,560.01	3,107.64	231,657.80	4,576,138.92	31,193,464.37
Transfers to Other Funds		92,269,035.51	11,605.50	2,366.11	218.60	87,600.00	21,915,870.54	39,066.82	114,325,763.08	5,534,594.93	22,619.97	33,712,898.21	153,595,875.19
Transfers to Other Funds (Tax Antic Notes)	72,000,000.00								72,000,000.00				72,000,000.00
Legislative Grants to Other Funds	136,572,146.49								136,572,146.49				136,572,146.49
SUB TOTAL DEDUCTIONS	<u>\$222,584,125.99</u>	<u>\$ 94,759,121.46</u>	<u>\$ 149,720.83</u>	<u>\$ 2,366.11</u>	<u>\$ 218.60</u>	<u>\$ 1,091,843.05</u>	<u>\$ 30,073,140.16</u>	<u>\$ 619,933.38</u>	<u>\$349,280,469.58</u>	<u>\$ 5,537,702.57</u>	<u>\$ 254,277.77</u>	<u>\$ 38,289,037.13</u>	<u>\$ 393,361,487.05</u>
TOTAL DEDUCTIONS	<u>331,836,469.87</u>	<u>256,795,734.78</u>	<u>14,244,857.89</u>	<u>2,943,717.11</u>	<u>215.10</u>	<u>112,045,016.20</u>	<u>115,483,938.44</u>	<u>8,556,747.18</u>	<u>841,906,696.57</u>	<u>33,698,657.74</u>	<u>14,663,066.87</u>	<u>497,304,252.29</u>	<u>1,387,572,673.47</u>
NET INCREASE OR DECREASE	<u>(27,343,679.17)</u>	<u>(860,835.31)</u>	<u>(5,633,143.99)</u>	<u>2,128,603.10</u>	<u>(215.10)</u>	<u>(226,122.90)</u>	<u>976,512.14</u>	<u>(940,290.91)</u>	<u>(31,899,172.14)</u>	<u>(2,853,255.40)</u>	<u>210,707.71</u>	<u>(2,886,705.71)</u>	<u>(36,628,425.54)</u>
FUND BALANCE JUNE 30, 1976	<u>\$ (1,088,623.84)</u>	<u>\$ 17,588,892.96</u>	<u>\$ 7,461,266.23</u>	<u>\$11,729,183.01</u>	<u>\$ 8,062.56</u>	<u>\$ (191,661.59)</u>	<u>\$ 11,150,926.13</u>	<u>\$ (36,934.03)</u>	<u>\$ 46,621,111.43</u>	<u>\$ 245,555.07</u>	<u>\$ 274,782.44</u>	<u>\$ 20,940,473.23</u>	<u>\$ 68,081,922.17</u>

* Board of Examiners cancelled the \$1,370,300.00 appropriation for Parks & Recreation as of July 20, 1976. This amount was included in part of the outstanding obligations at June 30, 1976.

STATE OF IDAHO
STATEMENT OF FUND CHANGES
MISCELLANEOUS RESTRICTED REVENUE AND BOND INTEREST AND REDEMPTION FUNDS
AT JUNE 30, 1976

		FUND ADDITIONS			FUND DEDUCTIONS				
FUND NO.	FUND NAME	FUND BALANCE 07-01-76	RECEIPTS	TRANSFERS INTO	TOTAL AVAILABLE	TOTAL EXPENDED	OUTSTANDING ORDERS 06-30-76	TRANSFERS OUT OF	FREE FUND BALANCE 06-30-76
AGENCY:	008011								
	COUNTY RECEIPTS								
0014	Judges Retirement		212,001		212,001			212,001	
0033	Livestock Disease Control		8,699-		8,699-			8,699-	
0055	Public Utilities Commission Board		14,487		14,487			14,487	
0103	Forest Product Trust		431,243		431,243			431,243	
0104	U.S. Clark McNary		3,032		3,023			3,032	
0110	Motor Vehicle Bureau		243,518		243,518			243,518	
0118	Search and Rescue		3,523		3,523			3,523	
0126	Motorbike Recreation		3,526		3,526			3,526	
0128	Idaho Code		121,335		121,335			121,335	
0131	1955-59 State Bldg Bond Sinking Fund		32,111		32,111			32,111	
0132	Water Pollution Control Bond Sinking Fund		147,595		147,595			147,595	
	AGENCY TOTAL		\$ 1,203,676		\$ 1,203,676			\$ 1,203,676	
AGENCY:	010200								
	BUDGET POLICY PLANNING DIVISION								
0017	State Planning Agency		36,100	206,043	242,143	242,143			
0990	Inter-accounts	4,403		28,600	33,003	28,282		7	4,713
0991	Receipts to Appropriation	35			35				35
	AGENCY TOTAL	\$ 4,438	\$ 36,100	\$ 234,643	\$ 275,181	\$ 270,426		\$ 7	\$ 4,748
AGENCY:	010301								
	GOVERNOR'S OFFICE								
0084	Governor's Emergency Fund	153,343	170,043	111,033	434,419	174,597		259,822	
0991	Receipts to Appropriation	272	55		327				327
	AGENCY TOTAL	\$ 153,616	\$ 170,098	\$ 111,033	\$ 434,747	\$ 174,597		\$ 259,822	\$ 327
AGENCY:	010309								
	TOURISM & INDUSTRIAL DEVELOPMENT								
0016	Idaho Development & Publicity	73,758	22,349	107,412	203,520	173,100	8,500	8,518	13,401
0114	Sales Tax		303		303			303	
	AGENCY TOTAL	\$ 73,758	\$ 22,652	\$ 107,412	\$ 203,823	\$ 173,100	\$ 8,500	\$ 8,821	\$ 13,401
AGENCY:	010402								
	RETIREMENT SYSTEM								
0119	Public Employees Retirement	34,029	7,701	858,269	900,000	583,157	154,507	262,295	99,960-
	AGENCY TOTAL	\$ 34,029	\$ 7,701	\$ 858,269	\$ 900,000	\$ 583,157	\$ 154,507	\$ 262,295	\$ 99,960-
AGENCY:	012101								
	INVESTMENT BOARD								
0071	Penitentiary Income		327,074		327,074			327,074	
0074	Investment Board Expense	1,443	283,846		285,290	184,037	6,793	1,329	93,130
0092	State Hospital South Income		195,622		195,622			195,622	
	AGENCY TOTAL	\$ 1,443	\$ 806,544		\$ 807,988	\$ 184,037	\$ 6,793	\$ 524,026	\$ 93,130

STATE OF IDAHO
STATEMENT OF FUND CHANGES
MISCELLANEOUS RESTRICTED REVENUE AND BOND INTEREST AND REDEMPTION FUNDS
AT JUNE 30, 1976

FUND NO.	FUND NAME	FUND ADDITIONS			FUND DEDUCTIONS				FREE FUND BALANCE 06-30-76
		FUND BALANCE 07-01-76	RECEIPTS	TRANSFERS INTO	TOTAL AVAILABLE	TOTAL EXPENDED	OUTSTANDING ORDERS 06-30-76	TRANSFERS OUT OF	
AGENCY:	012502								
	INSURANCE FUND, STATE								
0129	Alcohol Treatment Fund								
	AGENCY TOTAL								
AGENCY:	016003								
	IDAHO OFFICE ON AGING								
0017	State Planning Agency		206,043		206,043			206,043	
0084	Governor's Emergency Fund			78,333	78,333	135-		78,468	
0990	Interaccounts			196	196			196	
	AGENCY TOTAL		\$ 206,043	\$ 78,529	\$ 284,572	\$ 135-		\$ 284,708	
AGENCY:	016004								
	HUMAN RIGHTS COMMISSION								
0990	Interaccounts	32			32			32	
0991	Receipts to Appropriation	252			252			252	
	AGENCY TOTAL	\$ 284			\$ 284			\$ 284	
AGENCY:	016005								
	BLIND COMMISSION								
0991	Receipts to Appropriation		15,108		15,108	352	21,847		7,090-
	AGENCY TOTAL		\$ 15,108		\$ 15,108	\$ 352	\$ 21,847		\$ 7,090-
AGENCY:	017001								
	MILITARY DIVISION								
0084	Governor's Emergency Fund			133,417	133,417	98,539			34,877
0100	Idaho National Guard Educ Encour	41,890	534	78,500	120,924	44,321		39,490	37,112
0106	Armory Construction	2,939	23,827		26,767	9,770			16,996
0107	Adjutant General Receipts	90,530	637,357		727,888	642,322		316	85,250
	AGENCY TOTAL	\$ 135,360	\$ 661,719	\$ 211,917	\$ 1,008,997	\$ 794,953		\$ 39,806	\$ 174,237
AGENCY:	030000								
	ADMINISTRATION DEPARTMENT								
0117	Surplus Property Agency	137,465	163,498		300,963	168,722		3,355	128,886
0122	Emergency Medical Fund								
0124	Building Services	14,600			14,600			300	14,300
0125	Personnel Commission	45			45			45	
0990	Interaccounts	425,008		6,029,190	6,454,199	4,724,147	545,343	1,225,691	40,983-
0991	Receipts to Appropriation	113,753	347,221		460,975			460,975	
	AGENCY TOTAL	\$ 690,873	\$ 510,719	\$ 6,029,190	\$ 7,230,783	\$ 4,892,869	\$ 545,343	\$ 1,690,367	\$ 102,202
AGENCY:	030401								
	PERSONNEL COMMISSION								
0125	Personnel Commission	75,778	606,634	2,431	684,844	574,566	8,162	97,050	5,064
	AGENCY TOTAL	\$ 75,778	\$ 606,634	\$ 2,431	\$ 684,844	\$ 574,566	\$ 8,162	\$ 97,050	\$ 5,064

STATE OF IDAHO
STATEMENT OF FUND CHANGES
MISCELLANEOUS RESTRICTED REVENUE AND BOND INTEREST AND REDEMPTION FUNDS
AT JUNE 30, 1976

FUND NO.	FUND NAME	FUND ADDITIONS			FUND DEDUCTIONS		OUTSTANDING ORDERS 06-30-76	TRANSFERS OUT OF	FREE FUND BALANCE 06-30-76
		FUND BALANCE 07-01-76	RECEIPTS	TRANSFERS INTO	TOTAL AVAILABLE	TOTAL EXPENDED			
AGENCY:	047501								
	STATE TAX COMMISSION								
0013	Election Campaign		38,670		38,670			38,670	
0016	Idaho Development & Publicity		107,412		107,412			107,412	
0048	Aeronautics		559,196		559,196			559,196	
0090	Central Tumor Regis.		55,000		55,000			55,000	
0108	State Income Tax Refund	400,000	32,401,500	13,971	32,815,472	27,528,188		4,887,284	400,000
0109	Waterways Improvement		384,536		384,536			384,536	
0112	Motor Fuels Refund	144,478	2,422,169		2,566,648	2,529,636			37,012
0114	Sales Tax	3,954,764	88,635,479	238,565	92,828,809	17,255,622		70,989,273	4,583,913
0126	Motorbike Recreation		384,536		384,536			384,536	
0990	Interaccounts		2,138		2,138				2,138
0991	Receipts to Appropriation		1,562		7,169	1,620			5,549
	AGENCY TOTAL	\$ 4,502,943	\$124,994,108	\$ 252,537	\$129,749,589	\$ 47,315,067		\$ 77,405,908	\$ 5,028,613
AGENCY:	050000								
	FINANCE DEPARTMENT								
0064	State Cemetery Board	2,799	455		3,254	268	4	2	2,979
0070	Credit Union Audit Fund	4,409	41,663		46,072	36,621	6,089	271	3,090
0114	Sales Tax		10		10			10	
0990	Interaccounts		1,456	6,786	8,242	5,501			2,741
0991	Receipts to Appropriation		1,107		1,790				1,790
	AGENCY TOTAL	\$ 9,773	\$ 42,811	\$ 6,786	\$ 59,371	\$ 42,390	\$ 6,094	\$ 283	\$ 10,603
AGENCY:	062006								
	INSURANCE DEPARTMENT								
0082	Title Insurance		17,307		17,307	373			16,934
0991	Receipts to Appropriation		122		166				166
	AGENCY TOTAL	\$ 17,429	\$ 44		\$ 17,473	\$ 373			\$ 17,100
AGENCY:	070000								
	LABOR & INDUSTRIAL SERVICE								
0054	Electrical Board	134,823	642,008		776,831	683,168	2,252	22,967	68,443
0056	State Plumbing Board	357,513	257,464		614,977	312,071		7,342	295,564
0991	Receipts to Appropriation								
	AGENCY TOTAL	\$ 492,336	\$ 889,472		\$ 1,391,809	\$ 995,240	\$ 2,252	\$ 30,309	\$ 364,007
AGENCY:	081001								
	AGRICULTURE DEPARTMENT								
0021	Agriculture Inspection	124,312	150,111		274,423	103,119		2,049	169,255
0022	Bee Inspection	13,444	3,340		16,784	9,434		111	7,238
0023	Fresh Fruit & Vegetable Inspection	618,329	2,509,984	70	3,128,384	2,336,695	14,463	12,975	764,250
0027	Public Livestock Market	4,720	1,940		6,660	584		1	6,074
0028	Sheep Commission	89,532	116,740		206,273	126,442		1,940	77,890
0029	Commercial Feed & Fertilizer	102,531	126,598		229,130	145,676		3,618	79,835
0030	Idaho Prune Advertising Dev.	11,104	3,819		14,923	3,336		75	11,512
0032	Economic Poison	67,252	40,776		108,029	29,170		521	78,336
0033	Livestock Disease Control	129,962	51,476	164,046	345,485	177,778		1,798	165,909

STATE OF IDAHO
STATEMENT OF FUND CHANGES
MISCELLANEOUS RESTRICTED REVENUE AND BOND INTEREST AND REDEMPTION FUNDS
AT JUNE 30, 1976

		FUND ADDITIONS			FUND DEDUCTIONS				
FUND NO.	FUND NAME	FUND BALANCE 07-01-76	RECEIPTS	TRANSFERS INTO	TOTAL AVAILABLE	TOTAL EXPENDED	OUTSTANDING ORDERS 06-30-76	TRANSFERS OUT OF	FREE FUND BALANCE 06-30-76
	AGRICULTURE DEPARTMENT (Continued)								
0034	Dairy Industrial & Inspection	10,642	136,282		146,924	123,098		1,971	21,855
0035	Honey Advertising	8,317	5,012		13,330	3,141		49	10,138
0038	Egg Inspection	26,915	41,479		68,394	33,386		492	34,515
0114	Sales Tax								
	AGENCY TOTAL	\$ 1,207,065	\$ 3,187,562	\$ 164,117	\$ 4,558,745	\$ 3,091,863	\$ 14,463	\$ 25,605	\$ 1,426,812
AGENCY:	091101								
	APPLE COMMISSION								
0020	Idaho Apple Commission	11,105	16,177		27,282	16,218		64	10,999
	AGENCY TOTAL	\$ 11,105	\$ 16,177		\$ 27,282	\$ 16,218		\$ 64	\$ 10,999
AGENCY:	091102								
	IDAHO BEAN COMMISSION								
0025	Idaho Bean Market & Promotion	114,702	69,690		184,393	84,642		1,045	98,704
	AGENCY TOTAL	\$ 114,702	\$ 69,690		\$ 184,393	\$ 84,642		\$ 1,045	\$ 98,704
AGENCY:	091104								
	IDAHO CHERRY COMMISSION								
0019	Cherry Commission Fund	3,863	8,745		12,609	10,243		211	2,154
	AGENCY TOTAL	\$ 3,863	\$ 8,745		\$ 12,609	\$ 10,243		\$ 211	\$ 2,154
AGENCY:	091105								
	DAIRY PRODUCTS COMMISSION								
0018	Idaho Dairy Products Commission	220,379	620,523		840,902	625,470	17,338	6,809	191,285
	AGENCY TOTAL	\$ 220,379	\$ 620,523		\$ 840,902	\$ 625,470	\$ 17,338	\$ 6,809	\$ 191,285
AGENCY:	091106								
	POTATO COMMISSION								
0031	Idaho Potato & Onion	89,406	1,689,402		1,778,808			1,600,308	178,500
0991	Receipts to Appropriation								
	AGENCY TOTAL	\$ 89,406	\$ 1,689,402		\$ 1,778,808			\$ 1,600,308	\$ 178,500
AGENCY:	091108								
	WHEAT COMMISSION								
0026	Idaho Wheat Commission	205,996	472,447		678,444	330,500		4,630	343,263
	AGENCY TOTAL	\$ 205,996	\$ 472,447		\$ 678,444	\$ 330,500		\$ 4,630	\$ 343,263
AGENCY:	092008								
	ATHLETIC COMMISSION								
0046	Athletic Commission	209	1,369		1,579	1,291		213	74
	AGENCY TOTAL	\$ 209	\$ 1,369		\$ 1,579	\$ 1,291		\$ 213	\$ 74
AGENCY:	092102								
	PHARMACY BOARD								
0049	State Pharmacy Board	20,178	126,898		147,077	78,151	912	3,908	64,104
0061	Tri-Prescription Program	12,438	18,174		30,612	12,927		4,276	13,408
	AGENCY TOTAL	\$ 32,617	\$ 145,072		\$ 177,689	\$ 91,079	\$ 912	\$ 8,184	\$ 77,512

STATE OF IDAHO
STATEMENT OF FUND CHANGES
MISCELLANEOUS RESTRICTED REVENUE AND BOND INTEREST AND REDEMPTION FUNDS
AT JUNE 30, 1976

		FUND ADDITIONS			FUND DEDUCTIONS				FREE FUND
FUND NO.	FUND NAME	FUND BALANCE 07-01-76	RECEIPTS	TRANSFERS INTO	TOTAL AVAILABLE	TOTAL EXPENDED	OUTSTANDING ORDERS 06-30-76	TRANSFERS OUT OF	BALANCE 06-30-76
AGENCY:	092102								
	ACCOUNTANCY BOARD								
0057	State Board of Accountancy	19,635	37,831		57,467	30,274		2,599	24,592
	AGENCY TOTAL	\$ 19,635	\$ 37,831		\$ 57,467	\$ 30,274		\$ 2,599	\$ 24,592
AGENCY:	092105								
	DENTISTRY BOARD								
0060	Idaho State Dental Board	39,781	39,355		79,136	42,129	189	2,789	34,029
	AGENCY TOTAL	\$ 39,781	\$ 39,355		\$ 79,136	\$ 42,129	\$ 189	\$ 2,789	\$ 34,029
AGENCY:	092107								
	ENGINEERING EXAMINERS BOARD								
0050	Professional Engineers	44,547	66,634		111,181	51,586		3,777	55,817
	AGENCY TOTAL	\$ 44,547	\$ 66,634		\$ 111,181	\$ 51,586		\$ 3,777	\$ 55,817
AGENCY:	092110								
	MEDICINE BOARD								
0045	State Board of Medicine	64,591	77,005		141,597	56,606	409	3,319	81,261
	AGENCY TOTAL	\$ 64,591	\$ 77,005		\$ 141,597	\$ 56,606	\$ 409	\$ 3,319	\$ 81,261
AGENCY:	092111								
	NURSING BOARD								
0053	Board of Nursing	80,600	128,683		209,283	136,928		15,658	56,696
	AGENCY TOTAL	\$ 80,600	\$ 128,683		\$ 209,283	\$ 136,928		\$ 15,658	\$ 56,696
AGENCY:	092112								
	OCCUPATIONAL LICENSE BUREAU								
0041	Occupational License Bureau	39,236	178,119		217,356	173,197		6,881	37,277
0047	Optometry Board		7,020		7,020			7,020	
0990	Interaccounts	720			720				720
	AGENCY TOTAL	\$ 39,956	\$ 185,139		\$ 225,096	\$ 173,197		\$ 13,901	\$ 37,997
AGENCY:	092114								
	PUBLIC WORKS CONTRACTORS BOARD								
0051	Contractors State License Board	168,238	113,582		281,820	98,694	693	5,216	177,216
	AGENCY TOTAL	\$ 168,238	\$ 113,582		\$ 281,820	\$ 98,694	\$ 693	\$ 5,216	\$ 177,216
AGENCY:	092115								
	REAL ESTATE COMMISSION								
0044	Idaho Real Estate Brokers Comm.	162,874	116,785		279,660	174,382	4,007	13,599	87,671
0059	Real Estate Res. & Rec.	70,868	33,567		104,436	52,132	550	5,547	46,206
	AGENCY TOTAL	\$ 233,743	\$ 150,353		\$ 384,096	\$ 226,514	\$ 4,557	\$ 19,147	\$ 133,877
AGENCY:	092116								
	PROFESSIONAL GEOLOGIST BOARD								
0068	Registered Geologist Board	15,183	8,919		24,103	11,071	207	1,279	11,544
	AGENCY TOTAL	\$ 15,183	\$ 8,919		\$ 24,103	\$ 11,071	\$ 207	\$ 1,279	\$ 11,544

STATE OF IDAHO
STATEMENT OF FUND CHANGES
MISCELLANEOUS RESTRICTED REVENUE AND BOND INTEREST AND REDEMPTION FUNDS
AT JUNE 30, 1976

		FUND ADDITIONS			FUND DEDUCTIONS				
FUND NO.	FUND NAME	FUND BALANCE 07-01-76	RECEIPTS	TRANSFERS INTO	TOTAL AVAILABLE	TOTAL EXPENDED	OUTSTANDING ORDERS 06-30-76	TRANSFERS OUT OF	FREE FUND BALANCE 06-30-76
AGENCY:	092117								
	OPTOMETRY BOARD								
0047	Optometry Board	3,649		7,020	10,669	3,805		95	6,768
	AGENCY TOTAL	\$ 3,649		\$ 7,020	\$ 10,669	\$ 3,805		\$ 95	\$ 6,768
AGENCY:	092119								
	CERTIFIED SHORTHAND REPORTERS								
0015	Certified Shorthand Reporters	774	3,225		3,999	1,645		14	2,339
	AGENCY TOTAL	\$ 774	\$ 3,225		\$ 3,999	\$ 1,645		\$ 14	\$ 2,339
AGENCY:	093102								
	OUTFITTERS AND GUIDES BOARD								
0063	Outfitters and Guides	67,518	45,537		113,055	44,750		3,355	64,949
	AGENCY TOTAL	\$ 67,518	\$ 45,537		\$ 113,055	\$ 44,750		\$ 3,355	\$ 64,949
AGENCY:	100000								
	CORRECTION								
0071	Penitentiary Income	152,292		352,809	505,102	446,468	14,188	4,829	39,614
0072	Prison Industries								
0990	Interaccounts	1,500		6,203	7,704	7-			7,711
0991	Receipts to Appropriation	22,309	169,440		191,750	118,908	45,257	50	27,533
	AGENCY TOTAL	\$ 176,103	\$ 169,440	\$ 359,012	\$ 704,557	\$ 565,370	\$ 59,446	\$ 4,880	\$ 74,859
AGENCY:	110000								
	LAW ENFORCEMENT								
0033	Livestock Disease Control		172,746		172,746			172,746	
0036	Unclaimed Animal Proceeds	11,131	25,415		36,546	710		5,981	29,854
0052	State Brand Inspector	363,111	665,392		1,028,504	741,671	7,841	14,522	264,468
0055	Public Utilities Commission Board		155,395		155,395			155,395	
0058	Idaho Horse Racing Act	41,619	145,677		187,297	131,390	350	5,482	50,073
0059	Real Estate Res. & Rec.								
0110	Motor Vehicle Bureau	481,382	1,830,423	6,539,542	8,851,348	7,228,822	308,550	1,285,515	28,460
0111	Drivers Training		1,083,259		1,083,259			1,083,259	
0113	Liquor Law Enforcement	10,400	1,620	287,215	299,236	231,680	2,000	35,555	30,000
0114	Sales Tax		225,444		225,444			225,444	
0118	Search and Rescue	21,100		3,523	24,623	22,674		6-	1,955
0120	A.S.A.P. Fund			352,607	352,607	352,607			
0990	Interaccounts	66,582		34,148	100,731	90,800			9,931
0991	Receipts to Appropriation	4,392	27-		4,364	718			3,646
	AGENCY TOTAL	\$ 999,720	\$ 4,305,347	\$ 7,217,037	\$ 12,522,105	\$ 8,801,075	\$ 318,742	\$ 2,983,896	\$ 418,390
AGENCY:	125001								
	STATE LIBRARY								
0991	Receipts to Appropriation	9	5,982		5,991	5,991			
	AGENCY TOTAL	\$ 9	\$ 5,982		\$ 5,991	\$ 5,991			

STATE OF IDAHO
STATEMENT OF FUND CHANGES
MISCELLANEOUS RESTRICTED REVENUE AND BOND INTEREST AND REDEMPTION FUNDS
AT JUNE 30, 1976

		FUND ADDITIONS			FUND DEDUCTIONS				
FUND NO.	FUND NAME	FUND BALANCE 07-01-76	RECEIPTS	TRANSFERS INTO	TOTAL AVAILABLE	TOTAL EXPENDED	OUTSTANDING ORDERS 06-30-76	TRANSFERS OUT OF	FREE FUND BALANCE 06-30-76
AGENCY:	125101								
	EDUCATION DEPARTMENT								
0073	Professional Practices Commission	19,172	56,349		75,521	41,376	542	2,176	31,425
0111	Drivers Training	1,004,699	70	1,083,259	2,088,028	835,870	391,883	9,904	850,369
0114	Sales Tax		9		9				
0991	Receipts to Appropriation		99,148	2,521	101,670	52,462		9	49,207
	AGENCY TOTAL	\$ 1,023,871	\$ 155,577	\$ 1,085,780	\$ 2,265,229	\$ 929,709	\$ 392,426	\$ 12,091	\$ 931,002
AGENCY:	125102								
	VOCATIONAL EDUCATION								
0114	Sales Tax		6		6			6	
	AGENCY TOTAL		\$ 6		\$ 6			\$ 6	
AGENCY:	125105								
	DEAF & BLIND SCHOOL								
0077	State School for Deaf & Blind Income	16,000		19,162	35,163	19,898			15,264
0086	School of Deaf & Blind	7,211		7,068	14,279	7,792			6,486
0990	Interaccounts								
0991	Receipts to Appropriation	21,469	16,626		38,095	15,895			22,200
	AGENCY TOTAL	\$ 44,681	\$ 16,626	\$ 26,230	\$ 87,538	\$ 43,587			\$ 43,950
AGENCY:	125107								
	EDUCATION BOARD								
0990	Interaccounts								
0991	Receipts to Appropriation								
	AGENCY TOTAL								
AGENCY:	125108								
	BOISE STATE UNIVERSITY								
0991	Receipts to Appropriation	100,415	2,456,745		2,557,160	4,472,414	82,962	831	951
	AGENCY TOTAL	\$ 100,415	\$ 2,456,745		\$ 2,557,160	\$ 4,472,414	\$ 82,962	\$ 831	\$ 951
AGENCY:	125109								
	IDAHO STATE UNIVERSITY								
0080	ISU University Income	38,018		153,474	191,492	120,800			70,692
0081	ISU University Teacher Training	52,256		394,600	446,857	366,400			80,457
0991	Receipts to Appropriation	131,337	3,608,287		3,739,624	3,732,860			6,764
	AGENCY TOTAL	\$ 221,611	\$ 3,608,287	\$ 548,075	\$ 4,377,974	\$ 4,220,060			\$ 157,914
AGENCY:	125110								
	LEWIS-CLARK COLLEGE								
0075	Lewis-Clark School Voc Ed	170,651	800,000		970,651	852,023	12,624	331	105,671
0079	Lewis-Clark Normal School Income	14,781		394,600	409,381	403,304	300		5,777
0991	Receipts to Appropriation	891	117,908		118,800	118,800			
	AGENCY TOTAL	\$ 186,323	\$ 917,908	\$ 394,600	\$ 1,498,833	\$ 1,374,127	\$ 12,924	\$ 331	\$ 111,448
AGENCY:	125116								
	JUNIOR COLLEGE SUPPORT								
0088	Junior College Fund			2,479,200	2,479,200	2,479,200			
	AGENCY TOTAL			\$ 2,479,200	\$ 2,479,200	\$ 2,479,200			

STATE OF IDAHO
STATEMENT OF FUND CHANGES
MISCELLANEOUS RESTRICTED REVENUE AND BOND INTEREST AND REDEMPTION FUNDS
AT JUNE 30, 1976

		FUND ADDITIONS			FUND DEDUCTIONS				
FUND NO.	FUND NAME	FUND BALANCE 07-01-76	RECEIPTS	TRANSFERS INTO	TOTAL AVAILABLE	TOTAL EXPENDED	OUTSTANDING ORDERS 06-30-76	TRANSFERS OUT OF	FREE FUND BALANCE 06-30-76
AGENCY:	125117								
	EASTERN IDAHO VO-TECH SCHOOL								
0076	Idaho Falls Area Vo Educ	1,405	748,245		749,650	714,664	74,147	4,969	44,130-
	AGENCY TOTAL	\$ 1,405	\$ 748,245		\$ 749,650	\$ 714,664	\$ 74,147	\$ 4,969	\$ 44,130-
AGENCY:	128001								
	HISTORICAL SOCIETY								
0114	Sales Tax		614		614			614	
0116	State Historical Society Fund	20,493	64,232	45,000	129,725	61,222	1,566	44,056	22,880
	AGENCY TOTAL	\$ 20,493	\$ 64,847	\$ 45,000	\$ 130,340	\$ 61,222	\$ 1,566	\$ 44,670	\$ 22,880
AGENCY:	136001								
	HEALTH AND WELFARE								
0044	Idaho Real Estate Brokers Comm								
0078	State Youth Training Center Inc.	201,170		153,474	354,645	167,897	9,697	10,834	166,216
0090	Central Tumor Registration	16,609		55,000	71,609			55,000	16,609
0091	State Hospital North Income	49,746		153,474	203,220	108,848	11,631	140	82,600
0092	State Hospital South Income	216,864		253,759	470,623	285,662			84,961
0093	Idaho Veterans Home Income	85,922		95,870	181,793	81,250	1,455	2,236	96,850
0096	Idaho Veterans Home					27-			27
0099	Scaling Practices								
0114	Sales Tax		85		85			85	
0129	Alcohol Treatment Fund								
0990	Interaccounts								
0991	Receipts to Appropriation		12,134,152		12,134,152			12,134,152	
	AGENCY TOTAL	\$ 570,314	\$ 12,134,152	\$ 711,578	\$ 13,416,130	\$ 743,631	\$ 22,784	\$ 12,202,448	\$ 447,266
AGENCY:	140403								
	EMPLOYMENT DEPARTMENT								
0990	Interaccounts								
	AGENCY TOTAL								
AGENCY:	152109								
	INDUSTRIAL COMMISSION								
0042	Industrial Accident Board	85,565	1,022,454	917,709	2,025,730	845,706	110,924	1,136,589	67,489-
0043	Industrial Special Indemnity	67,893	212,381	362,736	643,012	98,730		524,972	19,308
0114	Sales Tax		33		33			33	
0991	Receipts to Appropriation		1,242		1,242	1,242			
	AGENCY TOTAL	\$ 153,459	\$ 1,236,112	\$ 1,280,446	\$ 2,670,018	\$ 945,679	\$ 110,924	\$ 1,661,595	\$ 48,180-
AGENCY:	163101								
	FISH AND GAME COMMISSION								
0114	Sales Tax		508		508			508	
	AGENCY TOTAL		\$ 508		\$ 508			\$ 508	

STATE OF IDAHO
STATEMENT OF FUND CHANGES
MISCELLANEOUS RESTRICTED REVENUE AND BOND INTEREST AND REDEMPTION FUNDS
AT JUNE 30, 1976

FUND NO.	FUND NAME	FUND ADDITIONS			FUND DEDUCTIONS				FREE FUND BALANCE 06-30-76
		FUND BALANCE 07-01-76	RECEIPTS	TRANSFERS INTO	TOTAL AVAILABLE	TOTAL EXPENDED	OUTSTANDING ORDERS 06-30-76	TRANSFERS OUT OF	
AGENCY:	173005								
	PARKS AND RECREATION DEPARTMENT								
0098	Rec. Cap. Improvement Fund	145,793	3,600	169,072	318,466	108,500	18,652	5	191,308
0101	Department of Parks	431,627	154,617		586,245	391,853	14,261	12,643	167,487
0109	Waterways Improvement	155,594		384,536	540,130	274,075		87,594	178,460
0114	Sales Tax		5,925		5,925			5,925	
0115	Lava Hot Springs Fund	39,149	253,601		292,750	234,993		6,869	50,887
0126	Motorbike Recreation	179,262		388,062	567,325	183,379	10,315	87,854	285,775
	AGENCY TOTAL	\$ 951,427	\$ 417,744	\$ 941,671	\$ 2,310,843	\$ 1,192,803	\$ 43,228	\$ 200,893	\$ 873,918
AGENCY:	180000								
	LANDS DEPARTMENT								
0069	Oil & Gas Conservation Comm.	1,452	110		1,563				1,563
0071	Penitentiary Income		25,734		25,734			25,734	
0084	Governor's Emergency Fund			48,072	48,072	11,251	2,900	32,736	1,219
0086	School of Deaf & Blind		7,068		7,068			7,068	
0092	State Hospital South Income		58,136		58,136			58,136	
0099	Scaling Practices	95,381	52,034		147,416	43,902		644	102,869
0103	Forest Product Trust	15,210	1,104	431,243	447,557				447,557
0104	U.S. Clark-McNary	940,091	632,277	11,284	1,583,654	867,938	4,889	13,963	696,863
0105	Forest Range Protection	4,967	6,910		11,878	8,414		176	3,286
0991	Receipts to Appropriation	70,748	26,825	7,075	104,649	21,163	4,734	51	78,700
	AGENCY TOTAL	\$ 1,127,852	\$ 810,202	\$ 497,675	\$ 2,435,730	\$ 952,634	\$ 12,524	\$ 138,510	\$ 1,332,060
AGENCY:	193002								
	WATER RESOURCES								
0062	Carey Act Trust	18,040	42,500		60,540	1,800			58,740
0065	Water Resource Revl.	373,258	108,691		481,949	70,510			411,439
0067	Water Administration	65,442	108,119	550	174,111	39,499		21,226	113,385
0991	Receipts to Appropriation	36,477	277		36,200	36,200			
	AGENCY TOTAL	\$ 493,218	\$ 259,033	\$ 550	\$ 752,801	\$ 148,010		\$ 21,226	\$ 583,564
AGENCY:	202007								
	AERONAUTICS								
0040	Special Airport	49,041			49,041		49,000		41
0048	Aeronautics	1,219,851	119,467	618,784	1,958,103	485,153	475,504	20,719	976,725
	AGENCY TOTAL	\$ 1,268,893	\$ 119,467	\$ 618,784	\$ 2,007,145	\$ 485,153	\$ 524,504	\$ 20,719	\$ 976,767
AGENCY:	206501								
	HIGHWAY DEPARTMENT								
0048	Aeronautics		6,475		6,475			6,475	
0067	Water Administration		550		550			550	
0104	U.S. Clark-McNary		8,100		8,100			8,100	
0110	Motor Vehicle Bureau		10,715		10,715			10,715	
0114	Sales Tax		5,531		5,531			5,531	
0990	Interaccounts	154,893		682,059	836,953	243,736			593,217
0991	Receipts to Appropriation		7,075		7,075			7,075	
	AGENCY TOTAL	\$ 154,893	\$ 38,446	\$ 682,059	\$ 875,399	\$ 243,736		\$ 38,446	\$ 593,217

STATE OF IDAHO
STATEMENT OF FUND CHANGES
MISCELLANEOUS RESTRICTED REVENUE AND BOND INTEREST AND REDEMPTION FUNDS
AT JUNE 30, 1976

		FUND ADDITIONS			FUND DEDUCTIONS			FREE FUND	
FUND NO.	FUND NAME	FUND BALANCE 07-01-76	RECEIPTS	TRANSFERS INTO	TOTAL AVAILABLE	TOTAL EXPENDED	OUTSTANDING ORDERS 06-30-76	TRANSFERS OUT OF	BALANCE 06-30-76
		\$	\$	\$	\$	\$	\$	\$	\$
AGENCY:	207007								
	ALCOHOL SAFETY ACTION PROJECT								
0991	Receipts to Appropriation								
	AGENCY TOTAL								
AGENCY:	220303								
	ATTORNEY GENERAL								
0990	Interaccounts	2,359		115,126	117,485	57,418			60,066
0991	Receipts to Appropriation		980		980				980
	AGENCY TOTAL	\$ 2,359	\$ 980	\$ 115,126	\$ 118,465	\$ 57,418			\$ 61,046
AGENCY:	230305								
	STATE TREASURER								
0042	Industrial Accident Board		911,330	1,102,395	2,013,726	1,102,395		911,330	
0043	Industrial Special Indemnity		362,736	524,972	887,709	524,972		362,736	
0116	State Historical Society Fund		45,000	42,000	87,000	42,000		45,000	
0119	Public Employees Retirement		166,144	187,009	353,153	187,009		166,144	
0130	Water Pollution Control Board	10,020	350,324		360,345	360,000			345
0131	1955-59 State Building Bd. Sn	3,450		32,111	35,561	524		31,574	3,462
0132	Water Pollution Control Bnd. S.F.	60,898	2,029,929	147,595	2,238,423	2,235,452			2,971
0133	Tax Anticipation Note Redemption			72,000,000	72,000,000	72,000,000			
0991	Receipts to Appropriation		308		308	218		88	2
	AGENCY TOTAL	\$ 74,369	\$ 3,865,774	\$ 74,036,084	\$ 77,976,228	\$ 76,452,571		\$ 1,516,874	\$ 6,781
AGENCY:	240306								
	STATE AUDITOR								
0013	Election Campaign			38,670	38,670				38,670
0990	Interaccounts	292,016		841,903	1,133,920	571,521			562,399
0991	Receipts to Appropriation	2,666	8,573		11,239				11,239
	AGENCY TOTAL	\$ 294,682	\$ 8,573	\$ 880,573	\$ 1,183,830	\$ 571,521			\$ 612,308
AGENCY:	250304								
	SECRETARY OF STATE								
0991	Receipts to Appropriation	17,107	1,284		18,391				18,391
	AGENCY TOTAL	\$ 17,107	\$ 1,284		\$ 18,391				\$ 18,391
AGENCY:	258003								
	ARTS AND HUMANITIES								
0991	Receipts to Appropriation	15	5,821		5,836	5,310		101	423
	AGENCY TOTAL	\$ 15	\$ 5,821		\$ 5,836	\$ 5,310		\$ 101	\$ 423
AGENCY:	258012								
	IDAHO CODE COMMISSION								
0128	Idaho Code	153,621		121,335	274,957	119,289		245	155,422
	AGENCY TOTAL	\$ 153,621		\$ 121,335	\$ 274,957	\$ 119,289		\$ 245	\$ 155,422

STATE OF IDAHO
STATEMENT OF FUND CHANGES
MISCELLANEOUS RESTRICTED REVENUE AND BOND INTEREST AND REDEMPTION FUNDS
AT JUNE 30, 1976

FUND NO.	FUND NAME	FUND ADDITIONS			FUND DEDUCTIONS		OUTSTANDING ORDERS 06-30-76	TRANSFERS OUT OF	FREE FUND BALANCE 06-30-76
		FUND BALANCE 07-01-76	RECEIPTS	TRANSFERS INTO	TOTAL AVAILABLE	TOTAL EXPENDED			
AGENCY:	512003 . PUBLIC UTILITY COMMISSION								
0055	Public Utilities Comm. Board	956,756	1,035,579	182,853	2,175,189	1,091,165	13,328	55,349	1,015,346
0114	Sales Tax		92		92			92	
	AGENCY TOTAL	\$ 956,756	\$ 1,035,671	\$ 182,853	\$ 2,175,282	\$ 1,091,165	\$ 13,328	\$ 55,441	\$ 1,015,346
AGENCY:	710102 SENATE								
0010	House - Senate	106,415	224	440,000	546,639	415,674		24,756	106,208
0990	Interaccounts	11,930		2,624	14,554			13,631	923
	AGENCY TOTAL	\$ 118,345	\$ 224	\$ 442,624	\$ 561,194	\$ 415,674		\$ 38,387	\$ 107,132
AGENCY:	720102 HOUSE								
0010	House - Senate	239,197	1,031	600,000	840,229	602,262		87,195	150,771
0990	Interaccounts	15,472		14,487	29,959				29,959
0991	Receipts to Appropriation	11,908	11,465		23,373				23,373
	AGENCY TOTAL	\$ 266,578	\$ 12,496	\$ 614,487	\$ 893,562	\$ 602,262		\$ 87,195	\$ 204,104
AGENCY:	730000 LEGISLATIVE COUNCIL								
0990	Interaccounts	1		21,667	21,668	20,196		315	1,156
	AGENCY TOTAL	\$ 1		\$ 21,667	\$ 21,668	\$ 20,196		\$ 315	\$ 1,156
AGENCY:	740000 JOINT FINANCE APPROPRIATION COMM								
0990	Interaccounts	132,042		109,690	241,733	105,000			136,733
0991	Receipts to Appropriation	31,406	41,849		73,255	8,418	4,050	2,510	58,276
	AGENCY TOTAL	\$ 163,449	\$ 41,849	\$ 109,690	\$ 314,988	\$ 113,418	\$ 4,050	\$ 2,510	\$ 195,009
AGENCY:	810000 JUDICIAL BRANCH								
0014	Judges Retirement	17,594	33,910	348,001	399,507	371,313			28,193
0120	A.S.A.P. Fund			181,646	181,646	181,646	24,253		24,253
0990	Interaccounts	14,884		15	14,899	13,940			958
0991	Receipts to Appropriation	2,695	7,516		10,212	2,008			8,203
	AGENCY TOTAL	\$ 35,175	\$ 41,427	\$ 529,662	\$ 606,265	\$ 568,909	\$ 24,253		\$ 13,102
	GRAND TOTAL	\$ 18,432,792	\$ 169,729,563	\$ 102,005,696	\$ 290,168,052	\$ 167,526,376	\$ 2,490,085	\$ 102,562,697	\$ 17,588,892

STATE OF IDAHO
STATEMENT OF FUND CHANGES
NON-OPERATING AND EMPLOYMENT SECURITY AGENCY FUNDS
AT JUNE 30, 1976

FUND NO.	FUND NAME	FUND ADDITIONS			FUND DEDUCTIONS			FREE FUND BALANCE 06-30-76
		FUND BALANCE 07-01-76	RECEIPTS	TRANSFERS INTO	TOTAL AVAILABLE	TOTAL EXPENDED	OUTSTANDING ORDERS 06-30-76	
		\$	\$	\$	\$	\$	\$	\$
	<u>EMPLOYMENT SECURITY AGENCY</u>							
0139	Industrial Adm. Building Mntn.	3,543	8,289		11,832	8,221	3,611	
0140	Employment Security Agency Adm.	641,635	25,173,310	200,000	26,014,945	24,723,623	326,961	964,361
0141	Employment Security - Clearing Act	3,592	19,151,382	19,115,756	38,270,731	19,151,483	19,115,756	3,490
0142	Employment Security - Benefit Acct	58,534	41,002,417	40,370,766	81,431,718	40,370,766	40,370,766	690,184
0144	Employment Security - Adm & Reimb	197,994	87,416		285,410	55,861	10,000	219,549
	GROUP TOTAL	\$ 905,298	\$ 85,422,815	\$ 59,686,523	\$146,014,638	\$ 84,309,956	\$ 59,827,095	\$ 1,877,586
	<u>ENDOWMENT FUNDS</u>							
0190	Agricultural College	335	41,783	41,783	83,901	42,000	41,783	118
0191	Charitable Institutions	413	1,514,849	1,514,849	3,030,111	1,514,000	1,514,849	1,262
0192	Normal School	814	1,350,611	1,162,819	2,514,245	1,351,000	1,162,819	426
0193	Penitentiary	507	341,331	266,602	608,442	341,000	266,602	839
0194	Public Building	382,697	6,718	391,225	780,641		411,525	369,115
0195	Public School	1,402	10,300,004	9,328,754	19,630,161	10,308,000	9,318,680	3,481
0196	School of Science	851	2,048,884	1,788,054	3,837,791	2,049,000	1,788,054	736
0197	State Hospital South	933	268,426	252,918	522,278	269,000	252,918	360
0198	University of Idaho	820	286,788	286,788	574,396	287,000	286,788	608
0199	Endowment Land Purchase Acct		1,491,149	8,087,033	9,578,183	6,595,883	2,982,299	
	GROUP TOTAL	\$ 388,777	\$ 17,650,547	\$ 23,120,829	\$ 41,160,154	\$ 22,756,883	\$ 18,026,320	\$ 376,949
	<u>SUSPENSE AND TRUST</u>							
0145	Horse Racing Suspense	3,375	125-		3,250	450		2,800
0146	Outfitters & Guide Suspense							
0147	Escheat Suspense	24,534	29,524	6,323	60,382		11,588	48,794
0148	Motor Car Special Fuels Suspense	949,849	773,340-		176,508	85,954		90,554
0149	Fish & Game Suspense	45,727	42,097-		3,630	3,630		
0150	Highways Suspense	3,002,371	217,800	21,933,360	25,153,531	21,019,628		4,133,903
0151	Land Commission Suspense	479,503	651,431		1,130,935	424,696		706,239
0152	PUC Commission Suspense	4,978	10,640		15,618	15,605		13
0153	Financial Responsibility Suspense	1,952	22,777		24,729	20,234		4,495
0154	Water Administration	24,196	66,617	370	91,183	72,915		18,268
0155	Liquor Law Enforcement Suspense	35,250	15,623		50,873	525		50,348
0156	Board of Nursing Suspense	17,620	11,330		28,950			28,950
0157	1 County Gas Tax	583,706	6,410,220	6,410,220	13,404,147		12,750,310	653,837
0158	State Treasurer's Suspense	407,577	141,590-	13,036	279,023	124,067	53,597	101,357
0159	Income Tax Suspense	56,165	32,742		88,908	19,173		69,735
0160	Forester's Emergency Fire Suspense	83,465			83,465	63,564		19,900
0161	Occupational License Bureau Suspense	18,055	1,868-		16,187	621		15,566
0162	County Fish & Game Suspense		34,488	51,194	85,682	34,994	34,488	16,200
0163	Law Enforcement Drug Suspense		3,259		3,259			3,259
0164	Federal Disaster Relief							
0165	Social Security Trust	29,619	33,017,266	11,641,544	44,688,431	44,150,397		538,033
0166	Lucky Peak Concession	8,225	3,647		11,873	24	7,675	4,137
0167	Land Commission Scale Tr	72,905	159,385	2,275	234,565	143,401	3,282	87,881
0168	Federal Adm. & Personnel	18,730	208,906	24,404	252,041	198,116	6,157	47,767
0169	Civil Defense Federal Contribution	241	617,529		617,771	614,853	241	2,675

STATE OF IDAHO
STATEMENT OF FUND CHANGES
NON-OPERATING AND EMPLOYMENT SECURITY AGENCY FUNDS
AT JUNE 30, 1976

FUND NO.	FUND NAME	FUND ADDITIONS			FUND DEDUCTIONS			FREE FUND BALANCE 06-30-76
		FUND BALANCE 07-01-76	RECEIPTS	TRANSFERS INTO	TOTAL AVAILABLE	TOTAL EXPENDED	OUTSTANDING ORDERS 06-30-76	
		\$	\$	\$	\$	\$	\$	\$
	SUSPENSE AND TRUST (Continued)							
0172	Public School Income	4,899,626	9,354,374	104,580,406	118,834,407	104,055,851		5,424,180
0173	University of Idaho Income	16,901	423,342	423,342	863,585	415,000		25,243
0174	Agriculture College Income	14,678	291,304	291,304	597,287	294,000		11,982
0175	School of Science Income	21,757	879,675	879,675	1,781,108	829,000		72,432
0176	Normal School Income		789,201	789,201	1,578,403			
0177	Charitable Institutions Income		575,456	575,456	1,150,912			
0178	County & Highway District Surplus	720			720			
0179	Abandon Property Trust	49,348	50,742	1,171	101,262	4,770		47,484
0180	National Forest Reserve		3,872,893		3,872,893			
0188	Firemen's Retirement	348	39,916,174	78,101,464	118,017,987	39,913,985	131	2,405
0189	Forest Management	1,932,443	1,926,386	2,550	3,861,379	1,458,737	11,675	2,376,325
0201	Court Alcohol School Fund	24,602	75		24,677	2,175		
0202	Park Donation	10,506	25,047		35,553	1,239		34,314
0205	Retained Risk Fund		667,413	1,942,937	2,610,351	1,542,011	118,012	98,941-
0208	Commodity District	43,953	108,105		152,058	92,112		59,913
0210	Finance Suspense	12,867	7,307		20,174	9,072		11,101
0211	Brand Suspense	15,914	183,386		199,300	187,463		11,837
0213	Continue Education Suspense	733	2,690		3,424	2,531		765
0214	City - County Highway Hold. Suspense	742,265	261		742,527	196,459		546,067
0215	Factory Built Housing	210	5,749		5,959	4,816		1,143
0218	Attorney General Suspense		13,463		13,463	12,463		1,000
0219	Secretary of State - Suspense Fund		45,596		45,596	10,997		34,599
0225	Rural Rehabilitation Fund		167,009		167,009	9,351	422	157,236
0230	Revenue Sharing Trust	632	14,788,214		14,788,847	14,788,810		36
0250	Income Tax Building Fund Suspense		4,673,229		4,673,229		4,673,229	
0251	Department of Education Suspense	703	1,852		2,556	1,572		983
0252	Public Employees Retirement Suspense	14,415	57,665,292		57,679,708	56,958,406		29,177
0253	Supplemental Retirement	5,477	372,068	725,991	1,103,537	377,543		2
0254	Agriculture Adm. Suspense	140,225	132,907-		7,318	4,498		2,819
0258	Timber Fire Protection	19,671			19,671	3,014		16,656
0260	Public School Income Suspense							
0263	Inheritance Tax Refund	1,647,739	3,572,421		5,220,161	201,069	4,039,063	980,029
0265	Department of Insurance Suspense		7,193		7,193	7,108		85
0266	10% Timber & Grazing Lease	1,766,375	1,063,079	1,375	2,830,830	700,311	135,103	1,989,641
0267	General Fund Interest Suspense		65,384		65,384	65,384		
0271	BSC Payroll Suspense		1,530,141		1,530,141	1,530,141		
0272	Lewis & Clark Payroll Suspense	1,043	135,254		136,297	134,828		1,469
0273	Savings and Loan	757			757			757
0274	Bi-Centennial Contribution	27,620	53,892	5,000	86,513	80,021		1,491
0275	Payroll Trust	1,190,026	15,255,181		16,445,207	10,071,756	5,008,508	1,364,942
0279	Inheritance Tax Comm			431,331	431,331	431,331		
0280	Land Commission Revolving	2,937	4,110		7,047	7,047		
0281	School Information System	18,001	125,528	16,066	159,596	129,060	2,029	10,793
0282	Idaho Building Code Fund	98,104	338,490		436,594	259,313	7,974	151,608
0284	Group Insurance Fund		9,334,299	9,850,620	19,184,920	9,206,358	304,996	177,169-
0285	Disaster Relief Fund	1,000,000			1,000,000			
	GROUP TOTAL	\$ 19,588,658	\$ 208,712,555	\$ 238,700,625	\$ 467,001,840	\$ 314,865,365	\$ 587,598	\$ 19,737,136

STATE OF IDAHO
STATEMENT OF FUND CHANGES
NON-OPERATING AND EMPLOYMENT SECURITY AGENCY FUNDS
AT JUNE 30, 1976

FUND NO.	FUND NAME	FUND ADDITIONS			FUND DEDUCTIONS		OUTSTANDING ORDERS 06-30-76	TRANSFERS OUT OF	FREE FUND BALANCE 06-30-76
		FUND BALANCE 07-01-76	RECEIPTS	TRANSFERS INTO	TOTAL AVAILABLE	TOTAL EXPENDED			
		\$	\$	\$	\$	\$	\$	\$	\$
	FEDERAL FUNDS								
0300	Airport Planning System	53,113			53,113			53,113	
0301	Urban Planning Project	14,238	195,060		209,298	144,720	525	14,269	49,783
0302	State Planning Comm. & Dev.	42,592	546,743		589,335	491,591		34,885	62,858
0304	Human Resources Dev.	2,335	7,932	3,000	13,267			13,267	
0305	Meat Inspection Federal	82,682	482,895		565,578	402,191			163,386
0307	Potato Statistic	18,272	103,934		122,207	89,675			32,532
0308	Wheat Statistics	2,441	11,000		13,441	2,020			11,420
0309	Egg Production Inspection	8,168	83,976		92,144	52,864		1,051	38,229
0310	Water Resource Plan	38,176	131,148		169,324	65,368			103,956
0313	Transportation Study	9,545			9,545				9,545
0314	Child Development	48			48	13-		48	13
0315	P.U.C. Federal	871			871			871	
0316	School Lunch	16,666	5,035,444		5,052,110	4,730,811	335,359	3,945	18,006-
0317	Indian Education	25,823	485,000		510,823	492,561	1,180	3,519	13,561
0318	Elementary Secondary Ed. Act	770,972	8,633,622		9,404,595	9,088,969	40,668	68,112	206,844
0319	Rocky Mt. Resource Ct								
0320	Civil Defense Adult Education	10,815		3,321	14,136	10,523		3,613	
0321	Veterans Approval	21,786	69,598		91,384	57,381	1,578	3,799	28,625
0322	Adult Basic Education	58,997	450,138		509,135	462,860	525	2,219	43,530
0323	Neighborhood Youth Project	32,358			32,358	266-			32,625
0324	Education Professional Dev.	111,553	80,974	60,000	252,527	164,339	11	85,350	2,825
0325	Drivers Rehabilitation	8,021	55,630		63,651	58,228	2,581	4,935	2,093-
0326	Continuing Education	21,939	122,852		144,791	135,157		2,490	7,143
0327	State Commission Higher Ed Fac	5,763	81,185		86,948	75,991		2,492	8,464
0328	Alcohol Safety Education	3,349			3,349	2,502		847	
0329	Special Education Teacher Training	11,818	139,840		151,658	122,231		1,319	28,106
0330	Vocational Education Act 63	4,802	3,043,593	22,678	3,071,074	2,974,490	1,152,022		1,055,437-
0331	MDTA	57,099	479,232	481,278	1,017,610	544,029	3,024	468,011	2,545
0332	Corp of Engineer	29,349	172,738		202,087	185,311		217	16,557
0333	Federal Disability Determinations	15,573	630,659		646,232	619,121	49,050	18,765	40,704-
0334	Vocational Rehabilitation	140,299	3,643,826		3,784,126	3,628,821	1,461,561	67,147	1,373,403-
0335	Bi-Centennial Grant	19,905	130,000		149,905	149,905			
0337	Waste Well Water	48,286	9,484		57,770	37,207			20,562
0338	Office of Energy	20,264	131,649	52,860	204,774	134,979	64,775	56,924	51,904-
0339	State River Basin	1,051	74,000		75,051	75,051			
0341	Library Service Act	9,478	406,788		416,266	379,673	30,296	6,296	
0342	Library Service & Const. Act								
0343	Vocational Education Advisory Council	22,087	50,000		72,087	43,491		1,927	26,669
0344	Education - Federal	33,477	16,750		50,228	46,420			3,808
0345	Drug Education								
0346	Inter-Governmental Personnel Grant		40,547	1,928	42,475	41,838		386	250
0349	Emergency Medical System	8,983	11,692		20,676	20,676			
0350	D & B Public Law 89-10	28,498	266,373		294,871	278,044	2,358	7,699	6,768
0353	Industrial Hygiene Grant								
0354	Title VI - Lewis & Clark	21,270	17,620		38,890	27,506	8,773		2,610
0355	Public Service Carrier								

STATE OF IDAHO
STATEMENT OF FUND CHANGES
NON-OPERATING AND EMPLOYMENT SECURITY AGENCY FUNDS
AT JUNE 30, 1976

		FUND ADDITIONS			FUND DEDUCTIONS			FREE FUND BALANCE	
FUND NO.	FUND NAME	FUND BALANCE 07-01-76	RECEIPTS	TRANSFERS INTO	TOTAL AVAILABLE	TOTAL EXPENDED	OUTSTANDING ORDERS 06-30-76	TRANSFERS OUT OF	BALANCE 06-30-76
		\$	\$	\$	\$	\$	\$	\$	\$
	FEDERAL FUNDS (Continued)								
0356	Occupational Safety Health Act	6,379			6,379			6,379	
0357	OSHA Planning Grant								713
0358	Asses. Dev. Training Program	713			713				3,330
0359	Bi-Centennial		46,956	5,000	51,956	37,722		10,903	215
0360	National Science Fund	215			215				56,576
0361	Pacific N. W. Reg. Comm	56,425	757,316		813,741	744,667	6,872	5,625	5
0362	Lava Hot Springs Outdoor Rec.	2	2,500		2,502	2,497			
0363	Office on Executive Reorganization		379	379	758	379		379	
0364	Sat. Tech. Dem. Project	291			291				
0365	Federal Bureau Outdoor Rec.	183,875	1,360,046	48,710	1,592,632	1,196,152	254,865	5,976	135,637
0366	WIN - On the Job Training	11,796	16,249	16,249	44,294	15,719	6,536	16,257	5,780
0367	State PEP Program	25,291	380	1,162	26,834	14,268		1,177	11,388
0368	Idaho Anti-Shoplifting Program	625	11,000		11,625	11,577			48
0369	Idaho Traffic Comm	26,067	584,827	28,200	639,094	615,419	131,758	8,505	116,588-
0370	Planning Commission	245,261	2,819,556	121,781	3,186,600	2,924,236		9,575	252,788
0371	Radiolog. Inst. Repair	24,112			24,112			24,112	
0372	Uniform Approach Nursing Educ		60,479		60,479	55,541	4,489	4	444
0373	Human Rights - Federal	8,890	19,620		28,511	20,992			7,518
0374	Model Cities - NYC	1,316			1,316				1,316
0375	Law Enforcement Planning Att. Gen.	4,979	11,315		16,295	9,491		285	6,518
0376	Pen - LEP & LEPC	44,068	399,977		444,045	336,775	78,790	1,565	26,913
0377	Drug Control - LEP	84,476	857		85,334	68,294		16,801	238
0378	Mag. Division of D. C.-LEP	1,289	137,793		139,082	109,873	200,123		170,914-
0379	Idaho Commission for Blind	12,885	532,669		545,554	514,842	95,355	22,461	87,104-
0380	Idaho Commission Arts & Humanities	31,653	298,590	141	330,385	313,055		853	16,476
0381	Coast Guard Boat Safety	113,584	2,562		116,147	33,459			82,688
0382	Idaho Alcohol Action	1,875	172,927		174,802	146,809	22,000	21,908	15,914-
0385	Management Info. System - Labor								
0386	Idaho Crim. Jus. Info. System	2,840	119,657	6,758	129,256	77,691	896	8,923	41,745
0387	Brand (Federal)								
0388	Alt. Energy State Building		15,000		15,000	10,633		615	3,751
0389	Land Federal Fund		363,826		363,826	161,439			202,386
0390	Manpower Development T.A.	2,571	1,117,233		1,119,804	1,089,041	28,775	169	1,818
0391	Idaho Office of Aging Adm	152,957	663,233	41,736	857,927	564,987	460	225,263	67,216
0392	Office on Aging	402	1,372,274		1,372,677	1,369,239			3,438
0394	Penitentiary ESEA Gr								
0395	Work Incentive	1,680	87,044		88,724	88,129			595
0396	Operation Mainstream								
0398	Historical Preservation	89	129,923		130,013	114,825	900	1,247	13,039
0400	State & Local Fiscal Assis. Acct	58,831	8,203,938	8,199,781	16,462,551	45,285	2,425	16,399,781	15,060
	GROUP TOTAL	\$ 2,938,228	\$ 45,150,069	\$ 9,094,969	\$ 57,183,266	\$ 36,529,622	\$ 3,988,540	\$ 17,716,302	\$ 1,051,199-
	GRAND TOTAL	\$ 23,820,962	\$356,935,988	\$330,602,948	\$711,359,899	\$458,461,827	\$ 4,576,138	\$227,381,459	\$ 20,940,473

STATE OF IDAHO
SUMMARY STATEMENT OF REVENUE AND EXPENDITURES - ALL FUNDS FOR THE FISCAL YEAR PERIOD ENDING JUNE 30, 1976

REVENUE	GENERAL FUND	RESTRICTED REVENUE FUNDS	PERMANENT BUILDING FUND	WATER POLLUTION FUND	PUBLIC HEALTH TRUST FUND	COOPERATIVE WELFARE FUND	HIGHWAY FUND	FISH & GAME FUND	TOTAL OPERATING FUNDS		LIQUOR FUND	INSURANCE FUND	NON-OPERATING FUNDS	TOTAL COMBINED FUNDS
	\$	\$	\$	\$	\$	\$	\$	\$	AMOUNT	PERCENT	\$	\$	\$	\$
RECEIPTS														
Ad Valorem Tax		171,007.44							171,007.44	.02%			78,155.59	249,163.03
Other Taxes	144,311,628.20	128,868,532.24	3,009,473.39	1,459,713.63			35,645,032.62	508.16-	313,293,871.92	53.37%			10,184,207.02	323,478,078.94
Licenses and Permits	2,014,857.65	3,479,745.26				19,400.50	22,967,105.63	5,788,166.15	34,269,275.19	5.83%	730.00		3,918.00	34,273,923.19
Services and Fees	1,355,831.52	17,628,267.65				1,659,294.60	296,082.99	2,000.00	20,941,476.76	3.56%		8,528,109.74	762,721.10	30,232,307.60
Interest and Penalties	6,974,177.98	930,124.81		100.48			73,881.31		7,978,284.58	1.35%		1,331,443.38	10,273,209.61	19,582,937.57
Rentals	15,248.92	237,619.59				3,133.00	48,004.06	43,779.54	347,785.11	.05%		6,878.00	1,747,493.17	2,102,156.28
Fines and Forfeitures	344,707.78	23,855.89				50.00	633,073.78		1,001,687.45	.17%			29,149.82	1,030,837.27
Miscellaneous Sales	4,610.32	565,618.72				5,289.43	27,866.00	25,064.24	628,448.71	.10%	31,607,229.00		131,946.77	32,367,624.48
Matched Funds and Contr.	87,786.59	9,636,069.55	793,368.72			59,205,993.51	55,845,858.90	1,714,932.64	127,284,009.91	21.68%			129,759,278.16	257,043,288.07
NON-REVENUE RECEIPTS														
Sale of Capital Assets	21,799.05	4,047,152.52				3,904.65	316,639.31	13,770.76	4,403,266.29	.75%	1,000.00	4,811,285.07	78,073,484.05	87,289,035.41
Sale of Bonds										.00%		59,315.76		59,315.76
Sale of Tax Anticip. Notes	72,000,000.00								72,000,000.00	12.26%				72,000,000.00
Fire Ins. Loss Settlements		12,073.19							12,073.19	.00%				12,073.19
All Other Ins. Adjustments	2,146.75	9,562.32				2,393.64	49,708.01	208.00	64,018.72	.01%			1,539.34	65,558.06
Suspense	50.00-	1,367,322.04							1,367,272.04	.23%			124,328,227.78	125,695,499.82
Refunds	174,849.51	2,752,612.01	100.00			70,279.31	167,620.14	29,042.81	3,194,503.78	.54%	2,758.87	132,614.52	1,562,658.29	4,892,535.46
TOTAL RECEIPTS	\$227,307,594.27	\$169,729,563.23	\$3,802,942.11	\$1,459,814.11		\$60,969,738.64	\$116,070,872.75	\$7,616,455.98	\$586,956,981.09	100.00%	\$1,611,717.87	\$14,869,646.47	\$356,935,988.70	\$990,374,334.13
* EXPENDITURES														
Personnel Costs	62,415,666.02	24,442,274.95	256,840.35		5,191.05-	37,832,645.33	22,696,115.73	4,851,717.04	152,490,068.37	30.91%	2,439,647.65	546,435.00	21,336,190.85	176,812,341.87
Operating Expenditures	14,326,526.41	40,379,201.87	26,442.51		2,342.84-	10,765,126.05	10,373,239.30	2,073,475.24	77,941,668.54	15.80%	19,707,475.07	1,560,194.07	6,196,210.42	105,405,548.10
Capital Outlay	12,969,924.07	1,903,006.05	13,775,521.86			1,413,967.12	51,708,578.54	729,812.64	82,500,810.28	16.72%	46,476.43	6,819.65	7,561,990.94	90,116,097.30
Trustee & Benefit Payments	6,832,716.05	121,691.66			532.17-	58,051,699.21			65,005,574.75	13.17%			25,872,429.89	90,878,004.64
Non-Operating Expenditures		76,452,353.86							76,452,353.86	15.49%			119,715,706.43	196,168,060.29
Payment as Agent	10,880,076.28	24,227,847.86				815,811.08			38,865,086.22	7.87%	5,841,717.08	12,288,553.93	277,779,299.00	334,774,656.23
TOTAL EXPENDITURES	\$107,424,908.83	\$167,526,376.25	\$14,058,804.72	\$2,941,351.00	\$8,066.06-	\$108,879,248.79	\$84,777,933.57	\$7,655,004.92	\$493,255,562.02	100.00%	\$28,035,316.23	\$14,402,002.65	\$458,461,827.53	\$994,154,708.43
ADJUSTMENT OF TRANSFER OF FUNDS														
Transfers To	77,185,196.43	86,205,336.24	4,808,771.79	3,612,506.10		50,849,154.66	389,577.83	.29	223,050,543.34		33,684.47	4,128.11	137,481,557.88	360,569,913.80
Transfers From	208,572,146.49	92,269,035.51	11,605.50	2,366.11	218.60	87,600.00	21,915,870.54	39,066.82	322,897,909.57		5,534,594.93	22,619.97	33,712,898.21	362,168,022.68
INTER-ACCOUNT RECEIPTS		7,216,162.19												7,216,162.19
INTER-ACCOUNT EXPENDITURES	1,823,445.68	1,709,463.89	36,332.34			2,055,916.17	631,185.91	280,656.87	6,537,000.86		125,203.44	6,786.45	547,171.44	7,216,162.19

* Does not include Inter-Account Expenditures which are listed above.
It does include Prior Biennium warrants that were cancelled.

STATE OF IDAHO
ANALYSIS OF FUND CHANGES - STATE LIQUOR FUND
JUNE 30, 1976

EXPENDITURES	TOTAL	PERSONNEL SERVICES	OPERATING EXPENSE	CAPITAL OUTLAY	LIQUOR PURCHASES	REFUNDS	PAYMENT AS AGENT	PRIOR BIENNIUM CANCELLED WARRANTS
General Administration	\$ 3,286,974.77	\$ 2,442,137.57	\$ 798,360.77	\$ 46,476.43	\$	\$	\$	\$
Liquor Purchases	18,979,225.61		837,914.27		18,035,085.87	106,225.47		435.50
Distribution of Surplus	5,841,717.08						5,841,717.08	
Alcohol Safety Action	53,037.71		53,037.71					
TOTALS	<u>\$28,160,955.17</u>	<u>\$2,442,137.57</u>	<u>\$1,689,312.75</u>	<u>\$ 46,476.43</u>	<u>\$18,035,085.87</u>	<u>\$ 106,225.47</u>	<u>\$5,841,717.08</u>	<u>\$ 435.50</u>

STATE OF IDAHO
ANALYSIS OF FUND CHANGES - STATE LIQUOR FUND - TWELVE MONTHS PERIOD
JUNE 30, 1976

	07-01-75 BALANCE	APPROP. 07-01-75 TO 06-30-76	OUTSTANDING ORDERS 07-01-75	TRANSFERS AND RECEIPTS	TOTAL EXPENDITURES	OUTSTANDING ORDERS 06-30-76	TRANSFERS TO OTHER FUNDS	APPROP. BALANCE 06-30-76	FREE FUND BALANCE 06-30-76
General Administration	\$	<u>3,605,400.00</u>	6,583.33	\$	<u>3,286,974.77</u>	3,107.64	\$	<u>321,900.92</u>	\$
TOTALS		<u>3,605,400.00</u>						<u>321,900.92</u>	
Alcohol Safety Action			82,000.00	33,684.47	53,037.71				
Refunds					106,225.47				
Prior Biennium Cancelled Warrants					(435.50)				
Liquor Purchases					18,873,000.14				
Receipts				31,611,717.87					
Cancelled Sight Drafts									
Distribution To:									
Counties					4,017,805.47				
Junior Colleges					244,586.47				
Cities and Villages					1,579,325.14				
Public Schools									
Health and Welfare									
General Fund									
Liquor Law Enforcement									
Alcohol Safety Action Program									
Law Enforcement Planning									
Supreme Court - Alcohol Safety									
Law Enforcement - Alcohol Safety									
Permanent Building									
Rotary Funds									
FUND TOTALS 6-30-76	<u>\$2,209,791.64</u>		<u>\$ 88,583.33</u>	<u>\$31,645,402.34</u>	<u>\$28,160,519.67</u>	<u>\$ 3,107.64</u>	<u>\$5,534,594.93</u>		<u>\$ 245,555.07</u>

STATE OF IDAHO
ANALYSIS OF CHANGES - STATE INSURANCE FUND
JUNE 30, 1976

EXPENDITURES	TOTALS	PERSONAL SERVICES	OPERATING EXPENSE	CAPITAL OUTLAY	PAYMENT AS AGENT	INVESTMENTS
General Administration	\$ 725,257.61	\$ 546,435.00	\$ 172,002.96	\$ 6,819.65		
Losses and Compensation	3,871,656.59				3,871,656.59	
Investment Expense & Investments	3,316,581.66		14,684.32		3,301,897.34	
Re-Insurance & Refunds	1,380,293.24		1,380,293.24			
Purchase of Investments	5,115,000.00					5,115,000.00
TOTALS	<u>\$14,408,789.10</u>	<u>\$ 546,435.00</u>	<u>\$1,566,980.52</u>	<u>\$ 6,819.65</u>	<u>\$7,173,553.93</u>	<u>\$5,115,000.00</u>

STATE OF IDAHO
ANALYSIS OF FUND CHANGES - STATE INSURANCE FUND
JUNE 30, 1976

	FUND BALANCE	APPROP. 07-01-75 06-30-76	OUTSTANDING ORDERS 07-01-75	RECEIPTS AND TRANSFERS	TOTAL EXPENDITURES	OUTSTANDING ORDERS 06-30-76	TRANSFERS TO OTHER FUNDS	UNENCUMBERED APPROP. BALANCE 06-30-76	FREE FUND BALANCE 06-30-76
<u>APPROPRIATED:</u>	\$	\$	\$	\$	\$	\$	\$	\$	\$
General Administration		833,100.00	15,661.05		725,257.61	26,438.42		97,065.02	
TOTALS		<u>\$ 833,100.00</u>						<u>\$ 97,065.02</u>	
<u>NON-APPROPRIATED:</u>									
Losses and Compensation					3,871,656.59				
Re-Insurance and Refunds					1,380,293.24	137,485.00			
Purchase of Investments					5,115,000.00				
Investment and Expense					3,316,581.66	67,734.38			
Receipts				14,869,646.47					
Transfers				4,128.11			22,619.97		
Prior Biennium Cancelled Warrants									
FUND BALANCE 6-30-76	<u>\$ 48,413.68</u>		<u>\$ 15,661.05</u>	<u>\$14,873,774.58</u>	<u>\$14,408,789.10</u>	<u>\$ 231,657.80</u>	<u>\$ 22,619.97</u>		<u>\$ 274,782.44</u>

STATE OF IDAHO
STATEMENT OF REVENUE AND COLLECTIONS - ALL FUNDS FOR THE PERIOD ENDING JUNE 30, 1976

FUND NO.	FUND NAME	TAXES	FINES AND FORFEITURES	LICENSES AND PERMITS	INTEREST AND PENALTIES	FEES AND SALE OF SERVICES	MISCELLANEOUS REVENUES	SALE OF GOODS	TOTAL REVENUE RECEIPTS	INTER-GOVERNMENTAL RECEIPTS	NON-REVENUE RECEIPTS	TOTAL RECEIPTS
AGENCY:	008011											
	COUNTY RECEIPTS											
0001	General Fund		343,290			895,439			1,238,730			1,238,730
0005	Department of Highways Fund		632,573	9,679,067		201,602			10,513,244			10,513,244
0006	Fish & Game Fund											
0014	Judges Retirement										212,001	212,001
0033	Livestock Disease Control	8,699-							8,699-			8,699-
0055	Public Utilities Commission Board					14,487			14,487			14,487
0103	Forest Product Trust										431,243	431,243
0104	U.S. Clerk-McNary											
0110	Motor Vehicle Bureau			87,346	3,032	156,172			3,032			3,032
0118	Search and Rescue			3,523					243,518			243,518
0126	Motorbike Recreation								3,523			3,523
0128	Idaho Code								3,526			3,526
0131	1955-59 State Building Bond Sn	32,111							121,335			121,335
0132	Water Pollution Control Bond S.F.	147,595							32,111			32,111
0147	Eachest Suspense								147,595			147,595
0162	County Fish & Game Suspense			153					153		583	583
											34,335	34,488
AGENCY:	010200											
	BUDGET POLICY PLANNING DIVISION											
0001	General Fund										2,816	2,816
0017	State Planning Agency								36,100	36,100		36,100
0301	Urban Planning Project								195,000	195,000	60	195,060
0302	State Planning Comm. & Development					304			543,725	543,420	3,018	546,743
0363	Office of Executive Reorganization								379	379		379
0370	Planning Commission								2,716,685	2,716,685	102,871	2,819,556
0386	Idaho Criminal Justice Information System								112,641	111,441	257	112,898
AGENCY:	010301											
	GOVERNOR'S OFFICE											
0001	General Fund										525	525
0084	Governor's Emergency Fund								170,000	170,000	43	170,043
0361	Pacific Northwest Regional Comm.								135,688	135,688	3,327	139,016
0991	Receipts to Appropriation										55	55
AGENCY:	010309											
	TOURISM AND INDUSTRIAL DEVELOPMENT											
0016	Idaho Development & Publicity										715	22,349
0114	Sales Tax	303						21,633	21,633			303
0361	Pacific Northwest Regional Comm.								303			303
									160,000	160,000		160,000
AGENCY:	010402											
	RETIREMENT SYSTEM											
0119	Public Employees Retirement										7,701	7,701
0252	Public Employees Retirement Sp.										57,665,292	75,665,292
AGENCY:	012009											
	NUCLEAR ENERGY COMMISSION											
0001	General Fund										513	513
AGENCY:	012101											
	INVESTMENT BOARD											
0001	General Fund											
0071	Penitentiary Income				12,064				12,064			12,064
0074	Investment Board Expense				327,074				327,074			327,074
0092	State Hospital South Income				283,518				283,518		328	283,846
0172	Public School Income				195,622				195,622			195,622
0173	University of Idaho Income				5,692,819				5,692,819			5,692,819
0174	Agriculture College Income				376,178				376,178			376,178
0175	School of Science Income				262,084				262,084			262,084
0176	Normal School Income				755,807				755,807			755,807
0177	Charitable Institutions Income				656,800				656,800			656,800
0192	Normal School				510,029				510,029			510,029
0193	Penitentiary										187,792	187,792
0195	Public School										74,728	74,728
0196	School of Science										981,269	981,324
0197	State Hospital South										260,830	260,830
											15,507	15,507
AGENCY:	012501											
	LIQUOR DISPENSARY											
0135	Liquor Control			730				31,607,229	31,607,959		2,758	31,610,717
AGENCY:	012502											
	STATE INSURANCE FUND											
0136	State Insurance				35,813	8,528,109	6,878		8,570,801		191,930	8,762,731
0188	Firemen's Retirement										1,064,293	1,064,293
AGENCY:	016003											
	IDAHO OFFICE ON AGING											
0017	State Planning Agency								206,043	206,043		206,043

STATE OF IDAHO
STATEMENT OF REVENUE AND COLLECTIONS - ALL FUNDS FOR THE PERIOD ENDING JUNE 30, 1976

FUND NO.	FUND NAME	TAXES	FINES AND FORFEITURES	LICENSES AND PERMITS	INTEREST AND PENALTIES	FEES AND SALE OF SERVICES	MISCELLANEOUS REVENUES	SALE OF GOODS	TOTAL REVENUE RECEIPTS	INTER- GOVERNMENTAL RECEIPTS	NON-REVENUE RECEIPTS	TOTAL RECEIPTS
AGENCY: 016003	IDAHO OFFICE ON AGING (Continued)								645,012	645,012	2,781	647,793
0391	Idaho Office on Aging Adm								1,369,061	1,369,061	3,213	1,372,274
0392	Office on Aging											
AGENCY: 016004	HUMAN RIGHTS COMMISSION											
0373	Human Rights - Federal								19,279	19,279	341	19,620
AGENCY: 016005	BLIND COMMISSION											
0379	Idaho Commission for Blind						5		529,982	529,977	2,686	532,669
0991	Receipts to Appropriation						15,108		15,108			15,108
AGENCY: 017001	MILITARY DIVISION											
0100	Idaho National Guard Educ Encour										534	534
0106	Armory Construction										23,827	23,827
0107	Adjutant General Receipts										637,357	637,357
0168	Federal Adm. & Personnel								208,481	208,481	425	208,906
0169	Civil Defense Federal Contribution								616,013	616,013	1,516	617,529
AGENCY: 030000	ADMINISTRATION DEPARTMENT											
0001	General Fund							1,593	1,593		2,559	4,153
0002	Permanent Building Fund								793,368	793,368	100	793,468
0117	Surplus Property Agency							162,151	162,151		1,346	163,498
0205	Retained Risk Fund					160,822			160,822		416	161,238
0284	Group Insurance Fund					20			20		4,503,033	4,503,054
0349	Emergency Medical System					2,583			2,583		9,109	11,692
0388	Alt. Energy State Building								15,000	15,000		15,000
0400	State & Local Fiscal Assistance Act										4,156	4,156
0991	Receipts to Appropriation					267,970	2,327	65,404	335,702		11,518	347,221
AGENCY: 030401	PERSONNEL COMMISSION											
0125	Personnel Commission					605,686			605,686		947	606,634
0346	Inter-Governmental Per. Grant								40,527	40,527	20	40,547
AGENCY: 047501	STATE TAX COMMISSION											
0001	General Fund	135,743,561		36,587	40,852		88		135,821,089			135,821,089
0002	Permanent Building Fund	3,009,473							3,009,473			3,009,473
0005	Department of Highways Fund	31,250,599		5,650	23,738			1,426	31,281,413			31,281,413
0007	1970 Water Pollution Control	1,459,713			100				1,459,814			1,459,814
0013	Election Campaign						38,670		38,670			38,670
0016	Idaho Development & Publicity								107,412			107,412
0048	Aeronautics	559,092		103,290	4,122				559,196			559,196
0090	Central Tumor Registration	55,000							55,000			55,000
0108	State Income Tax Refund	32,400,211							32,400,211		1,289	32,401,500
0109	Waterways Improvement	384,244			291				384,536			384,536
0112	Motor Fuels Refund	2,422,169							2,422,169			2,422,169
0114	Sales Tax	88,635,479							88,635,479			88,635,479
0126	Motorbike Recreation				291				384,536			384,536
0147	Escheat Suspense		28,941			384,244			28,941			28,941
0150	Highways Suspense										217,800	217,800
0157	1 County Gas Tax	6,405,354			4,865				6,410,220			6,410,220
0159	Income Tax Suspense										32,742	32,742
0163	Law Enforcement Drug Suspense											
0172	Public School Income	78,155							78,155			78,155
0179	Abandon Property Trust										50,742	50,742
0250	Income Tax Building Pd. Sp.	3-							3-		4,673,232	4,673,229
0263	Inheritance Tax - Refund	3,572,421							3,572,421			3,572,421
0991	Receipts to Appropriation					310		1,283	1,593		4,013	5,607
AGENCY: 047503	TAX APPEALS BOARD											
0001	General Fund					164			164		12	176
AGENCY: 050000	FINANCE DEPARTMENT											
0001	General Fund	6	810	130,700		232,271			363,788			363,788
0064	State Cemetery Board			455					455			455
0070	Credit Union Audit Fund					41,663			41,663			41,663
0114	Sales Tax	10							10			10
0136	State Insurance				1,295,630				1,295,630		4,811,285	6,106,915
0210	Finance Suspense										7,307	7,307
0991	Receipts to Appropriation							618	618		64	683

STATE OF IDAHO
STATEMENT OF REVENUE AND COLLECTIONS - ALL FUNDS FOR THE PERIOD ENDING JUNE 30, 1976

FUND NO.	FUND NAME	TAXES	FINES AND FORFEITURES	LICENSES AND PERMITS	INTEREST AND PENALTIES	FEES AND SALE OF SERVICES	MISCELLANEOUS REVENUES	SALE OF GOODS	TOTAL REVENUE RECEIPTS	INTER-GOVERNMENTAL RECEIPTS	NON-REVENUE RECEIPTS	TOTAL RECEIPTS
AGENCY: 062006	INSURANCE DEPARTMENT											
0001	General Fund	8,568,062		258,959	7,627	81,090			8,915,739			8,915,739
0265	Department of Insurance Sp.										7,193	7,193
0991	Receipts to Appropriation					44			44			44
AGENCY: 070000	LABOR AND INDUSTRIAL SERVICE DEPT											
0001	General Fund					18		150	169		17	186
0054	Electrical Board			50,564		588,937		2,439	641,941		66	642,008
0056	State Plumbing Board			118,992		134,602		3,800	257,394		69	257,464
0158	State Treasurer's Sp.										392	392
0215	Factory Built Housing										5,749	5,749
0282	Idaho Building Code Fund			4,165		328,970		5,145	338,281		209	338,490
AGENCY: 081001	AGRICULTURE DEPARTMENT											
0001	General Fund			27,028		46,413		169	73,611		14,624	88,235
0021	Agriculture Inspection			8,155		140,810			148,965		1,145	150,111
0022	Bee Inspection			218		3,120			3,339			3,340
0023	Fresh Fruit & Vegetable Inspection					2,508,019			2,508,019		1,965	2,509,984
0027	Public Livestock Market			1,940					1,940			1,940
0028	Sheep Commission	115,260				932			116,193		547	116,740
0029	Commercial Feed & Fertilizer			45,945	155	80,478			126,578		20	126,598
0030	Idaho Prune Advertising Dev.	3,819							3,819			3,819
0032	Economic Poison			40,222	555				40,776			40,776
0033	Livestock Disease Control			1,142		28,786		4,010	33,939		17,537	51,476
0034	Dairy Industry & Inspection			9,187		113,659			122,847		13,435	136,282
0035	Honey Advertising					5,012			5,012			5,012
0038	Egg Inspection			1,365		39,374			40,949		530	41,479
0114	Sales Tax									209		209
0225	Rural Rehabilitation Fund										167,009	167,009
0254	Agriculture Adm. Sp.										132,907	132,907
0305	Meat Inspection Federal					8,169			481,635	473,465	1,260	482,895
0307	Potato Statistic								101,374	101,374	2,559	103,934
0308	Wheat Statistics								11,000	11,000		11,000
0309	Egg Production Inspection								83,976	83,976		83,976
AGENCY: 091101	APPLE COMMISSION											
0020	Idaho Apple Commission	16,177							16,177			16,177
AGENCY: 091102	IDAHO BEAN COMMISSION											
0025	Idaho Bean Market & Promotion	69,690							69,690			69,690
AGENCY: 091104	IDAHO CHERRY COMMISSION											
0019	Cherry Commission Fund	8,745							8,745			8,745
AGENCY: 091105	DAIRY PRODUCTS COMMISSION											
0018	Idaho Dairy Products Commission	620,075							620,075		447	620,523
AGENCY: 091106	POTATO COMMISSION											
0031	Idaho Potato & Onion	1,668,349			274			1,850	1,668,474		20,928	1,689,402
AGENCY: 091108	WHEAT COMMISSION											
0026	Idaho Wheat Commission	472,447							472,447			472,447
AGENCY: 092008	ATHLETIC COMMISSION											
0001	General Fund											
0046	Athletic Commission	1,163		206					1,369			1,369
AGENCY: 092102	PHARMACY BOARD											
0049	State Pharmacy Board			120,989		4,795		1,044	126,828		69	126,898
0061	Tri-Prescription Program			15,795				2,379	18,174			18,174
AGENCY: 092103	ACCOUNTANCY BOARD											
0057	State Board of Accountancy		75	37,328		374		16	37,794		36	37,831
AGENCY: 092105	DENTISTRY BOARD											
0060	Idaho State Dental Board			34,205		5,143			39,348		7	39,355

STATE OF IDAHO
STATEMENT OF REVENUE AND COLLECTIONS - ALL FUNDS FOR THE PERIOD ENDING JUNE 30, 1976

FUND NO.	FUND NAME	TAXES	FINES AND FORFEITURES	LICENSES AND PERMITS	INTEREST AND PENALTIES	FEES AND SALE OF SERVICES	MISCELLANEOUS REVENUES	SALE OF GOODS	TOTAL REVENUE RECEIPTS	INTER-GOVERNMENTAL RECEIPTS	NON-REVENUE RECEIPTS	TOTAL RECEIPTS
AGENCY:	092107											
	ENGINEERING EXAMINERS BOARD											
0050	Professional Engineers			54,536	1,474	10,060		3	66,073		561	66,634
AGENCY:	092110											
	MEDICINE BOARD											
0045	State Board of Medicine			77,002		3			77,005			77,005
AGENCY:	092111											
	NURSING BOARD											
0053	Board of Nursing			72,025	3,390	49,501		660	125,577		3,105	128,683
0156	Board of Nursing Sp.										11,330	11,330
0372	Uniform Approach Nursing Ed								60,479	60,479		60,479
AGENCY:	092112											
	OCCUPATIONAL LICENSE BUREAU											
0041	Occupational License Bureau			144,226	4,470	29,059			177,755		364	178,119
0047	Optometry Board			7,020					7,020			7,020
0161	Occupational License Bureau Sp.										1,868-	1,868-
AGENCY:	092114											
	PUBLIC WORKS CONTRACTOR'S BOARD											
0051	Contractor's State License Board			113,544					113,544		38	113,582
AGENCY:	092115											
	REAL ESTATE COMMISSION											
0044	Idaho Real Estate Broker's Cm			108,756		7,927			116,684		101	116,785
0059	Real Estate Res. & Rec.			33,567					33,567			33,567
AGENCY:	092116											
	PROFESSIONAL GEOLOGIST BOARD											
0068	Registered Geologist Board			148	132	8,639			8,919			8,919
AGENCY:	092119											
	CERTIFIED SHORTHAND REPORTERS											
0015	Certified Shorthand Reporters			3,225					3,225			3,225
AGENCY:	093102											
	OUTFITTERS AND GUIDES BOARD											
0063	Outfitters and Guides			43,810	1,650				45,460		77	45,537
AGENCY:	100000											
	CORRECTION											
0361	Pacific Northwest Regional Comm.								13,300	13,300		13,300
0376	Penitentiary - LEP & LEPC								399,977	399,977		399,977
0390	Manpower Development T. A.								29,949	29,949		29,949
0991	Receipts to Appropriation					9,290	1,725	64,770	75,787		93,653	169,440
AGENCY:	110000											
	LAW ENFORCEMENT											
0001	General Fund			592,884				121	593,005		36	593,041
0005	Department of Highways Fund	4,395,542		13,053,957	48,682	48,775			17,546,957			17,546,957
0033	Livestock Disease Control					172,746			172,746			172,746
0036	Unclaimed Animal Proceeds							25,415	25,415			25,415
0052	State Brand Inspector					665,039			665,039		352	665,392
0055	Public Utility Comm. Board					155,395			155,395			155,395
0058	Idaho Horse Racing Act			29,473					145,677			145,677
0059	Real Estate Res. & Rec.	112,323	3,880									
0110	Motor Vehicle Bureau			788,296		955,472	1,597	3,221	1,803,659	55,071	26,764	1,880,423
0111	Drivers Training			1,083,259					1,083,259			1,083,259
0113	Liquor Law Enforcement			5					5		1,615	1,620
0114	Sales Tax	225,444							225,444			225,444
0145	Horse Racing Suspense			500-					500-		375	125-
0148	Motor Carrier Special Fuels Sp.										773,340-	773,340-
0153	Financial Responsibility Sp.										22,777	22,777
0155	Liquor Law Enforcement Sp.										15,623	15,623
0158	State Treasurer's Sp.										31,586	31,586
0163	Law Enforcement Drug Suspense										3,259	3,259
0195	Public School	206,434							206,434		2,900	209,334
0211	Brand Suspense										183,386	183,386
0377	Drug Control - LEP										857	857
0991	Receipts to Appropriation			27-					27-			27-
AGENCY:	125001											
	STATE LIBRARY											
0341	Library Service Act					130			406,776	406,646	12	406,788
0991	Receipts to Appropriation			673		2,111	2,351	55	5,221	30	761	5,982

STATE OF IDAHO
STATEMENT OF REVENUE AND COLLECTIONS - ALL FUNDS FOR THE PERIOD ENDING JUNE 30, 1976

FUND NO.	FUND NAME	TAXES	FINES AND FORFEITURES	LICENSES AND PERMITS	INTEREST AND PENALTIES	FEES AND SALE OF SERVICES	MISCELLANEOUS REVENUES	SALE OF GOODS	TOTAL REVENUE RECEIPTS	INTER-GOVERNMENTAL RECEIPTS	NON-REVENUE RECEIPTS	TOTAL RECEIPTS
AGENCY:	125101											
	EDUCATION DEPARTMENT											
0001	General Fund	2-		1,328		1,875		235	3,436		12	3,448
0073	Professional Practices Comm.			56,349					56,349			56,349
0111	Drivers Training			70					70			70
0114	Sales Tax	9							9			9
0208	Commodity Dist.			253				107,852	108,105			108,105
0251	Department of Education Sp.										1,852	1,852
0316	School Lunch								5,035,444	5,035,444		5,035,444
0317	Indian Education								485,000	485,000		485,000
0318	Elementary Secondary Education Act								8,632,508	8,632,508	1,114	8,633,622
0321	Veterans Approval								69,598	69,598		69,598
0322	Adult Basic Education								450,138	450,138		450,138
0324	Education Professional Dev.								14,763	14,763	6,211	20,974
0325	Drivers Rehabilitation					4,165-			55,625	59,790	5	55,630
0329	Special Education - Teacher Trn								139,840	139,840		139,840
0344	Education - Federal										16,750	16,750
0991	Receipts to Appropriation					99,148			99,148			99,148
AGENCY:	125102											
	VOCATIONAL EDUCATION											
0001	General Fund							1,807	1,807		416	2,223
0114	Sales Tax	6							6			6
0324	Education Professional Dev.								60,000	60,000		60,000
0330	Vocational Education Act 63								3,043,593	3,043,593		3,043,593
0331	MTA								11,221	11,221		11,221
0343	Vocational Education Adv. Council								50,000	50,000		50,000
AGENCY:	125104											
	VOCATIONAL REHABILITATION											
0334	Vocational Rehabilitation								3,622,708	3,622,708	21,118	3,643,826
AGENCY:	125105											
	DEAF AND BLIND SCHOOL											
0350	Deaf & Blind Public Law 89-10								266,373	266,373		266,373
0991	Receipts to Appropriation					9,628	625	1,511	12,040	275	4,585	16,626
AGENCY:	125107											
	EDUCATION BOARD											
0213	Continuing Education Suspense										2,690	2,690
0281	School Information System					125,528			125,528			125,528
0326	Continuing Education								120,838	120,838	2,014	122,852
0327	State Comm. - Hi. Ed. Fac.					2,388			81,185	78,797		81,185
AGENCY:	125108											
	BOISE STATE UNIVERSITY											
0271	BSC Payroll Suspense										1,530,141	1,530,141
0991	Receipts to Appropriation					2,456,745			2,456,745			2,456,745
AGENCY:	125109											
	IDAHO STATE UNIVERSITY											
0991	Receipts to Appropriation					3,608,287			3,608,287			3,608,287
AGENCY:	125110											
	LEWIS-CLARK COLLEGE											
0075	Lewis-Clark School Voc Ed								800,000	800,000		800,000
0272	Lewis-Clark Payroll Suspense										135,254	135,254
0354	Title VI - Lewis-Clark								17,620	17,620		17,620
0991	Receipts to Appropriation		264			117,296		10	117,767	197	141	117,908
AGENCY:	125111											
	UNIVERSITY OF IDAHO											
0001	General Fund										15	15
AGENCY:	125117											
	EASTERN IDAHO VO-TECH SCHOOL											
0076	Idaho Falls Area Vo. Ed										748,245	748,245
AGENCY:	128001											
	HISTORICAL SOCIETY											
0114	Sales Tax	614							614			614
0116	State Historical Society Fund					22,624	16,136	25,014	63,775		457	64,232
0166	Lucky Peak Concession											
0398	Historical Preservation					30			129,876	129,846	47	129,923
AGENCY:	136001											
	HEALTH AND WELFARE											
0001	General Fund											
0004	Social & Rehabilitation Service		50	19,400		1,659,294	11,115	5,289	60,893,161	59,198,011	76,577	60,969,738
0099	Scaling Practices											
0114	Sales Tax	85							85			85

STATEMENT OF REVENUE AND COLLECTIONS - ALL FUNDS FOR THE PERIOD ENDING JUNE 30, 1976

FUND NO.	FUND NAME	TAXES	FINES AND FORFEITURES	LICENSES AND PERMITS	INTEREST AND PENALTIES	FEES AND SALE OF SERVICES	MISCELLANEOUS REVENUES	SALE OF GOODS	TOTAL REVENUE RECEIPTS	INTER-GOVERNMENTAL RECEIPTS	NON-REVENUE RECEIPTS	TOTAL RECEIPTS
AGENCY:	136001											
	HEALTH AND WELFARE (Continued)											
0158	State Treasurer's Sp.										14,403-	14,403-
0991	Receipts to Appropriation		3,991	1,437		2,583,523	1,925,582	142,438	11,029,975	6,373,002	1,104,177	12,134,152
AGENCY:	140403											
	EMPLOYMENT DEPARTMENT											
0139	Industrial Adm. Building Mtn.						15		3,934-	3,969-	12,223	8,289
0140	Employment Security Agy. Adm.					88,545	5,110	118	25,078,131	24,984,358	95,178	25,173,310
0141	Employment Security Clearing Act								19,111,450	19,111,450	39,931	19,151,382
0142	Employment Security Benefit Acct								39,860,000	39,860,000	1,142,417	41,002,417
0144	Employment Security Adm. & Reimb.				12,426	7,800	23,844		87,416	43,346		87,416
0304	Human Resources Development								7,932	7,932		7,932
0331	MDTA								468,011	468,011		468,011
0366	WIN - On the Job Training								16,249	16,249		16,249
0367	State PEP Program								1,162	1,162		1,162
0386	Idaho Criminal Justice Info. Sys								6,758	6,758		6,758
0390	Manpower Dev. T.A.								1,087,284	1,087,284		1,087,284
0391	Idaho Office of Aging Adm								15,440	15,440		15,440
0395	Work Incentive								87,044	87,044		87,044
AGENCY:	152109											
	INDUSTRIAL COMMISSION											
0042	Industrial Accident Board	882,490	7,000		4,922	33,048		1,184	1,021,758	93,112	696	1,022,454
0043	Industrial Special Indemnity	204,381	8,000						212,381			212,381
0114	Sales Tax	33							33			33
0991	Receipts to Appropriation								1,242	1,242		1,242
AGENCY:	163101											
	FISH AND GAME COMMISSION											
0006	Fish and Game Fund	508-		5,788,166		2,000	352,276	25,064	7,573,434	1,406,435	43,021	7,616,455
0114	Sales Tax	508							508			508
0149	Fish and Game Suspense										42,097-	42,097-
0158	State Treasurer's Suspense										7,956-	7,956-
AGENCY:	173005											
	PARKS AND RECREATION DEPARTMENT											
0098	Rec. Cap. Improvement Fund										3,600	3,600
0101	Department of Parks					115,213	30,458	59	145,731		8,886	154,617
0114	Sales Tax	5,925							5,925		5,925	5,925
0115	Lava Hot Springs Fund	730				212,759	21,138	12,915	247,544		6,057	253,601
0158	State Treasurer's Suspense										27,042-	27,042-
0166	Lucky Peak Concession						3,647		3,647		3,647	3,647
0202	Park Donation						6,926		6,926		18,120	25,047
0265	Department of Insurance Sp.											
0362	L.H.S. Outdoor Rec.								2,500	2,500		2,500
0365	Federal Bureau Outdoor Rec.					5	5,520	45	1,345,311	1,339,741	8,824	1,354,136
0381	Coast Guard Boat Safety										2,562	2,562
AGENCY:	180000											
	LANDS DEPARTMENT											
0001	General Fund				4,392	13,518	15,248		33,159		70,781	103,941
0069	Oil & Gas Conservation Comm.								110			110
0071	Penitentiary Income				21,281		4,453		25,734		25,734	25,734
0086	School of Deaf & Blind				1,368				1,368		5,700	7,068
0092	State Hospital South Income				9,174		48,962		58,136			58,136
0099	Scaling Practices											
0103	Forest Product Trust										52,034	52,034
0104	U.S. Clark McNary										1,104	1,104
0105	Forest Range Protection										632,277	632,277
0151	Land Commission Suspense										6,910	6,910
0167	Land Commission Scale Tr										651,431	651,431
0172	Public School Income										157,110	157,110
0173	University of Idaho Income				1,113,030		1,465,982		2,579,012			2,579,012
0174	Agriculture College Income				27,328		19,834		47,163			47,163
0175	School of Science Income				18,899		10,319		29,219			29,219
0176	Normal School Income				91,769		32,098		123,868			123,868
0177	Charitable Institutions Income				87,007		45,393		132,400			132,400
0189	Forest Management				34,504		30,922		65,426			65,426
0190	Agricultural College										1,923,836	1,923,836
0191	Charitable Institutions										41,783	41,783
0192	Normal School										1,514,849	1,514,849
0193	Penitentiary										1,162,819	1,162,819
0194	Public Building										266,602	266,602
0195	Public School				2,307		1,281		3,588		3,129	6,718
0196	School of Science										9,096,844	9,096,844
0197	State Hospital South										1,788,054	1,788,054
0198	University of Idaho										252,918	252,918
0199	Endowment Land Purchase Acct										286,788	286,788
0266	10% Timber & Grazing Lease				51,446		103,518		154,965		1,491,149	1,491,149
0280	Land Commission Revolving										906,739	1,061,704
											4,110	4,110

STATE OF IDAHO
STATEMENT OF REVENUE AND COLLECTIONS - ALL FUNDS FOR THE PERIOD ENDING JUNE 30, 1976

FUND NO.	FUND NAME	TAXES	FINES AND FORFEITURES	LICENSES AND PERMITS	INTEREST AND PENALTIES	FEES AND SALE OF SERVICES	MISCELLANEOUS REVENUES	SALE OF GOODS	TOTAL REVENUE RECEIPTS	INTER-GOVERNMENTAL RECEIPTS	NON-REVENUE RECEIPTS	TOTAL RECEIPTS
AGENCY: 180000	LANDS DEPARTMENT (Continued)											
0361	Pacific Northwest Reg. Comm.								405,000	405,000		405,000
0389	Land Federal Fund								363,826	363,826		363,826
0991	Receipts to Appropriation										26,825	26,825
AGENCY: 193002	WATER RESOURCES											
0062	Carey Act Trust			42,500					42,500			42,500
0065	Water Resource Revl.				8,247				8,247			8,247
0067	Water Administration		92,542			1,640			94,472		100,443	108,691
0154	Water Administration					38,933		290	38,933		13,646	108,119
0158	State Treasurer's Sp.										27,683	66,617
0310	Water Resource Plan										4,122-	4,122-
0332	Corp of Engineer					1,000			105,430	105,430	25,718	131,148
0337	Waste Well Water								172,366	171,366	372	172,738
0339	State River Basin							324	9,484	9,160		9,484
0361	Pacific Northwest Reg. Comm.								74,000	74,000		74,000
0991	Receipts to Appropriation					5,499-			40,000	40,000		40,000
									1,577-	3,922	1,300	277-
AGENCY: 202007	AERONAUTICS											
0048	Aeronautics			47,079			3,490	2,117	52,687		66,779	119,467
AGENCY: 206501	HIGHWAY DEPARTMENT											
0001	General Fund					175			175			175
0005	Department of Highways Fund	1,109-	500	228,429	1,460	45,705	48,004	26,440	56,195,289	55,845,858	533,967	56,729,256
0048	Aeronautics										6,475	6,475
0067	Water Administration										550	550
0104	U.S. Clark McNary										8,100	8,100
0110	Motor Vehicle Bureau										10,715	10,715
0114	Sales Tax	5,531							5,531			5,531
0135	Liquor Control										1,000	1,000
0167	Land Commission Scale Tr										2,275	2,275
0189	Forest Management										2,550	2,550
0214	City County Highway Hold. Sp.										261	261
0266	10% Timber & Grating Lease										1,375	1,375
0365	Federal Bureau Outdoor Rec.										5,910	5,910
0991	Receipts to Appropriation										7,075	7,075
AGENCY: 207005	TRAFFIC SAFETY COMMISSION											
0369	Idaho Traffic Commission								584,573	584,573	254	584,827
AGENCY: 207007	ALCOHOL SAFETY ACTION PROJECT											
0201	Court Alcohol School Fund					75			75			75
0382	Idaho Alcohol Action								172,100	172,100	827	172,927
AGENCY: 220303	ATTORNEY GENERAL											
0001	General Fund		607						607			607
0158	State Treasurer's Suspense										5,797	5,797
0218	Attorney General Suspense										13,463	13,463
0367	State PEP Program								781-	781-		781-
0368	Idaho Anti-Shoplifting Program								11,000	10,000		11,000
0375	Law Enforcement Plan, Attorney General					100	900		10,482	10,482	833	11,315
0991	Receipts to Appropriation										980	980
AGENCY: 230305	STATE TREASURER											
0001	General Fund			8,879	6,898,782				6,907,661		72,105,700	79,013,361
0042	Industrial Accident Board				11,330				11,330		900,000	911,330
0043	Industrial Special Indemnity				33,550				33,550		329,186	362,736
0116	State Historical Society Fund				3,192				3,192		41,808	45,000
0119	Public Employees Retirement				5,144				5,144		161,000	166,144
0130	Water Pollution Control Board				324				324		350,000	350,324
0132	Water Pollution Control Bond S.F.				5,429				5,429		2,024,500	2,029,929
0158	State Treasurer's Suspense										125,841-	125,841-
0172	Public School Income										1,004,381	1,004,386
0180	National Forest Reserve										3,872,893	3,872,893
0188	Firemen's Retirement				474,008				474,008		38,377,872	38,851,880
0195	Public School										12,501	12,501
0205	Retained Risk Fund				1,175				1,175		505,000	506,175
0230	Revenue Sharing Trust				26,470				26,470		14,761,744	14,788,214
0253	Supplemental Retirement				3,617				3,617		368,450	372,068
0267	General Fund Interest Sus.				65,384				65,384			65,384
0284	Group Insurance Fund				5,245				5,245			5,245
0400	State & Local Fiscal Assistance Ac								8,199,781	8,199,781	4,826,000	4,831,245
0991	Receipts to Appropriation											
						148			148		160	308

TOTAL GENERAL FUND REVENUE AND COLLECTIONS

STATE OF IDAHO
SUMMARY OF STATEMENT OF EXPENDITURES
OPERATING FUNDS

AGENCY	T O T A L S		PERSONNEL COSTS	OTHER OPERATING EXPENDITURES	CAPITAL OUTLAY	TRUSTEE AND BENEFIT PAYMENTS	DEBT SERVICE AND REDEMPTION	TOTAL EXPENDITURES	PRIOR BIEN CANCELLED WARRANTS
	GENERAL FUND	SPECIAL FUNDS							
01-0200 Budget Policy Planning Division	904,023	270,433	670,735	216,046	20,656	267,018		1,174,456	
01-0301 Governor's Office	324,101	174,597	184,000	140,114	174,582			498,698	
01-0309 Tourism & Industrial Dev	289,276	181,014	120,513	346,353	3,424			470,291	
01-0402 Retirement System		648,443	420,174	223,480	4,788			648,443	30-
01-2009 Nuclear Energy Comm	189,093		56,532	30,876		100,884		189,093	
01-2101 Investment Board		185,367	63,794	117,294	4,278			185,367	
01-5003 Education Commission	13,739			13,739				13,739	
01-6003 Idaho Office on Aging	95,555		71,940	23,614				95,555	
01-6004 Human Rights Commission	72,534		50,432	18,460	3,641			72,534	
01-6005 Blind Commission	123,217	352	88,906			34,662		123,569	12-
01-7001 Military Division	787,834	795,270	833,158	726,644	20,624	2,676		1,583,104	274-
01-8005 Women's Program Commission	9,921			9,921				9,921	17-
03-0000 Administration Department	771,401	19,296,716	1,879,570	1,915,723	13,907,861	2,364,962		20,068,118	
03-0401 Personnel Commission		665,373	523,527	140,366	1,479			665,373	
04-7501 Tax Commission	5,196,052	47,315,067	2,660,718	31,083,034	27,219	18,740,147		52,511,119	16,135-
04-7503 Tax Appeals Board	30,802		21,764	8,686	351			30,802	
05-0000 Finance Department	436,876	42,390	390,344	84,048	4,873			479,267	
06-2006 Insurance Department	362,138	373	286,167	74,688	1,282	373		362,511	
07-0000 Labor & Industrial Services	430,719	1,019,244	1,122,324	306,714	18,517	2,406		1,449,963	49-
08-1001 Agriculture Department	1,686,647	3,098,755	3,712,393	874,838	78,423	119,748		4,785,403	867-
09-1101 Apple Commission		16,263	334	15,928				16,263	
09-1102 Bean Commission		85,162	11,393	73,769				85,162	18-
09-1104 Cherry Commission		10,292	251	10,041				10,292	
09-1105 Dairy Products Commission		628,535	54,744	573,459	331			628,535	
09-1106 Potato Commission		8,784	55	8,729				8,784	
09-1108 Wheat Commission		332,668	44,184	288,483				332,668	
09-2008 Athletic Commission	3,991	1,491		5,482				5,482	
09-2102 Pharmacy Board	30,755	97,838	88,381	39,530	682			128,594	
09-2103 Accountancy Board		32,630	10,120	22,510				32,630	
09-2105 Dentistry Board		44,717	22,264	22,453				44,717	
09-2107 Engineering Examiners Board		54,999	29,810	23,245	1,943			54,999	
09-2110 Medicine Board		59,188	43,111	13,314	2,763			59,188	
09-2111 Nursing Board		151,500	85,377	63,727	2,395			151,500	
09-2112 Occupational License Bureau		178,896	116,088	62,696	110			178,896	3-
09-2114 Public Works Contractor's Board		103,090	79,110	23,980				103,090	
09-2115 Real Estate Commission		244,854	146,079	91,241	5,533	2,000		244,854	
09-2116 Professional Geologist Board		11,526	4,275	7,251				11,526	
09-2117 Optometry Board		3,805		3,805				3,805	
09-2119 Certified Shorthand Reporters		1,645		1,645				1,645	
09-3102 Outfitters and Guides Board		45,768	25,576	20,191				45,768	
10-0000 Correction	3,946,903	570,250	2,796,770	1,522,607	197,776			4,517,154	254-
11-0000 Law Enforcement	962,919	9,676,951	7,459,837	2,805,927	351,561	22,544		10,639,871	209-
12-5001 State Library	780,849	5,991	320,799	95,506	66,810	303,724		786,840	
12-5101 Education Department	1,031,737	935,426	659,617	336,009	9,310	962,226		1,967,164	19-
12-5102 Vocational Education	6,641,432		503,368	100,329	10,999	6,026,735		6,641,432	
12-5104 Vocational Rehabilitation	770,683			12		770,671		770,683	252-
12-5105 Deaf & Blind School	1,351,037	43,587	1,163,842	202,940	26,842	999		1,394,625	1,328-
12-5107 Education Board	2,564,451		350,028	208,023	4,240	2,002,158		2,564,451	
12-5108 Boise State University	11,365,637	2,473,246	11,055,236	1,903,447	880,200			13,838,884	110-
12-5109 Idaho State University	13,039,276	4,220,060	12,779,874	2,935,045	1,544,416			17,259,336	
12-5110 Lewis-Clark College	1,721,490	1,374,459	2,433,573	505,464	156,912			3,095,950	3-

STATE OF IDAHO
SUMMARY STATEMENT OF EXPENDITURES
12 MONTHS PERIOD ENDING JUNE 30, 1976

FUND	AGENCY	PERSONNEL COSTS	OTHER OPERATING EXPENDITURES	CAPITAL OUTLAY	TRUSTEE AND BENEFIT PAYMENTS	DEBT SERVICE AND REDEMPTION	TOTAL EXPENDITURES	PRIOR BIEN CANCELLED WARRANTS
AGENCY:	010200							
	BUDGET POLICY PLANNING DIVISION							
0001	General Fund	646,886.19	211,605.93	20,656.43	24,874.74		904,023.29	
0017	State Planning Agency				242,143.79		242,143.79	
0990	Interaccounts	23,849.57	4,440.34				28,289.91	
	AGENCY TOTALS	\$ 670,735.76	\$ 216,046.27	\$ 20,656.43	\$ 267,018.53		\$ 1,174,456.99	
AGENCY:	010301							
	GOVERNOR'S OFFICE							
0001	General Fund	184,000.98	135,417.37	4,682.69			324,101.04	
0084	Governor's Emergency Fund		4,697.32	169,900.00			174,597.32	
	AGENCY TOTALS	\$ 184,000.98	\$ 140,114.69	\$ 174,582.69			\$ 498,698.36	
AGENCY:	010309							
	TOURISM AND INDUSTRIAL DEVELOPMENT							
0001	General Fund	120,513.11	165,338.97	3,424.36			289,276.44	
0016	Idaho Development & Publicity		181,014.82				181,014.82	
	AGENCY TOTALS	\$ 120,513.11	\$ 346,353.79	\$ 3,424.36			\$ 470,291.26	
AGENCY:	010402							
	RETIREMENT SYSTEM							
0119	Public Employees Retirement	420,174.96	223,480.49	4,788.21			648,443.66	30.00-
	AGENCY TOTALS	\$ 420,174.96	\$ 223,480.49	\$ 4,788.21			\$ 648,443.66	\$ 30.00-
	DEPARTMENT TOTALS	\$ 1,395,424.81	\$ 925,995.24	\$ 203,451.69	\$ 267,018.53		\$ 2,791,890.27	\$ 30.00-
AGENCY:	012009							
	NUCLEAR ENERGY COMMISSION							
0001	General Fund	56,532.24	30,876.89	799.50	100,884.58		189,093.21	
	AGENCY TOTALS	\$ 56,532.24	\$ 30,876.89	\$ 799.50	\$ 100,884.58		\$ 189,093.21	
AGENCY:	012101							
	INVESTMENT BOARD							
0074	Investment Board Expense	63,794.57	117,294.37	4,278.42			185,367.36	
	AGENCY TOTALS	\$ 63,794.57	\$ 117,294.37	\$ 4,278.42			\$ 185,367.36	
	DEPARTMENT TOTALS	\$ 120,326.81	\$ 148,171.26	\$ 5,077.92	\$ 100,884.58		\$ 374,460.57	
AGENCY:	015003							
	EDUCATION COMMISSION							
0001	General Fund		13,739.74				13,739.74	
	AGENCY TOTALS		\$ 13,739.74				\$ 13,739.74	
	DEPARTMENT TOTALS		\$ 13,739.74				\$ 13,739.74	

STATE OF IDAHO
SUMMARY OF STATEMENT OF EXPENDITURES
OPERATING FUNDS

AGENCY	T O T A L S		PERSONNEL COSTS	OTHER OPERATING EXPENDITURES	CAPITAL OUTLAY	TRUSTEE AND BENEFIT PAYMENTS	DEBT SERVICE AND REDEMPTION	TOTAL EXPENDITURES	PRIOR BIEN CANCELLED WARRANTS
	GENERAL FUND	SPECIAL FUNDS							
12-5111 University of Idaho	18,233,330		15,052,196	2,089,497	1,091,636			18,233,330	
12-5112 Agricultural Research	3,381,071		2,638,292	502,256	240,522			3,381,071	9-
12-5113 Cooperative Ext. Service	1,978,970		1,881,970	70,000	27,000			1,978,970	
12-5114 Special Research	181,262		124,883	50,537	5,841			181,262	
12-5116 Junior College Support		2,479,200				2,479,200		2,479,200	
12-5117 Eastern Idaho Vo-Tech School		719,633	459,085	137,774	122,773			719,633	13-
12-5120 WSU-NW Col. Vet. Med	283,600		138,499	25,101	120,000			283,600	
12-8001 Historical Society	333,640	62,278	272,834	101,680	21,404			395,919	
13-6001 Health and Welfare	62-	114,625,291	37,891,205	13,511,498	1,414,195	61,808,329		114,625,228	26,160-
14-0403 Employment Department	2,500		1,000	1,500				2,500	
15-2109 Industrial Commission		974,077	608,705	175,069	127,832	62,470		974,077	2-
16-3101 Fish and Game Commission		7,935,661	4,851,717	2,353,631	730,313			7,935,661	1,152-
17-3005 Parks and Recreation Department	1,843,767	1,208,728	1,167,694	415,257	1,037,043	432,500		3,052,495	793-
18-0000 Lands Department	3,515,808	966,948	2,734,812	1,236,008	328,604	183,331		4,482,757	8-
19-3002 Water Resources	1,950,890	167,865	1,317,188	342,209	14,399	444,957		2,118,755	112-
20-2007 Aeronautics	5,066	501,259	174,622	119,237	9,826	202,640		506,326	
20-6501 Highway Department	7,800,000	85,650,937	22,781,941	11,160,417	59,508,578			93,450,937	1,678-
21-0101 Lieutenant Governor	41,049		25,184	15,865				41,049	
22-0303 Attorney General	777,264	57,418	637,857	181,737	15,088			834,683	
23-0305 State Treasurer	218,863	76,452,660	162,034	50,791	5,124	1,218	76,452,353	76,671,523	
24-0306 State Auditor	7,403,910	571,521	872,051	1,047,774	55,606	6,000,000		7,975,431	
25-0102 Uniform Laws Comm	5,447		326	5,120				5,447	
25-0304 Secretary of State	336,584		220,713	109,594	6,276			336,584	
25-8003 Arts and Humanities	43,175	5,412	31,278	15,673	1,095	540		48,587	
25-8012 Idaho Code Commission		119,534	5,983	113,551				119,534	
41-8010 Bi-Centennial Commission	123,000		6,805	16,194		100,000		123,000	
51-2003 Public Utility Commission	119,034	1,127,952	699,425	457,529	40,031	50,000		1,246,986	
52-2004 Transportation Council	11,526		10,736	789				11,526	
71-0102 Senate		454,062	215,680	236,890	1,491			454,062	108-
72-0102 House		649,457	243,895	404,411	1,150			649,547	91-
73-0000 Legislative Council	539,225	22,430	157,411	387,589	495	16,160		561,655	78-
74-0000 Joint Finance Appropriation Cm	397,516	115,929	464,493	47,152	1,800			513,446	
81-0000 Judicial Branch	3,786,808	568,909	3,340,850	588,142	55,410	371,313		4,355,717	30-
TOTAL AGENCY EXPENDITURES	\$109,248,354	\$390,544,208	\$152,632,491	\$ 84,311,935	\$ 82,519,182	\$103,876,599	\$ 76,452,353	\$499,792,562	\$ 49,826-
ALLOCATION OF EXPENDITURES BY FUND									
General Fund	109,248,354		62,435,759	16,112,364	12,981,678	17,718,551		109,248,354	
Special Funds		390,544,208	90,196,732	68,199,570	69,537,503	86,158,047	76,452,353	390,544,208	
TOTALS	\$109,248,354	\$390,544,208	\$152,632,491	\$ 84,311,935	\$ 82,519,182	\$103,876,599	\$ 76,452,353	\$499,792,562	
PERCENTAGE ALLOCATION OF EXPENDITURES BY FUND									
General Fund	100.00%		57.15%	14.75%	11.88%	16.22%		100.00%	
Special Funds		100.00%	23.10%	17.46%	17.81%	22.06%	19.58%	100.00%	

STATE OF IDAHO
SUMMARY STATEMENT OF EXPENDITURES
12 MONTHS PERIOD ENDING JUNE 30, 1976

FUND	AGENCY	PERSONNEL COSTS	OTHER OPERATING EXPENDITURES	CAPITAL OUTLAY	TRUSTEE AND BENEFIT PAYMENTS	DEBT SERVICE AND REDEMPTION	TOTAL EXPENDITURES	PRIOR BIEN CANCELLED WARRANTS
AGENCY:	016003							
	IDAHO OFFICE ON AGING							
0001	General Fund	71,940.94	23,614.07				95,555.01	
0084	Governor's Emergency Fund							
	AGENCY TOTALS	\$ 71,940.94	\$ 23,614.07				\$ 95,555.01	
AGENCY:	016004							
	HUMAN RIGHTS COMMISSION							
0001	General Fund	50,432.48	18,460.41	3,641.22			72,534.11	
	AGENCY TOTALS	\$ 50,432.48	\$ 18,460.41	\$ 3,641.22			\$ 72,534.11	
AGENCY:	016005							
	BLIND COMMISSION							
0001	General Fund	88,906.70			34,310.50		123,217.20	12.80-
0991	Receipts to Appropriation				352.15		352.15	
	AGENCY TOTALS	\$ 88,906.70			\$ 34,662.65		\$ 123,569.35	\$ 12.80-
	DEPARTMENT TOTALS	\$ 211,280.12	\$ 42,074.48	\$ 3,641.22	\$ 34,662.65		\$ 291,658.47	\$ 12.80-
AGENCY:	017001							
	MILITARY DIVISION							
0001	General Fund	390,950.65	382,764.93	11,442.42	2,676.16		787,834.16	274.40-
0084	Governor's Emergency Fund	94,253.68	4,286.08				98,539.76	
0100	Idaho National Guard Ed Encour		44,321.33				44,321.33	
0106	Armory Construction		587.74	9,182.56			9,770.30	
0107	Adjutant General Receipts	347,954.10	294,684.58				642,638.68	
	AGENCY TOTALS	\$ 833,158.43	\$ 726,644.66	\$ 20,624.98	\$ 2,676.16		\$ 1,583,104.23	\$ 274.40-
	DEPARTMENT TOTALS	\$ 833,158.43	\$ 726,644.66	\$ 20,624.98	\$ 2,676.16		\$ 1,583,104.23	\$ 274.40-
AGENCY:	018005							
	WOMEN'S PROGRAM COMMISSION							
0001	General Fund		9,921.49				9,921.49	17.33-
	AGENCY TOTALS		\$ 9,921.49				\$ 9,921.49	\$ 17.33-
	DEPARTMENT TOTALS		\$ 9,921.49				\$ 9,921.49	\$ 17.33-
AGENCY:	030000							
	ADMINISTRATION DEPARTMENT							
0001	General Fund	355,690.90	309,039.63	105,764.03	907.20		771,401.76	
0002	Permanent Building Fund	257,021.07	62,594.13	13,775,521.86			14,095,137.06	
0117	Surplus Property Agency	115,697.77	55,754.75	625.00			172,077.52	
0124	Building Services		300.00				300.00	
0990	Interaccounts	1,151,160.77	1,488,034.52	25,951.09	2,364,055.44		5,029,201.82	
	AGENCY TOTALS	\$ 1,879,570.51	\$ 1,915,723.03	\$ 13,907,861.98	\$ 2,364,962.64		\$ 20,068,118.16	

STATE OF IDAHO
SUMMARY STATEMENT OF EXPENDITURES
12 MONTHS PERIOD ENDING JUNE 30, 1976

FUND	AGENCY	PERSONNEL COSTS	OTHER OPERATING EXPENDITURES	CAPITAL OUTLAY	TRUSTEE AND BENEFIT PAYMENTS	DEBT SERVICE AND REDEMPTION	TOTAL EXPENDITURES	PRIOR BIEN CANCELED WARRANTS
AGENCY:	030401							
	PERSONNEL COMMISSION							
0125	Personnel Commission	523,527.33	140,366.18	1,479.93			665,373.44	.19-
	AGENCY TOTALS	\$ 523,527.33	\$ 140,366.18	\$ 1,479.93			\$ 665,373.44	\$.19-
	DEPARTMENT TOTALS	\$ 2,403,097.84	\$ 2,056,089.21	\$ 13,909,341.91	\$ 2,364,962.64		\$ 20,733,491.60	\$.19-
AGENCY:	047501							
	STATE TAX COMMISSION							
0001	General Fund	2,660,718.90	886,146.17	27,219.46	1,621,967.56		5,196,052.09	576.03-
0108	State Income Tax Refund		27,528,188.30				27,528,188.30	15,476.51-
0112	Motor Fuels Refund		2,529,636.45				2,529,636.45	72.93-
0114	Sales Tax		137,443.14		17,118,179.48		17,255,622.62	9.75-
0991	Receipts to Appropriation		1,620.20				1,620.20	
	AGENCY TOTALS	\$ 2,660,718.90	\$ 31,083,034.26	\$ 27,219.46	\$ 18,740,147.04		\$ 52,511,119.66	\$ 16,135.22-
AGENCY:	047503							
	TAX APPEALS BOARD							
0001	General Fund	21,764.65	8,686.82	351.00			30,802.47	
	AGENCY TOTALS	\$ 21,764.65	\$ 8,686.82	\$ 351.00			\$ 30,802.47	
	DEPARTMENTAL TOTALS	\$ 2,682,483.55	\$ 31,091,721.08	\$ 27,570.46	\$ 18,740,147.04		\$ 52,541,922.13	\$ 16,135.22-
AGENCY:	050000							
	FINANCE DEPARTMENT							
0001	General Fund	358,061.03	73,941.51	4,873.89			436,876.43	
0064	State Cemetery Board	200.00	68.48				268.48	
0070	Credit Union Audit Fund	27,682.35	8,938.86				36,621.21	
0990	Interaccounts	4,401.01	1,100.00				5,501.01	
	AGENCY TOTALS	\$ 390,344.39	\$ 84,048.85	\$ 4,873.89			\$ 479,267.13	
	DEPARTMENT TOTALS	\$ 390,344.39	\$ 84,048.85	\$ 4,873.89			\$ 479,267.13	
AGENCY:	062006							
	INSURANCE DEPARTMENT							
0001	General Fund	286,167.77	74,688.51	1,282.00			362,138.28	
0082	Title Insurance				373.00		373.00	
	AGENCY TOTALS	\$ 286,167.77	\$ 74,688.51	\$ 1,282.00	\$ 373.00		\$ 362,511.28	
	DEPARTMENTAL TOTALS	\$ 286,167.77	\$ 74,688.51	\$ 1,282.00	\$ 373.00		\$ 362,511.28	
AGENCY:	070000							
	LABOR AND INDUSTRIAL SERVICE							
0001	General Fund	327,554.41	86,333.69	16,831.06			430,719.16	45.45-
0054	Electrical Board	545,182.84	156,404.42	393.19			701,980.45	
0056	State Plumbing Board	249,587.46	63,976.56	1,293.55	2,406.39		317,263.96	4.00-
	AGENCY TOTALS	\$ 1,122,324.71	\$ 306,714.67	\$ 18,517.80	\$ 2,406.39		\$ 1,449,963.57	\$ 49.45-
	DEPARTMENT TOTALS	\$ 1,122,324.71	\$ 306,714.67	\$ 18,517.80	\$ 2,406.39		\$ 1,449,963.57	\$ 49.45-

STATE OF IDAHO
SUMMARY STATEMENT OF EXPENDITURES
-12 MONTHS PERIOD ENDING JUNE 30, 1976

FUND	AGENCY	PERSONNEL COSTS	OTHER OPERATING EXPENDITURES	CAPITAL OUTLAY	TRUSTEE AND BENEFIT PAYMENTS	DEBT SERVICE AND REDEMPTION	TOTAL EXPENDITURES	PRIOR BIEN CANCELLED WARRANTS
AGENCY:	081001							
	AGRICULTURE DEPARTMENT							
0001	General Fund	1,160,136.79	474,107.21	52,403.52			1,686,647.52	125.00-
0021	Agriculture Inspection	80,802.53	19,395.25	105.89	3,097.00		103,400.67	
0022	Bee Inspection	5,201.12	4,312.50				9,513.62	
0023	Fresh Fruit & Vegetable Inspection	2,074,313.69	143,278.92	5,727.24	116,651.14		2,339,970.99	669.12-
0027	Public Livestock Market		584.06				584.06	
0028	Sheep Commission	46,598.21	79,989.96				126,588.17	73.87-
0029	Commercial Feed & Fertilizer	87,274.81	42,012.24	18,698.98			147,986.03	
0030	Idaho Prune Advertising Dev	419.58	2,955.72				3,375.30	
0032	Economic Poison	26,800.00	2,370.68				29,170.68	
0033	Livestock Disease Control	111,652.06	65,078.90	1,047.38			177,778.34	
0034	Dairy Industry & Inspection	93,963.36	29,454.91	440.55			123,858.82	
0035	Honey Advertising	200.88	2,941.10				3,141.98	
0038	Egg Inspection	25,030.28	8,356.59				33,386.87	
	AGENCY TOTALS	\$ 3,712,393.31	\$ 874,838.04	\$ 78,423.56	\$ 119,748.14		\$ 4,785,403.05	\$ 867.99-
AGENCY:	091101							
	APPLE COMMISSION							
0020	Idaho Apple Commission	334.80	15,928.96				16,263.76	
	AGENCY TOTALS	\$ 334.80	\$ 15,928.96				\$ 16,263.76	
AGENCY:	091102							
	IDAHO BEAN COMMISSION							
0025	Idaho Bean Market & Promotion	11,393.07	73,769.57				85,162.64	18.62-
	AGENCY TOTALS	\$ 11,393.07	\$ 73,769.57				\$ 85,162.64	\$ 18.62-
AGENCY:	091104							
	IDAHO CHERRY COMMISSION							
0019	Cherry Commission Fund	251.10	10,041.33				10,292.43	
	AGENCY TOTALS	\$ 251.10	\$ 10,041.33				\$ 10,292.43	
AGENCY:	091105							
	DAIRY PRODUCTS COMMISSION							
0018	Idaho Dairy Products Commission	54,744.95	573,459.64	331.10			628,535.69	
	AGENCY TOTALS	\$ 54,744.95	\$ 573,459.64	\$ 331.10			\$ 628,535.69	
AGENCY:	091106							
	POTATO COMMISSION							
0031	Idaho Potato and Onion	55.22	8,729.35				8,784.57	
	AGENCY TOTALS	\$ 55.22	\$ 8,729.35				\$ 8,784.57	
AGENCY:	091108							
	WHEAT COMMISSION							
0026	Idaho Wheat Commission	44,184.83	288,483.82				332,668.65	
	AGENCY TOTALS	\$ 44,184.83	\$ 288,483.82				\$ 332,668.65	
	DEPARTMENT TOTALS	\$ 3,823,357.28	\$ 1,845,250.71	\$ 78,754.66	\$ 119,748.14		\$ 5,867,110.79	\$ 886.61-

STATE OF IDAHO
SUMMARY STATEMENT OF EXPENDITURES
12 MONTHS PERIOD ENDING JUNE 30, 1976

FUND	AGENCY	PERSONNEL COSTS	OTHER OPERATING EXPENDITURES	CAPITAL OUTLAY	TRUSTEE AND BENEFIT PAYMENTS	DEBT SERVICE AND REDEMPTION	TOTAL EXPENDITURES	PRIOR BIEN CANCELLED WARRANTS
AGENCY:	092008							
	ATHLETIC COMMISSION							
0001	General Fund		3,991.13				3,991.13	
0046	Athletic Commission		1,491.61				1,491.61	
	AGENCY TOTALS		\$ 5,482.74				\$ 5,482.74	
AGENCY:	092102							
	PHARMACY BOARD							
0001	General Fund	30,751.76	3.94				30,755.70	
0049	State Pharmacy Board	57,629.66	22,505.48	682.46			80,817.60	
0061	Tri-Prescription Program		17,020.70				17,020.70	
	AGENCY TOTALS	\$ 88,381.42	\$ 39,530.12	\$ 682.46			\$ 128,594.00	
AGENCY:	092103							
	ACCOUNTANCY BOARD							
0057	State Board of Accountancy	10,120.40	22,510.46				32,630.86	
	AGENCY TOTALS	\$ 10,120.40	\$ 22,510.46				\$ 32,630.86	
AGENCY:	092105							
	DENTISTRY BOARD							
0060	Idaho State Dental Board	22,264.67	22,453.13				44,717.80	
	AGENCY TOTALS	\$ 22,264.67	\$ 22,453.13				\$ 44,717.80	
AGENCY:	092107							
	ENGINEERING EXAMINERS BOARD							
0050	Professional Engineers	29,810.07	23,245.76	1,943.93			54,999.76	
	AGENCY TOTALS	\$ 29,810.07	\$ 23,245.76	\$ 1,943.93			\$ 54,999.76	
AGENCY:	092110							
	MEDICINE BOARD							
0045	State Board of Medicine	43,111.14	13,314.40	2,763.03			59,188.57	
	AGENCY TOTALS	\$ 43,111.14	\$ 13,314.40	\$ 2,763.03			\$ 59,188.57	
AGENCY:	092111							
	NURSING BOARD							
0053	Board of Nursing	85,377.96	63,727.21	2,395.32			151,500.49	
	AGENCY TOTALS	\$ 85,377.96	\$ 63,727.21	\$ 2,395.32			\$ 151,500.49	
AGENCY:	092112							
	OCCUPATIONAL LICENSE BUREAU							
0041	Occupational License Bureau	116,088.74	62,696.59	110.70			178,896.03	3.00-
	AGENCY TOTALS	\$ 116,088.74	\$ 62,696.59	\$ 110.70			\$ 178,896.03	\$ 3.00-
AGENCY:	092114							
	PUBLIC WORKS CONTRACTORS BOARD							
0051	Contractors State License Board	79,110.02	23,980.41				103,090.43	
	AGENCY TOTALS	\$ 79,110.02	\$ 23,980.41				\$ 103,090.43	

STATE OF IDAHO
SUMMARY STATEMENT OF EXPENDITURES
12 MONTHS PERIOD ENDING JUNE 30, 1976

FUND	AGENCY	PERSONNEL COSTS	OTHER OPERATING EXPENDITURES	CAPITAL OUTLAY	TRUSTEE AND BENEFIT PAYMENTS	DEBT SERVICE AND REDEMPTION	TOTAL EXPENDITURES	PRIOR BIEN CANCELLED WARRANTS
AGENCY:	092115							
	REAL ESTATE COMMISSION							
0044	Idaho Real Estate Brokers Comm	109,894.13	74,241.95	3,101.52			187,237.60	
0059	Real Estate Res & Rec	36,185.75	16,999.15	2,432.41	2,000.00		57,617.31	
	AGENCY TOTALS	\$ 146,079.88	\$ 91,241.10	\$ 5,533.93	\$ 2,000.00		\$ 244,854.91	
AGENCY:	092116							
	PROFESSIONAL GEOLOGIST BOARD							
0068	Registered Geologist Board	4,275.51	7,251.45				11,526.96	
	AGENCY TOTALS	\$ 4,275.51	\$ 7,251.45				\$ 11,526.96	
AGENCY:	092117							
	OPTOMETRY BOARD							
0047	Optometry Board		3,805.73				3,805.73	
	AGENCY TOTALS		\$ 3,805.73				\$ 3,805.73	
AGENCY:	092119							
	CERTIFIED SHORTHAND REPORTERS							
0015	Certified Shorthand Reporters		1,645.15				1,645.15	
	AGENCY TOTALS		\$ 1,645.15				\$ 1,645.15	
	DEPARTMENT TOTALS	\$ 624,619.81	\$ 380,884.25	\$ 13,429.37	\$ 2,000.00		\$ 1,020,933.43	\$ 3.00-
AGENCY:	093102							
	OUTFITTERS AND GUIDES BOARD							
0063	Outfitters and Guides	25,576.65	20,191.90				45,768.55	
	AGENCY TOTALS	\$ 25,576.65	\$ 20,191.90				\$ 45,768.55	
	DEPARTMENT TOTALS	\$ 25,576.65	\$ 20,191.90				\$ 45,768.55	
AGENCY:	100000							
	CORRECTION							
0001	General Fund	2,796,777.41	986,369.91	163,756.45			3,946,903.77	247.92-
0071	Penitentiary Income		429,701.86	21,596.78			451,298.64	
0990	Interaccounts	7.00-					7.00-	7.00-
0991	Receipts to Appropriation		106,535.54	12,423.64			118,959.18	
	AGENCY TOTALS	\$ 2,796,770.41	\$ 1,522,607.31	\$ 197,776.87			\$ 4,517,154.59	\$ 254.92-
AGENCY:	110000							
	LAW ENFORCEMENT							
0001	General Fund	713,229.31	238,900.01	10,790.39			962,919.71	
0036	Unclaimed Animal Proceeds		710.74				710.74	
0052	State Brand Inspector	626,272.62	103,543.76	22,180.78			751,997.16	79.52-
0058	Idaho Horse Race Act	80,037.40	54,490.18	1,021.43			135,549.01	
0110	Motor Vehicle Bureau	5,545,313.18	2,238,853.94	285,372.53			8,069,539.65	129.57-
0113	Liquor Law Enforcement	188,277.52	46,398.85	17,678.79			252,355.16	
0118	Search and Rescue		130.12		22,544.26		22,674.38	
0120	A.S.A.P. Fund	306,707.27	45,900.00				352,607.27	
0990	Interaccounts		77,000.00	13,800.00			90,800.00	
0991	Receipts to Appropriation			718.00			718.00	
	AGENCY TOTALS	\$ 7,459,837.30	\$ 2,805,927.60	\$ 351,561.92	\$ 22,544.26		\$ 10,639,871.08	\$ 209.09-
	DEPARTMENT TOTALS	\$10,256,607.71	\$ 4,328,534.91	\$ 549,338.79	\$ 22,544.26		\$ 15,157,025.67	\$ 464.01-

STATE OF IDAHO
SUMMARY STATEMENT OF EXPENDITURES
12 MONTHS PERIOD ENDING JUNE 30, 1976

FUND	AGENCY	PERSONNEL COSTS	OTHER OPERATING EXPENDITURES	CAPITAL OUTLAY	TRUSTEE AND BENEFITS PAYMENTS	DEBT SERVICE AND REDEMPTION	TOTAL EXPENDITURES	PRIOR BIEN CANCELLED WARRANTS
AGENCY:	125001							
	STATE LIBRARY							
0001	General Fund	320,799.63	93,254.71	63,070.60	303,724.18		780,849.12	
0991	Receipts to Appropriation		2,251.66	3,739.94			5,991.60	
	AGENCY TOTALS	\$ 320,799.63	\$ 95,506.37	\$ 66,810.54	\$ 303,724.18		\$ 786,840.72	
AGENCY:	125101							
	EDUCATION DEPARTMENT							
0001	General Fund	600,258.35	235,492.74	8,141.12	187,845.74		1,031,737.95	
0073	Professional Practices Comm	10,412.14	32,564.12	79.50			43,055.76	19.54-
0111	Drivers Training	48,947.22	15,490.52	1,089.85	774,381.22		839,908.81	
0991	Receipts to Appropriation		52,462.39				52,462.39	
	AGENCY TOTALS	\$ 659,617.71	\$ 336,009.77	\$ 9,310.47	\$ 962,226.96		\$ 1,967,164.91	\$ 19.54-
AGENCY:	125102							
	VOCATIONAL EDUCATION							
0001	General Fund	503,368.37	100,329.63	10,999.81	6,026,735.01		6,641,432.82	
	AGENCY TOTALS	\$ 503,368.37	\$ 100,329.63	\$ 10,999.81	\$ 6,026,735.01		\$ 6,641,432.82	
AGENCY:	125104							
	VOCATIONAL REHABILITATION							
0001	General Fund		12.17		770,671.51		770,683.68	252.00-
	AGENCY TOTALS		\$ 12.17		\$ 770,671.51		\$ 770,683.68	\$ 252.00-
AGENCY:	125105							
	DEAF AND BLIND SCHOOL							
0001	General Fund	1,163,842.57	167,145.75	19,050.25	999.03		1,351,037.60	1,328.00-
0077	State School for D & B Income		19,898.86				19,898.86	
0086	School of Deaf & Blind			7,792.73			7,792.73	
0991	Receipts to Appropriation		15,895.89				15,895.89	
	AGENCY TOTALS	\$ 1,163,842.57	\$ 202,940.50	\$ 26,842.98	\$ 999.03		\$ 1,394,625.08	\$ 1,328.00-
AGENCY:	125107							
	EDUCATION BOARD							
0001	General Fund	350,028.97	208,023.24	4,240.90	2,002,158.00		2,564,451.11	
	AGENCY TOTALS	\$ 350,028.97	\$ 208,023.24	\$ 4,240.90	\$ 2,002,158.00		\$ 2,564,451.11	
AGENCY:	125108							
	BOISE STATE UNIVERSITY							
0001	General Fund	9,013,343.32	1,671,110.98	681,183.53			11,365,637.83	110.45-
0991	Receipts to Appropriation	2,041,892.94	232,336.19	199,017.37			2,473,246.50	
	AGENCY TOTALS	\$11,055,236.26	\$ 1,903,447.17	\$ 880,200.90			\$ 13,838,884.33	\$ 110.45-
AGENCY:	125109							
	IDAHO STATE UNIVERSITY							
0001	General Fund	8,684,444.89	2,935,045.72	1,419,786.19			13,039,276.80	
0080	ISU University Income	120,800.00					120,800.00	
0081	ISU University Teacher Training	366,400.00					366,400.00	
0991	Receipts to Appropriation	3,608,230.00		124,630.00			3,732,860.00	
	AGENCY TOTALS	\$12,779,874.89	\$ 2,935,045.72	\$ 1,544,416.19			\$ 17,259,336.80	

STATE OF IDAHO
SUMMARY STATEMENT OF EXPENDITURES
12 MONTHS PERIOD ENDING JUNE 30, 1976

FUND	AGENCY	PERSONNEL COSTS	OTHER OPERATING EXPENDITURES	CAPITAL OUTLAY	TRUSTEE AND BENEFIT PAYMENTS	DEBT SERVICE AND REDEMPTION	TOTAL EXPENDITURES	PRIOR BIEN CANCELLED WARRANTS
AGENCY:	125110							
	LEWIS-CLARK COLLEGE							
0001	General Fund	1,310,908.34	334,607.94	75,974.62			1,721,490.90	3.34-
0075	Lewis-Clark School Voc Ed	635,965.78	135,452.21	80,937.55			852,355.54	
0079	Lewis-Clark Normal School Income	367,899.61	35,404.77				403,304.38	
0991	Receipts to Appropriation	118,800.00					118,800.00	
	AGENCY TOTALS	\$ 2,433,573.73	\$ 505,464.92	\$ 156,912.17			\$ 3,095,950.82	\$ 3.34-
AGENCY:	125111							
	UNIVERSITY OF IDAHO							
0001	General Fund	15,052,196.69	2,089,497.42	1,091,636.74			18,233,330.85	
	AGENCY TOTALS	\$15,052,196.69	\$ 2,089,497.42	\$ 1,091,636.74			\$ 18,233,330.85	
AGENCY:	1 5112							
	AGRICULTURAL RESEARCH							
0001	General Fund	2,638,292.25	502,256.71	240,522.18			3,381,071.14	9.36-
	AGENCY TOTALS	\$ 2,638,292.25	\$ 502,256.71	\$ 240,522.18			\$ 3,381,071.14	\$ 9.36-
AGENCY:	125113							
	COOPERATIVE EXT SERVICE							
0001	General Fund	1,881,970.49	70,000.00	27,000.00			1,978,970.49	
	AGENCY TOTALS	\$ 1,881,970.49	\$ 70,000.00	\$ 27,000.00			\$ 1,978,970.49	
AGENCY:	125114							
	SPECIAL RESEARCH							
0001	General Fund	124,883.50	50,537.77	5,841.41			181,262.68	
	AGENCY TOTALS	\$ 124,883.50	\$ 50,537.77	\$ 5,841.41			\$ 181,262.68	
AGENCY:	125116							
	JUNIOR COLLEGE SUPPORT							
0088	Junior College Fund				2,479,200.00		2,479,200.00	
	AGENCY TOTALS				\$ 2,479,200.00		\$ 2,479,200.00	
AGENCY:	125117							
	EASTERN IDAHO VO-TECH SCHOOL							
0076	Idaho Falls Area Vo Ed	459,085.93	137,774.09	122,773.75			719,633.77	13.00-
	AGENCY TOTALS	\$ 459,085.93	\$ 137,774.09	\$ 122,773.75			\$ 719,633.77	\$ 13.00-
AGENCY:	125120							
	WSU-NW COL. VET. MED							
0001	General Fund	138,499.00	25,101.00	120,000.00			283,600.00	
	AGENCY TOTALS	\$ 138,499.00	\$ 25,101.00	\$ 120,000.00			\$ 283,600.00	
	DEPARTMENT TOTALS	\$49,561,269.99	\$ 9,161,946.48	\$ 4,307,508.04	\$12,545,714.69		\$ 75,576,439.20	\$ 1,735.69-

STATE OF IDAHO
SUMMARY STATEMENT OF EXPENDITURES
12 MONTHS PERIOD ENDING JUNE 30, 1976

FUND	AGENCY	PERSONNEL COSTS	OTHER OPERATING EXPENDITURES	CAPITAL OUTLAY	TRUSTEE AND BENEFIT PAYMENTS	DEBT SERVICE AND REDEMPTION	TOTAL EXPENDITURES	PRIOR BIEN CANCELLED WARRANTS
AGENCY:	128001							
	HISTORICAL SOCIETY							
0001	General Fund	263,683.65	54,735.86	15,221.32			333,640.83	
0116	State Historical Society Fund	9,151.31	46,944.21	6,183.32			62,278.84	
	AGENCY TOTALS	\$ 272,834.96	\$ 101,680.07	\$ 21,404.64			\$ 395,919.67	
	DEPARTMENT TOTALS	\$ 272,834.96	\$ 101,680.07	\$ 21,404.64			\$ 395,919.67	
AGENCY:	136001							
	HEALTH AND WELFARE							
0001	General Fund		62.85-				62.85-	62.85-
0003	Public Health Trust Fund	5,191.05-	2,342.84-		532.17-		8,066.06-	8,062.56-
0004	Social & Rehabilitation Service	37,896,423.90	12,757,263.65	1,413,967.12	58,867,510.29		110,935,164.96	18,008.19-
0007	1970 Water Pollution Control				2,941,351.00		2,941,351.00	
0078	State Youth Training Center Inc		178,731.60				178,731.60	
0091	State Hospital North Income		108,988.22				108,988.22	
0092	State Hospital South Income		385,434.45	228.00			385,662.45	
0093	Idaho Veterans Home Income		83,486.60				83,486.60	
0096	Idaho Veterans Home	27.00-					27.00-	27.00-
	AGENCY TOTALS	\$37,891,205.85	\$13,511,498.83	\$ 1,414,195.12	\$61,808,329.12		\$114,625,228.92	\$ 26,160.60-
	DEPARTMENT TOTALS	\$37,891,205.85	\$13,511,498.83	\$ 1,414,195.12	\$61,808,329.12		\$114,625,228.92	\$ 26,160.60-
AGENCY:	140403							
	EMPLOYMENT DEPARTMENT							
0001	General Fund	1,000.00	1,500.00				2,500.00	
	AGENCY TOTALS	\$ 1,000.00	\$ 1,500.00				\$ 2,500.00	
	DEPARTMENT TOTALS	\$ 1,000.00	\$ 1,500.00				\$ 2,500.00	
AGENCY:	152109							
	INDUSTRIAL COMMISSION							
0042	Industrial Accident Board	577,650.16	168,621.33	127,832.80			874,104.29	2.35-
0043	Industrial Special Indemnity	31,055.00	5,205.66		62,470.10		98,730.76	
0991	Receipts to Appropriation		1,242.02				1,242.02	
	AGENCY TOTALS	\$ 608,705.16	\$ 175,069.01	\$ 127,832.80	\$ 62,470.10		\$ 974,077.07	\$ 2.35-
	DEPARTMENT TOTALS	\$ 608,705.16	\$ 175,069.01	\$ 127,832.80	\$ 62,470.10		\$ 974,077.07	\$ 2.35-
AGENCY:	163101							
	FISH AND GAME COMMISSION							
0006	Fish and Game Fund	4,851,717.04	2,353,631.07	730,313.68			7,935,661.79	1,152.01-
	AGENCY TOTALS	\$ 4,851,717.04	\$ 2,353,631.07	\$ 730,313.68			\$ 7,935,661.79	\$ 1,152.01-
AGENCY:	173005							
	PARKS AND RECREATION DEPARTMENT							
0001	General Fund	984,986.12	230,483.37	628,297.90			1,843,767.39	693.91-
0098	Rec. Cap. Improvement Fund		107,891.74		613.89		108,505.63	
0101	Department of Parks		107,353.19	295,230.80			402,583.99	2.28-

STATE OF IDAHO
SUMMARY STATEMENT OF EXPENDITURES
12 MONTHS PERIOD ENDING JUNE 30, 1976

FUND	AGENCY	PERSONNEL COSTS	OTHER OPERATING EXPENDITURES	CAPITAL OUTLAY	TRUSTEE AND BENEFIT PAYMENTS	DEBT SERVICE AND REDEMPTION	TOTAL EXPENDITURES	PRIOR BIEN CANCELLED WARRANTS
	PARKS AND RECREATION DEPT (Continued)							
0109	Waterways Improvement		1,553.32		272,701.72		274,255.04	
0115	Lava Hot Springs Fund	168,379.68	67,789.77	3,424.62			239,594.07	97.47-
0126	Motorbike Recreation	14,328.24	8,078.30	2,198.53	159,184.50		183,789.57	
	AGENCY TOTALS	<u>\$ 1,167,694.04</u>	<u>\$ 415,257.95</u>	<u>\$ 1,037,043.59</u>	<u>\$ 432,500.11</u>		<u>\$ 3,052,495.69</u>	<u>\$ 793.66-</u>
	DEPARTMENT TOTALS	<u>\$ 6,019,411.08</u>	<u>\$ 2,768,889.02</u>	<u>\$ 1,767,357.27</u>	<u>\$ 432,500.11</u>		<u>\$ 10,988,157.48</u>	<u>\$ 1,945.67-</u>
AGENCY:	180000							
	LANDS DEPARTMENT							
0001	General Fund	2,031,586.83	1,103,627.97	197,262.30	183,331.78		3,515,808.88	8.44-
0084	Governor's Emergency Fund		11,252.46				11,252.46	
0099	Scaling Practices	25,558.65	13,502.13	4,928.15			43,988.93	
0104	US Clark-McNary	667,906.83	96,006.28	117,988.34			881,901.45	
0105	Forest Range Protection	4,993.21	3,448.98	149.00			8,591.19	
0991	Receipts to Appropriation	4,766.94	8,171.02	8,276.34			21,214.30	
	AGENCY TOTALS	<u>\$ 2,734,812.46</u>	<u>\$ 1,236,008.84</u>	<u>\$ 328,604.13</u>	<u>\$ 183,331.78</u>		<u>\$ 4,482,757.21</u>	<u>\$ 8.44-</u>
	DEPARTMENT TOTALS	<u>\$ 2,734,812.46</u>	<u>\$ 1,236,008.84</u>	<u>\$ 328,604.13</u>	<u>\$ 183,331.78</u>		<u>\$ 4,482,757.21</u>	<u>\$ 8.44-</u>
AGENCY:	193002							
	WATER RESOURCES							
0001	General Fund	1,317,188.76	281,959.18	12,194.78	339,547.33		1,950,890.05	112.99-
0062	Carey Act Trust		1,800.00				1,800.00	
0065	Water Resource Revl.				70,510.62		70,510.62	
0067	Water Administration		58,449.90	904.65			59,354.55	
0991	Receipts to Appropriation			1,300.00	34,900.00		36,200.00	
	AGENCY TOTALS	<u>\$ 1,317,188.76</u>	<u>\$ 342,209.08</u>	<u>\$ 14,399.43</u>	<u>\$ 444,957.95</u>		<u>\$ 2,118,755.22</u>	<u>\$ 112.99-</u>
	DEPARTMENT TOTALS	<u>\$ 1,317,188.76</u>	<u>\$ 342,209.08</u>	<u>\$ 14,399.43</u>	<u>\$ 444,957.95</u>		<u>\$ 2,118,755.22</u>	<u>\$ 112.99-</u>
AGENCY:	202007							
	AERONAUTICS							
0001	General Fund		5,066.90				5,066.90	
0048	Aeronautics	174,622.56	114,170.10	9,826.59	202,640.45		501,259.70	
	AGENCY TOTALS	<u>\$ 174,622.56</u>	<u>\$ 119,237.00</u>	<u>\$ 9,826.59</u>	<u>\$ 202,640.45</u>		<u>\$ 506,326.60</u>	
	DEPARTMENT TOTALS	<u>\$ 174,622.56</u>	<u>\$ 119,237.00</u>	<u>\$ 9,826.59</u>	<u>\$ 202,640.45</u>		<u>\$ 506,326.60</u>	
AGENCY:	206501							
	HIGHWAY DEPARTMENT							
0001	General Fund			7,800,000.00			7,800,000.00	
0005	Department of Highways Fund	22,736,245.61	10,962,377.30	51,708,578.54			85,407,201.45	1,678.80-
0990	Interaccounts	45,696.00	198,040.00				243,736.00	
	AGENCY TOTALS	<u>\$22,781,941.61</u>	<u>\$11,160,417.30</u>	<u>\$59,508,578.54</u>			<u>\$ 93,450,937.45</u>	<u>\$ 1,678.80-</u>
	DEPARTMENT TOTALS	<u>\$22,781,941.61</u>	<u>\$11,160,417.30</u>	<u>\$59,508,578.54</u>			<u>\$ 93,450,937.45</u>	<u>\$ 1,678.80-</u>

STATE OF IDAHO
SUMMARY STATEMENT OF EXPENDITURES
12 MONTHS PERIOD ENDING JUNE 30, 1976

FUND	AGENCY	PERSONNEL COSTS	OTHER OPERATING EXPENDITURES	CAPITAL OUTLAY	TRUSTEE AND BENEFIT PAYMENTS	DEBT SERVICE AND REDEMPTION	TOTAL EXPENDITURES	PRIOR BIEN CANCELLED WARRANTS
AGENCY:	210101							
	LIEUTENANT GOVERNOR							
0001	General Fund	25,184.43	15,865.48				41,049.91	
	AGENCY TOTALS	\$ 25,184.43	\$ 15,865.48				\$ 41,029.91	
AGENCY:	220303							
	ATTORNEY GENERAL							
0001	General Fund	580,439.14	181,737.07	15,088.76			777,264.97	
0990	Interaccounts	57,418.77					57,418.77	
	AGENCY TOTALS	\$ 637,857.91	\$ 181,737.07	\$ 15,088.76			\$ 834,683.74	
AGENCY:	230305							
	STATE TREASURER							
0001	General Fund	162,034.04	50,485.71	5,124.91	1,218.50		218,863.16	
0042	Industrial Accident Board					1,102,395.40	1,102,395.40	
0043	Industrial Special Indemnity					524,972.50	524,972.50	
0116	State Historical Society Fund					42,000.00	42,000.00	
0119	Public Employees Retirement					187,009.38	187,009.38	
0130	Water Pollution Control Board					360,000.00	360,000.00	
0131	1955-59 State Building Bn. Sn					524.40	524.40	
0132	Water Pollution Control Bond S.F.					2,235,452.18	2,235,452.18	
0133	Tax Anticipation Note Redemption					72,000,000.00	72,000,000.00	
0991	Receipts to Appropriation		306.15				306.15	
	AGENCY TOTALS	\$ 162,034.04	\$ 50,791.86	\$ 5,124.91	\$ 1,218.50	\$76,452,353.86	\$ 76,671,523.17	
AGENCY:	240306							
	STATE AUDITOR							
0001	General Fund	872,051.15	483,713.46	48,146.27	6,000,000.00		7,403,910.88	
0990	Interaccounts		564,060.82	7,460.25			571,521.07	
	AGENCY TOTALS	\$ 872,051.15	\$ 1,047,774.28	\$ 55,606.52	\$ 6,000,000.00		\$ 7,975,431.95	
AGENCY:	250102							
	UNIFORM LAWS COMMISSION							
0001	General Fund	326.24	5,120.79				5,447.03	
	AGENCY TOTALS	\$ 326.24	\$ 5,120.79				\$ 5,447.03	
AGENCY:	250304							
	SECRETARY OF STATE							
0001	General Fund	220,713.08	109,594.78	6,276.27			336,584.13	
	AGENCY TOTALS	\$ 220,713.08	\$ 109,594.78	\$ 6,276.27			\$ 336,584.13	
	DEPARTMENT TOTALS	\$ 1,918,166.85	\$ 1,410,884.26	\$ 82,096.46	\$ 6,001,218.50	\$76,452,353.86	\$ 85,864,719.93	
AGENCY:	258003							
	ARTS AND HUMANITIES							
0001	General Fund	31,278.72	10,261.70	1,095.18	540.00		43,175.60	
0991	Receipts to Appropriation		5,412.28				5,412.28	
	AGENCY TOTALS	\$ 31,278.72	\$ 15,673.98	\$ 1,095.18	\$ 540.00		\$ 48,587.88	

STATE OF IDAHO
SUMMARY STATEMENT OF EXPENDITURES
12 MONTHS PERIOD ENDING JUNE 30, 1976

FUND	AGENCY	PERSONNEL COSTS	OTHER OPERATING EXPENDITURES	CAPITAL OUTLAY	TRUSTEE AND BENEFIT PAYMENTS	DEBT SERVICE AND REDEMPTION	TOTAL EXPENDITURES	PRIOR BIEN CANCELLED WARRANTS
AGENCY:	258012							
	IDAHO CODE COMMISSION							
0128	Idaho Code	5,983.93	113,551.00				119,534.93	
	AGENCY TOTALS	\$ 5,983.93	\$ 113,551.00				\$ 119,534.93	
AGENCY:	418010							
	BI-CENTENNIAL COMMISSION							
0001	General Fund	6,805.68	16,194.32		100,000.00		123,000.00	
	AGENCY TOTALS	\$ 6,805.68	\$ 16,194.32		\$ 100,000.00		\$ 123,000.00	
	DEPARTMENT TOTALS	\$ 44,068.33	\$ 145,419.30	\$ 1,095.18	\$ 100,540.00		\$ 291,122.81	
AGENCY:	512003							
	PUBLIC UTILITY COMMISSION							
0001	General Fund	119,034.03					119,034.03	
0055	Public Utilities Comm Board	580,391.64	457,529.34	40,031.39	50,000.00		1,127,952.37	
	AGENCY TOTALS	\$ 699,425.67	\$ 457,529.34	\$ 40,031.39	\$ 50,000.00		\$ 1,246,986.40	
AGENCY:	522004							
	TRANSPORTATION COUNCIL							
0001	General Fund	10,736.62	789.83				11,526.45	
	AGENCY TOTALS	\$ 10,736.62	\$ 789.83				\$ 11,526.45	
	DEPARTMENT TOTALS	\$ 710,162.29	\$ 458,319.17	\$ 40,031.39	\$ 50,000.00		\$ 1,258,512.85	
AGENCY:	710102							
	SENATE							
0010	House-Senate	215,680.32	223,259.18	1,491.69			440,431.19	108.50-
0990	Interaccounts		13,631.14				13,631.14	
	AGENCY TOTALS	\$ 215,680.32	\$ 236,890.32	\$ 1,491.69			\$ 454,062.33	\$ 108.50-
AGENCY:	720102							
	HOUSE-SENATE							
0010	House-Senate	243,895.89	404,411.56	1,150.50			649,457.95	91.15-
	AGENCY TOTALS	\$ 243,895.89	\$ 404,411.56	\$ 1,150.50			\$ 649,457.95	\$ 91.15-
AGENCY:	730000							
	LEGISLATIVE COUNCIL							
0001	General Fund	151,322.96	371,247.65	495.07	16,160.00		539,225.68	78.38
0005	Department of Highways Fund		1,918.03				1,918.03	
0990	Interaccounts	6,088.94	14,423.33				20,512.27	
	AGENCY TOTALS	\$ 157,411.90	\$ 387,589.01	\$ 495.07	\$ 16,160.00		\$ 561,655.98	\$ 78.38-
AGENCY:	740000							
	JOINT FINANCE APPROPRIATION COMM							
0001	General Fund	359,493.00	36,223.00	1,800.77			397,516.77	
0990	Interaccounts	105,000.00					105,000.00	
0991	Receipts to Appropriation		10,929.26				10,929.26	
	AGENCY TOTALS	\$ 464,493.00	\$ 47,152.26	\$ 1,800.77			\$ 513,446.03	

STATE OF IDAHO
SUMMARY STATEMENT OF EXPENDITURES
12 MONTHS PERIOD ENDING JUNE 30, 1976

FUND	AGENCY	PERSONNEL COSTS	OTHER OPERATING EXPENDITURES	CAPITAL OUTLAY	TRUSTEE AND BENEFIT PAYMENTS	DEBT SERVICE AND REDEMPTION	TOTAL EXPENDITURES	PRIOR BIEN CANCELLED WARRANTS
AGENCY:	810000							
	JUDICIAL BRANCH							
0001	General Fund	3,194,042.48	537,455.85	55,309.69			3,786,808.02	30.72-
0014	Judges Retirement				371,313.51		371,313.51	
0120	A.S.A.P. Fund	146,808.42	34,737.15	100.60			181,646.17	
0990	Interaccounts		13,940.82				13,940.82	
0991	Receipts to Appropriation		2,008.74				2,008.74	
	AGENCY TOTALS	\$ 3,340,850.90	\$ 588,142.56	\$ 55,410.29	\$ 371,313.51		\$ 4,355,717.26	\$ 30.72-
	DEPARTMENT TOTALS	\$ 4,422,332.01	\$ 1,664,185.71	\$ 60,348.32	\$ 387,473.51		\$ 6,534,339.55	\$ 308.75-
	TOTAL GENERAL FUND EXPENDITURES	\$109,248,354.51						
	TOTAL SPECIAL FUND EXPENDITURES	\$390,544,208.37						
	TOTAL PRIOR BIEN CANCELLED WARRANTS	\$ 49,826.30-						

EXHIBIT "F"

STATE OF IDAHO
SUMMARY OF APPROPRIATIONS - GENERAL FUND
JUNE 30, 1976

GOVERNMENT FUNCTIONS	OUTSTANDING ORDERS AT 07-01-75	ADDITIONS AUTHORIZED APPROP. 07-01-75 TO 06-30-76	TOTAL AVAILABLE	DEDUCTIONS		UNENCUMBERED APPROP. BALANCE 06-30-76
				TOTAL EXPENDITURES 07-01-75 TO 06-30-76	OUTSTANDING ORDERS AT 06-30-76	
Administrative Services	\$ 187,570	\$ 721,600	\$ 909,170	\$ 771,401	\$ 128,685	\$ 9,083
Agriculture	7,296	1,929,300	1,936,596	1,686,772	141,192	108,630
Corrections	357,967	4,071,700	4,429,667	3,947,151	458,240	24,275
Education	1,715,771	64,963,200	66,678,971	63,660,176	2,704,954	313,840
Elected Officials	62,186	15,984,698	16,046,885	8,826,295	7,026,267	194,322
Employment		2,500	2,500	2,500		
Executive Orders		327,100	327,100	253,560	62,000	11,539
Finance	3,704	504,500	508,204	436,876	6,467	64,860
General Government	71,909	2,910,476	2,982,385	2,809,600	124,995	47,790
Health and Welfare						
Insurance	11,180	404,100	415,280	362,138	11,612	41,528
Judicial	29,909	3,828,600	3,858,509	3,786,838	30,220	41,450
Labor and Industrial Services	693	503,300	503,993	430,764	17,919	55,308
Lands	127,227	3,821,100	3,948,327	3,515,817	306,446	126,063
Law Enforcement		1,129,100	1,129,100	962,919	39,932	126,247
Legislative	8,851	1,404,903	1,413,754	936,820	432,242	44,691
Parks and Recreation	83,522	4,127,000	4,210,522	1,844,461	2,326,467	39,594
Self Governing Agencies	347	36,600	36,947	34,746	580	1,620
Tax Administration	44,424	5,659,000	5,703,424	5,227,430	120,987	355,006
Transportation	22,573	7,800,000	7,822,573	7,805,066	17,506	
Water Resources	103,858	1,904,354	2,008,212	1,951,003	55,261	1,947
EXHIBIT TOTALS	\$ 2,838,993	\$ 122,033,133	\$ 124,872,126	\$ 109,252,343	\$ 14,011,979	\$ 1,607,803

STATE OF IDAHO
ANALYSIS OF GENERAL FUND APPROPRIATIONS
12 MONTHS PERIOD ENDING JUNE 30, 1976

FUNCTIONAL SUBDIVISION	OUTSTANDING ORDERS AT 07-01-75	ADDITIONS AUTHORIZED APPROP. 07-01-75 TO 06-30-76	TOTAL AVAILABLE	DEDUCTIONS		UNENCUMBERED APPROP. BALANCE 06-30-76
				TOTAL EXPENDITURES 07-01-75 TO 06-30-76	OUTSTANDING ORDERS AT 06-30-76	
GENERAL GOVERNMENT						
01-0200 Budget Policy Planning Division	34,375	933,100	967,475	904,023	41,305	22,147
01-0301 Governor's Office	4,510	359,700	364,210	324,101	30,745	9,364
01-0309 Tourism and Industrial Dev	964	342,400	343,364	289,276	40,864	13,223
01-2009 Nuclear Energy Commission	18,847	176,500	195,347	189,093	6,254	
01-2101 Investment Board						
01-5003 Education Commission		14,300	14,300	13,739		560
01-6003 Idaho Office on Aging	580	95,000	95,580	95,555		25
01-6004 Human Rights Commission	5,089	69,600	74,689	72,534	2,147	8
01-6005 Blind Commission		123,300	123,300	123,230		70
01-7001 Military Division	6,325	787,576	793,902	788,108	3,642	2,151
01-8005 Women's Program Commission	1,214	9,000	10,214	9,938	36	239
TOTALS	\$ 71,909	\$ 2,910,476	\$ 2,982,385	\$ 2,809,600	\$ 124,995	\$ 47,790
ADMINISTRATIVE SERVICES						
03-0000 Administration Department	187,570	721,600	909,170	771,401	128,685	9,083
TOTALS	\$ 187,570	\$ 721,600	\$ 909,170	\$ 771,401	\$ 128,685	\$ 9,083
TAX ADMINISTRATION						
04-7501 State Tax Commission	44,424	5,622,400	5,666,824	5,196,628	120,987	349,209
04-7503 Tax Appeals Board		36,600	36,600	30,802		5,797
TOTALS	\$ 44,424	\$ 5,659,000	\$ 5,703,424	\$ 5,227,430	\$ 120,987	\$ 355,006
FINANCE						
05-0000 Finance Department	3,704	504,500	508,204	436,876	6,467	64,860
TOTALS	\$ 3,704	\$ 504,500	\$ 508,204	\$ 436,876	\$ 6,467	\$ 64,860
INSURANCE						
06-2006 Insurance Department	11,180	404,100	415,280	362,138	11,612	41,528
TOTALS	\$ 11,180	\$ 404,100	\$ 415,280	\$ 362,138	\$ 11,612	\$ 41,528
LABOR AND INDUSTRIAL SERVICES						
07-0000 Labor and Industrial Services	693	503,300	503,993	430,764	17,919	55,308
TOTALS	\$ 693	\$ 503,300	\$ 503,993	\$ 430,764	\$ 17,919	\$ 55,308
AGRICULTURE						
08-1001 Agriculture Department	7,296	1,929,300	1,936,596	1,686,772	141,192	108,630
TOTALS	\$ 7,296	\$ 1,929,300	\$ 1,936,596	\$ 1,686,772	\$ 141,192	\$ 108,630
SELF GOVERNING AGENCIES						
09-2008 Athletic Commission		4,000	4,000	3,991		8
09-2102 Pharmacy Board	347	32,600	32,947	30,755	580	1,611
TOTALS	\$ 347	\$ 36,600	\$ 36,947	\$ 34,746	\$ 580	\$ 1,620
CORRECTIONS						
10-0000 Correction	357,967	4,071,700	4,429,667	3,947,151	458,240	24,275
TOTALS	\$ 357,967	\$ 4,071,700	\$ 4,429,667	\$ 3,947,151	\$ 458,240	\$ 24,275

STATE OF IDAHO
ANALYSIS OF GENERAL FUND APPROPRIATIONS
12 MONTHS PERIOD ENDING JUNE 30, 1976

FUNCTIONAL SUBDIVISION	OUTSTANDING ORDERS AT 07-01-75	ADDITIONS AUTHORIZED APPROP. 07-01-75 TO 06-30-76	TOTAL AVAILABLE	DEDUCTIONS		UNENCUMBERED APPROP. BALANCE 06-30-76
				TOTAL EXPENDITURES 07-01-75 TO 06-30-76	OUTSTANDING ORDERS AT 06-30-76	
<u>LAW ENFORCEMENT</u>						
11-0000 Law Enforcement		1,129,100	1,129,100	962,919	39,932	126,247
TOTALS		\$ 1,129,100	\$ 1,129,100	\$ 962,919	\$ 39,932	\$ 126,247
<u>EDUCATION</u>						
12-5001 State Library	166,734	729,000	895,734	780,849	114,885	
12-5101 Education Department	57,589	1,074,000	1,131,589	1,031,737	61,673	38,178
12-5102 Vocational Education	820,166	7,415,400	8,235,566	6,641,432	1,437,535	156,598
12-5104 Vocational Rehabilitation	476	770,800	771,276	770,935	329	11
12-5105 Deaf and Blind School	6,543	1,394,200	1,400,743	1,352,365		48,378
12-5107 Education Board	5,734	2,617,200	2,622,934	2,564,451	10,929	47,553
12-5108 Boise State University	354,607	11,532,900	11,887,507	11,365,748	500,514	21,245
12-5109 Idaho State University	282,828	13,127,600	13,410,428	13,039,276	370,310	841
12-5110 Lewis-Clark College	14,487	1,752,400	1,766,887	1,721,494	45,383	10
12-5111 University of Idaho		18,336,800	18,336,800	18,233,330	103,363	105
12-5112 Agricultural Research		3,386,500	3,386,500	3,381,080	5,418	
12-5113 Cooperative Ext Service		1,979,000	1,979,000	1,978,970		29
12-5114 Special Research		200,000	200,000	181,262	18,734	2
12-5120 WSU-NW Col. Vet. Med		283,600	283,600	283,600		
12-8001 Historical Society	6,601	363,800	370,401	333,640	35,875	884
TOTALS	\$ 1,715,771	\$ 64,963,200	\$ 66,678,971	\$ 63,660,176	\$ 2,704,954	\$ 313,840
<u>HEALTH AND WELFARE</u>						
13-6001 Health and Welfare						
<u>EMPLOYMENT</u>						
14-0403 Employment Department		2,500	2,500	2,500		
TOTALS		\$ 2,500	\$ 2,500	\$ 2,500		
<u>PARKS AND RECREATION</u>						
17-3005 Parks and Recreation Department	83,522	4,127,000	4,210,522	1,844,461	2,326,467	39,594
TOTALS	\$ 83,522	\$ 4,127,000	\$ 4,210,522	\$ 1,844,461	\$ 2,326,467	\$ 39,594
<u>LANDS</u>						
18-0000 Lands Department	127,227	3,821,100	3,948,327	3,515,817	306,446	126,063
TOTALS	\$ 127,227	\$ 3,821,100	\$ 3,948,327	\$ 3,515,817	\$ 306,446	\$ 126,063
<u>WATER RESOURCES</u>						
19-3002 Water Resources	103,858	1,904,354	2,008,212	1,951,003	55,261	1,947
TOTALS	\$ 103,858	\$ 1,904,354	\$ 2,008,212	\$ 1,951,003	\$ 55,261	\$ 1,947
<u>TRANSPORTATION</u>						
20-2007 Aeronautics	22,573		22,573	5,066	17,506	
20-6501 Highway Department		7,800,000	7,800,000	7,800,000		
TOTALS	\$ 22,573	\$ 7,800,000	\$ 7,822,573	\$ 7,805,066	\$ 17,506	

STATE OF IDAHO
ANALYSIS OF GENERAL FUND APPROPRIATIONS
12 MONTHS PERIOD ENDING JUNE 30, 1976

FUNCTIONAL SUBDIVISION	OUTSTANDING ORDERS AT 07-01-75	ADDITIONS AUTHORIZED APPROP. 07-01-75 TO 06-30-76	TOTAL AVAILABLE	TOTAL EXPENDITURES 07-01-75 TO 06-30-76	OUTSTANDING ORDERS AT 06-30-76	UNENCUMBERED APPROP. BALANCE 06-30-76
ELECTED OFFICIALS						
21-0101 Lieutenant Governor		46,200	46,200	41,049		5,150
TOTALS		\$ 46,200	\$ 46,200	\$ 41,049		\$ 5,150
ELECTED OFFICIALS						
22-0303 Attorney General	1,800	883,480	885,280	777,264	107,456	558
TOTALS	\$ 1,800	\$ 883,480	\$ 885,280	\$ 777,264	\$ 107,456	\$ 558
ELECTED OFFICIALS						
23-0305 State Treasurer	860	230,318	231,179	218,863	12,312	4
TOTALS	\$ 860	\$ 230,318	\$ 231,179	\$ 218,863	\$ 12,312	\$ 4
ELECTED OFFICIALS						
24-0306 State Auditor	42,773	14,392,100	14,434,873	7,403,910	6,895,798	135,163
TOTALS	\$ 42,773	\$ 14,392,100	\$ 14,434,873	\$ 7,403,910	\$ 6,895,798	\$ 135,163
ELECTED OFFICIALS						
25-0102 Uniform Laws Comm		6,800	6,800	5,447		1,352
25-0304 Secretary of State	16,752	382,600	399,352	336,584	10,700	52,068
25-8003 Arts and Humanities		43,200	43,200	43,175		24
TOTALS	\$ 16,752	\$ 432,600	\$ 449,352	\$ 385,206	\$ 10,700	\$ 53,445
EXECUTIVE ORDERS						
41-8010 Bi-Centennial Commission		185,000	185,000	123,000	62,000	
TOTALS		\$ 185,000	\$ 185,000	\$ 123,000	\$ 62,000	
EXECUTIVE ORDERS						
51-2003 Public Utility Commission		130,500	130,500	119,034		11,465
TOTALS		\$ 130,500	\$ 130,500	\$ 119,034		\$ 11,465
EXECUTIVE ORDERS						
52-2004 Transportation Council		11,600	11,600	11,526		73
TOTALS		\$ 11,600	\$ 11,600	\$ 11,526		\$ 73
LEGISLATIVE						
72-0102 House						
LEGISLATIVE COUNCIL						
73-0000 Legislative Council		977,003	977,003	539,304	421,965	15,733
TOTALS		\$ 977,003	\$ 977,003	\$ 539,304	\$ 421,965	\$ 15,733
LEGISLATIVE						
74-0000 Joint Finance Appropriation Committee	8,851	427,900	436,751	397,516	10,277	28,957
TOTALS	\$ 8,851	\$ 427,900	\$ 436,751	\$ 397,516	\$ 10,277	\$ 28,957
JUDICIAL						
81-0000 Judicial Branch	29,909	3,828,600	3,858,509	3,786,838	30,220	41,450
TOTALS	\$ 29,909	\$ 3,828,600	\$ 3,858,509	\$ 3,786,838	\$ 30,220	\$ 41,450

EXHIBIT "G"

STATE OF IDAHO
 ANALYSIS OF BONDED INDEBTEDNESS OF THE STATE OF IDAHO
 SHOWING CHANGES IN THE OUTSTANDING OBLIGATIONS
 12 MONTHS PERIOD ENDING JUNE 30, 1976

	BALANCE OUTSTANDING 07-01-75	ISSUED	REDEMPTION	BALANCE OUTSTANDING 06-30-76
Tax Anticipation Notes	\$	\$	\$	\$
1973 Water Pollution	1,245,000.00	72,000,000.00	72,000,000.00	1,165,000.00
TOTALS	<u>\$ 1,245,000.00</u>	<u>\$ 72,000,000.00</u>	<u>\$ 72,080,000.00</u>	<u>\$ 1,165,000.00</u>

EXHIBIT "H"

STATE OF IDAHO
SUMMARY OF ANALYSIS OF TAXES DUE
FROM COUNTIES FOR YEARS 1973-1974-1975-1976

	1973 LEVY	1974 LEVY	1975 LEVY	1976 LEVY	COLLECTION 1973	COLLECTION 1974	COLLECTION 1975	COLLECTION 1976	DUE 1973 LEVY	DUE 1974 LEVY	DUE 1975 LEVY	DUE 1976 LEVY
1955 Bldg Bond Int & Sinking	\$ 92,000.00	\$ 87,819.00		\$	\$ 88,051.25	\$ 81,303.05		\$	\$ 3,948.75	\$ 6,515.95		\$
Water Pollution	200,000.00	139,000.00	136,000.00		200,000.04	139,000.01	136,000.00		(.04)	(.01)		
TOTALS	<u>\$292,000.00</u>	<u>\$226,819.00</u>	<u>\$136,000.00</u>		<u>\$288,051.29</u>	<u>\$220,303.06</u>	<u>\$136,000.00</u>		<u>\$ 3,948.71</u>	<u>\$ 6,515.94</u>		