


Annual
REPORT
OF THE
STATE AUDITOR
STATE OF IDAHO



July 1, 1976 through
June 30, 1977

JOE R. WILLIAMS
STATE AUDITOR

CHESTER W. GRAHAM
DEPUTY STATE AUDITOR

TO: THE GOVERNOR AND MEMBERS OF THE STATE LEGISLATURE

Gentlemen:

In compliance with Section 67-1105 of the Idaho Code, submitted herewith is the fourth annual report covering the fiscal year from July 1, 1976 to June 30, 1977.

We express appreciation to our staff for the many hours of work and effort that have gone into the accomplishments of this report summary. It is hoped that this report will present the financial information required by the Idaho Code as well as other pertinent facts and recommendations to assist the Legislature.

The Office of the State Auditor has made great progress in developing a professional staff that can be of great help and value to the Legislature, Department Heads and the people of the State of Idaho. With this professional staff we are processing more meaningful financial information, aiding departments in their financial operations and reporting to and informing the people of Idaho about the operation of their government.

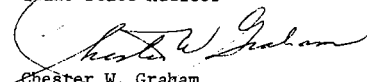
Approximately 248,782 vouchers covering claims for purchases, services, travel expense and personnel were audited, processed, and filed. These vouchers were processed against 300 federal, dedicated, and local funds in addition to the General Fund. A total of 962,209 warrants were written for a total amount of \$1,415,997,386.42.

Of specific interest, the General Fund balance at June 30, 1977 was \$7,979,501.20 with outstanding obligations including continuing and special appropriations of \$5,081,538.94 leaving a balance of \$2,897,962.26. There was a \$194,047.82 appropriation that was not encumbered but should be taken into consideration.

Data Processing activity in the State Auditor's Office for FY77 increased by 15.6% over FY76 compared to an increase of 31.6% in FY77 over FY76 and 32.5% in FY75 over FY74. These increases are represented by 49,838 jobs run in FY74, 66,073 jobs run in FY75, 86,997 jobs run in FY76, and 100,564 jobs in FY77. The data processing service work rendered for other agencies utilized 66% of the time of the IBM 370/158 computer, 30 to 40% of the systems and programming work and approximately 10% of the keypunch work. The service work generated receipts of \$924,200.00.

Respectfully submitted,


Joe R. Williams
Idaho State Auditor


Chester W. Graham
Deputy State Auditor

JRW:pr

Schedule "C-2" presents an analysis of operations and fund balances in the State Insurance Fund during the period July 1, 1976 to June 30, 1977. This fund is classified under the category of State Enterprise Funds, even though it is operated on a non-profit basis for the benefit of members contributing premiums for insurance protection. The item "Losses and Compensation" shown in the amount of \$4,715,818.06 under payment of agent, represents the compensation paid to workmen under State Insurance protection.

Exhibit "D" presents an analysis of receipts by classification and collecting agencies for all funds.

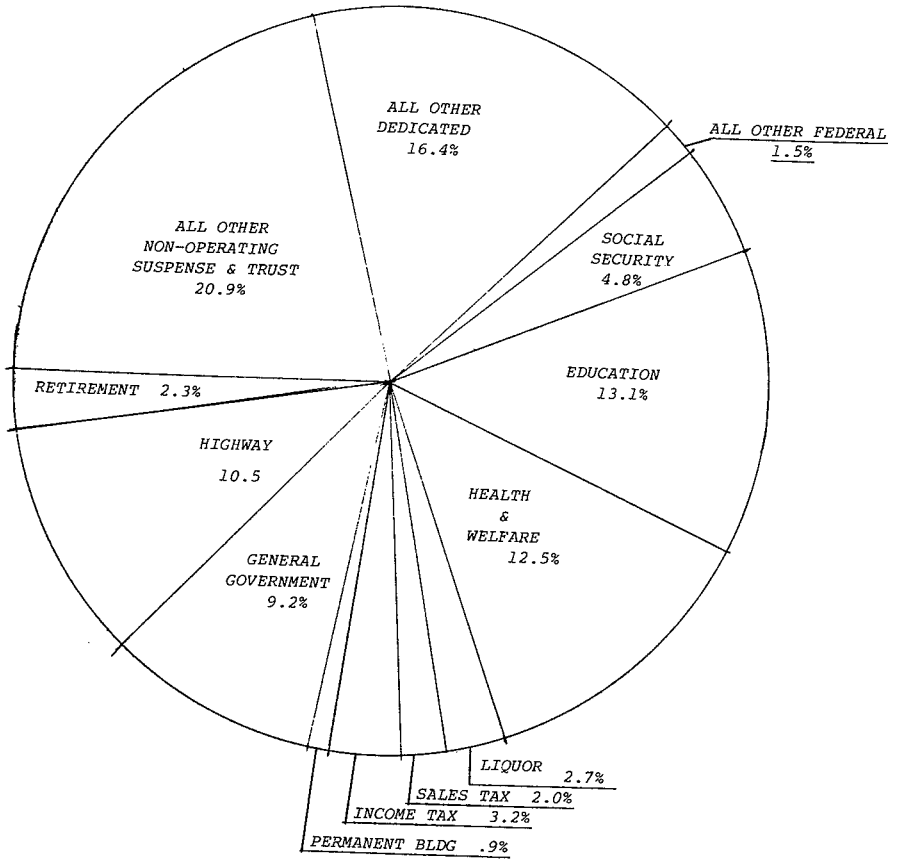
Exhibit "E" supplemented by Schedule "E-1" presents an analysis of expenditures for the General Fund and other operating funds, classified according to functional activities of the government as well as the character of the expenditures.

Exhibit "F" supplemented by Schedule "F" presents a summary analysis of the General Fund appropriations, reflecting unencumbered appropriation balances at June 30, 1977.

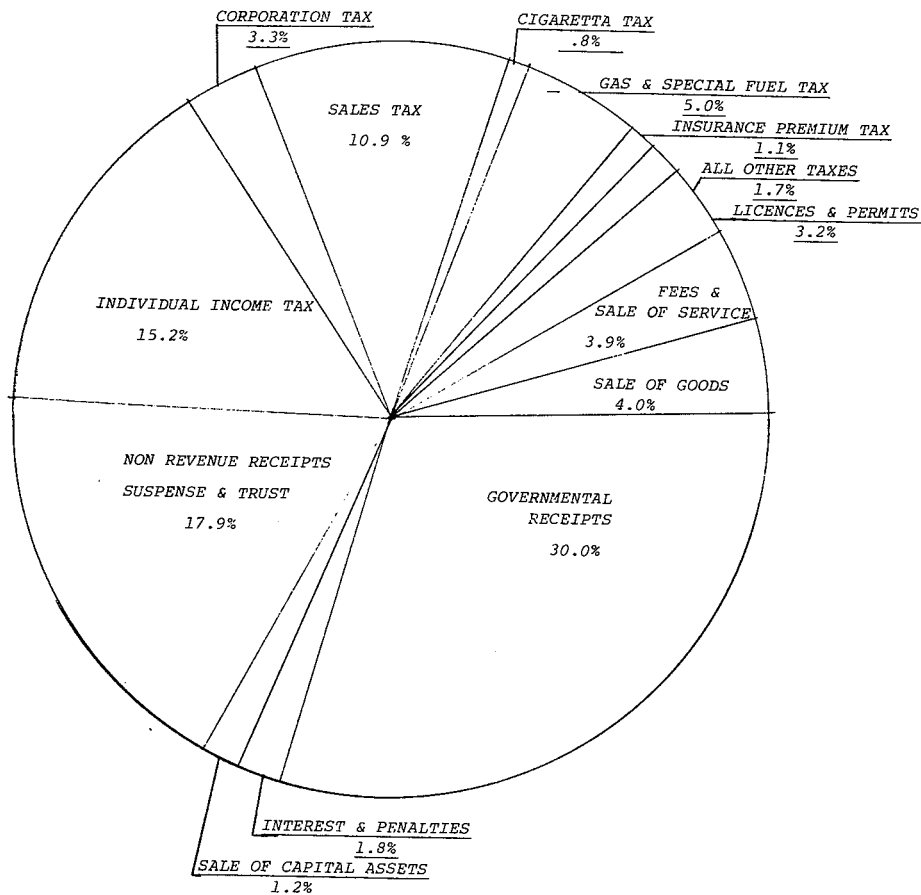
Exhibit "G" presents an analysis of Bonded Indebtedness showing changes in the outstanding obligations for a 12 month period ending June 30, 1977.

Exhibit "H" presents a summary analysis of taxes due from counties.

WHERE THE MONEY WENT



WHERE THE MONEY CAME FROM



SPECIAL EXHIBIT
REPORT OF THE STATE AUDITOR
SHOWING DETAIL OF REVENUE AND NON-REVENUE RECEIPTS COLLECTED DURING THE
PERIOD FROM JULY 1, 1976 TO JUNE 30, 1977

	GENERAL FUND	SPECIAL FUNDS	TOTALS
TAXES:	\$	\$	\$
Property Tax		219,538.00	219,538.00
Income Tax, Individual	114,108,936.16	30,866,586.45	144,975,522.61
Income Tax, Corporation	24,753,192.59	6,280,448.92	31,033,641.51
Sales Tax	.48-	103,860,121.11	103,860,120.63
Cigarette Tax	6,930,309.04	1,066,375.46	7,996,684.50
Beer Tax	2,160,644.34	1,080,321.81	3,240,966.15
Gas-Motor and Marine Fuel Tax		47,435,631.95	47,435,631.95
Inheritance Tax		3,599,327.41	3,599,327.41
Wine Tax	501,564.60		501,564.60
Honey Advertising Tax			
Kilowatt Tax	597,124.69		597,124.69
Insurance Premium Tax	10,328,886.27		10,328,886.27
Mine License Tax	203,214.42		203,214.42
Water Pollution Control Tax		1,580,156.62	1,580,156.62
Fruit and Vegetable Advertising Tax		2,157,726.86	2,157,726.86
Parimutuel Tax		319,821.10	319,821.10
Idaho Dairy Products Tax		632,665.89	632,665.89
Sheep Tax		105,459.84	105,459.84
Wheat Growers Tax		541,202.90	541,202.90
Bean Stamp Tax		69,259.04	69,259.04
Hop Tax			
Workmens Compensation Tax		1,287,044.50	1,287,044.50
Special Fuels Tax		837,360.75	837,360.75
Athletic Tax		950.41	950.41
All Other Taxes			
TOTAL TAX RECEIPTS	\$159,583,871.63	\$201,939,999.02	\$361,523,870.65
OTHER REVENUE RECEIPTS			
Licenses and Permits	1,996,917.18	29,145,490.99	31,142,408.17
Fees and Sales of Services	1,400,252.84	35,603,701.02	37,003,953.86
Sale of Goods	14,886.41	33,918,673.03	33,933,559.44
Intergovernmental Receipts	300.00	282,622,936.03	282,623,236.03
Fines and Forfeitures	378,357.38	667,132.21	1,045,489.59
Interest and Penalties	5,538,881.02	11,212,417.43	16,751,298.45
Rentals	29,083.21	2,849,620.22	2,878,703.43
Miscellaneous		2,532,526.27	2,532,526.27
TOTAL OTHER REVENUE RECEIPTS	\$ 9,358,678.04	\$398,552,497.20	\$407,911,175.24
TOTAL REVENUE RECEIPTS	\$168,942,549.67	\$600,492,496.22	\$769,435,045.89
NON-REVENUE RECEIPTS			
Sale of Capital Assets	54,849.50	361,956,244.08	362,011,093.58
Sale of Bonds		80,582.84	80,582.84
Sale of Tax Anticipation Notes	116,000,000.00	19,879.00	116,000,000.00
Fire Insurance Loss Settlements		172,060.13	173,697.33
All Other Insurance Adjustment	1,637.20	164,792,579.38	164,790,399.33
Suspense and Trust	2,180.05-	5,590,963.36	5,627,680.53
Refunds	36,717.17	77,178.77	77,178.77
Special Fuel Bond			
TOTAL NON-REVENUE RECEIPTS	\$116,091,023.82	\$532,689,487.56	\$648,780,511.38
TOTAL REVENUE AND NON-REVENUE RECEIPTS	\$285,033,573.49	\$1,133,181,983.78	\$1,418,215,557.27

EXHIBIT "A"

STATE OF IDAHO
SUMMARY BALANCE SHEET - ALL FUNDS
JUNE 30, 1977

	GENERAL FUND	RESTRICTED REVENUE FUNDS (Schedule A-1)	PERMANENT BUILDING FUND #2	WATER POLLUTION FUND #7	HEALTH TRUST FUND	COOPERATIVE WELFARE FUND	HIGHWAY FUND	FISH AND GAME FUND	TOTAL OPERATING FUND	LIQUOR FUND	STATE INSURANCE FUND	NON- OPERATING FUND (Schedule A-2)	TOTAL COMBINED FUND
ASSETS													
Cash with State Treasurer	15,390,525.40	26,058,229.65	5,539,059.44	15,196,296.73		6,610,230.15	24,604,606.73	2,053,597.49	95,452,545.59	2,780,878.83	157,439.86	30,856,778.08	129,247,642.36
Rotary Fund Subject to Withdrawals upon Authorization of Bonded D.O.s	246,518.00	298,663.52				142,932.79	38,788.00	20,672.12	747,574.43	4,584.46	302,870.29	42,176.28	1,097,205.46
TOTAL ASSETS	<u>\$15,637,043.40</u>	<u>\$26,356,893.17</u>	<u>\$5,539,059.44</u>	<u>\$15,196,296.73</u>		<u>\$6,753,162.94</u>	<u>\$24,643,394.73</u>	<u>\$2,074,269.61</u>	<u>\$96,200,120.02</u>	<u>\$2,785,463.29</u>	<u>\$460,310.15</u>	<u>\$30,898,954.36</u>	<u>\$130,344,847.82</u>
LIABILITIES													
Outstanding Regular Warrants	7,411,024.20	4,045,925.09	259,278.49	43,062.00		4,628,139.09	4,423,153.53	457,388.83	21,267,971.23	2,327,929.51	109,762.34	6,080,115.39	29,785,778.47
Reserve for Outstanding Orders	5,081,538.94	2,752,988.53	18,268.14			2,538,200.89	4,759,262.91	1,173,350.52	16,323,609.93	4,989.54	23,601.31	3,898,141.45	20,250,342.23
TOTAL LIABILITIES	<u>\$12,492,563.14</u>	<u>\$6,798,913.62</u>	<u>\$277,546.63</u>	<u>\$43,062.00</u>		<u>\$7,166,339.98</u>	<u>\$9,182,416.44</u>	<u>\$1,630,739.35</u>	<u>\$37,591,581.16</u>	<u>\$2,332,919.05</u>	<u>\$133,363.65</u>	<u>\$9,978,256.84</u>	<u>\$50,036,120.70</u>
FUND BALANCES INCLUDING SURPLUS RESERVE:													
Reserve for Rotary Fund	246,518.00	298,663.52				142,932.79	38,788.00	20,672.12	747,574.43	4,584.46	302,870.29	42,176.28	1,097,205.46
TOTAL SURPLUS RESERVE	<u>246,518.00</u>	<u>298,663.52</u>				<u>142,932.79</u>	<u>38,788.00</u>	<u>20,672.12</u>	<u>747,574.43</u>	<u>4,584.46</u>	<u>302,870.29</u>	<u>42,176.28</u>	<u>1,097,205.46</u>
TOTAL RESERVE AND LIABILITIES	<u>12,739,081.14</u>	<u>7,097,577.14</u>	<u>277,546.63</u>	<u>43,062.00</u>		<u>7,309,272.77</u>	<u>9,221,204.44</u>	<u>1,651,411.47</u>	<u>38,339,155.59</u>	<u>2,337,503.51</u>	<u>436,233.94</u>	<u>10,020,433.12</u>	<u>51,133,326.16</u>
FUND BALANCE JUNE 30, 1977	2,897,962.26	19,259,316.03	5,261,512.81	15,153,234.73		(556,109.83)	15,422,190.29	422,858.14	57,860,964.43	447,959.78	24,076.21	20,878,521.24	79,211,521.66
TOTAL LIABILITIES AND RESERVE AND FREE FUND BALANCE	<u>\$15,637,043.40</u>	<u>\$26,356,893.17</u>	<u>\$5,539,059.44</u>	<u>\$15,196,296.73</u>		<u>\$6,753,162.94</u>	<u>\$24,643,394.73</u>	<u>\$2,074,269.61</u>	<u>\$96,200,120.02</u>	<u>\$2,785,463.29</u>	<u>\$460,310.15</u>	<u>\$30,898,954.36</u>	<u>\$130,344,847.82</u>

STATE OF IDAHO
STATEMENT OF ASSETS, LIABILITIES AND FUND BALANCES OF THE
RESTRICTED REVENUE AND BOND INTEREST AND REDEMPTION FUNDS AT JUNE 30, 1977

FUND NO.	FUND NAME	A S S E T S			L I A B I L I T I E S			ROTARY FUND RESERVES	FREE FUND BALANCE JUNE 30, 1977
		CASH WITH STATE TREASURER	ROTARY FUNDS	TOTAL ASSETS	OUT- STANDING ORDERS	OUT- STANDING WARRANTS	TOTAL LIABILITIES		
0010	House-Senate	\$ 351,960		\$ 351,960		\$ 56,022	\$ 56,022		\$ 295,937
0013	Election Campaign	37,910		37,910					37,910
0014	Judges Retirement	42,218		42,218		27,953	27,953		14,265
0015	Certified Shorthand Reporters	3,623		3,623					3,623
0016	Idaho Dev & Publicity	25,259	3,068	28,327	3,547	8,698	12,245	3,068	13,014
0017	State Planning Agency	29,500		29,500					29,500
0018	Idaho Dairy Products Comm.	253,527		253,527	870	74,014	74,885		178,642
0019	Cherry Comm Fund	2,950		2,950		1,085	1,085		1,865
0020	Idaho Apple Commission	19,606		19,606		1,308	1,308		18,297
0021	Agriculture Inspection	186,730		186,730		1,295	1,295		185,435
0022	Bee Inspection	11,288		11,288		449	449		10,838
0023	Fresh Fruit & Vegetable Insp	1,091,240	175,362	1,266,603	5,574	126,494	132,068	175,362	959,172
0025	Idaho Bean Market & Prom.	78,130		78,130		5,710	5,710		72,420
0026	Idaho Wheat Commission	495,100	1,000	496,100		62,042	62,042	1,000	433,057
0027	Public Livestock Market	7,231		7,231					7,231
0028	Sheep Commission	67,588		67,588		2,799	2,799		64,789
0029	Commercial Feed & Fertilizer	85,479		85,479	1,355	8,746	10,101		75,378
0030	Idaho Prune Advt. Dev.	13,124		13,124					13,124
0031	Idaho Potato & Onion	269,213	3,000	272,213				3,000	269,213
0032	Economic Poison	86,174		86,174					86,174
0033	Livestock Disease Control	263,324		263,324		144	144		263,179
0034	Dairy Industry & Inspection	32,552		32,552		7,643	7,643		24,909
0035	Honey Advertising	11,546		11,546					11,546
0036	Unclaimed Animal Proceeds	14,705		14,705		2,992	2,992		11,712
0038	Egg Inspection	37,952		37,952					37,952
0040	Special Airport	24,041		24,041					24,041
0041	Occupational License Bureau	26,077	2,000	28,077		12,439	12,439	2,000	13,637
0042	Industrial Commission	132,860	4,202	137,062	56,074	70,281	126,355	4,202	6,504
0043	Industrial Special Indemnity	7,184		7,184		915	915		6,269
0044	Idaho Real Estate Brokers Comm	88,347	1,474	89,821	4,225	20,868	25,093	1,474	63,253
0045	State Board of Medicine	97,649		97,649		4,439	4,439		93,209
0046	Athletic Commission	1,239		1,239					1,239
0047	Optometry Board	2,365		2,365		126	126		2,238
0048	Aeronautics	1,468,515	2,527	1,471,043	809,275	25,683	941,906	2,527	526,609
0049	State Pharmacy Board	55,364		55,364	1,284	8,327	9,611		45,752
0050	Professional Engineers	59,359		59,359		3,490	3,490		55,868
0051	Contractors State License Board	189,052		189,052	454	5,674	6,129		182,922
0052	State Brand Inspector	376,792	1,000	377,792	11,878	50,792	62,671	1,000	314,121
0053	Board of Nursing	161,492	5,266	166,759	1,286	9,410	10,697	5,266	150,795
0054	Electrical Board	145,626		145,626	1,500	56,357	57,857		87,768
0055	Public Utilities Comm. Board	1,246,123	3,306	1,249,429	121,686	70,182	191,868	3,306	1,054,254
0056	State Plumbing Board	251,811		251,811	112	26,794	26,906		224,904
0057	State Board of Accountancy	40,305		40,305	148	4,200	4,348		35,957
0058	Idaho Horse Racing Act	69,229		69,229	1,920	25,856	27,777		41,452
0059	Real Estate Res. & Rec.	93,023		93,023		5,836	5,836		87,187
0060	Idaho State Dental Board	43,282	50	43,332		2,552	2,552	50	40,729
0061	Tri-Prescription Program	12,404		12,404		114	114		12,290

STATE OF IDAHO
STATEMENT OF ASSETS, LIABILITIES AND FUND BALANCES OF THE
RESTRICTED REVENUE AND BOND INTEREST AND REDEMPTION FUNDS AT JUNE 30, 1977

FUND NO.	FUND NAME	A S S E T S			L I A B I L I T I E S			ROTARY FUND RESERVES	FREE FUND BALANCE JUNE 30, 1977
		CASH WITH STATE TREASURER	ROTARY FUNDS	TOTAL ASSETS	OUT- STANDING ORDERS	OUT- STANDING WARRANTS	TOTAL LIABILITIES		
		\$	\$	\$	\$	\$	\$	\$	\$
0062	Carey Act Trust	69,740		69,740					69,740
0063	Outfitters and Guides	74,936		74,936		6,907	6,907		68,029
0064	State Cemetery Board	2,994		2,994		4	4		2,990
0065	Water Resource Revl.	355,130		355,130		62,600	62,600		292,530
0067	Water Resources Fund	165,838		165,838		1,732	1,732		164,105
0068	Registered Geologist Board	11,826		11,826		1,500	1,500		10,325
0069	Oil & Gas Conserv. Comm.	2,367		2,367					2,367
0070	Credit Union Audit Fund	15,802		15,802	1,296	1,021	2,317		13,484
0071	Penitentiary Income	85,813		85,813	42,859	34,180	77,040		8,773
0073	Prof. Practices Comm.	40,556		40,556	286	1,633	1,919		38,637
0074	Investment Board Expense								
0075	Lewis Clark School Voc Ed	147,116		147,116	23,764	87,994	111,758		35,357
0076	Idaho Falls Area Voc Ed	179,804		179,804	65,116	58,302	123,418		56,385
0077	State School for Deaf & Blind Income	6,736		6,736		1,845	1,845		4,891
0078	State Youth Training Center Inc	42,211		42,211	13,545	20,967	37,637		4,574
0079	Lewis Clark Normal School Income	6,089		6,089		5,156	5,156		933
0080	ISU University Income	65,459		65,459					65,459
0081	ISU University Teachers Training	87,831		87,831		24,702	24,702		63,128
0082	Title Insurance	16,934		16,934					16,934
0084	Governor's Emergency Fund	364,340		364,340		183	183		364,156
0086	School of Deaf & Blind	8,448		8,448		849	849		7,599
0088	Junior College Fund	9		9					9
0090	Central Tumor Registration	7,119		7,119					7,119
0091	State Hospital North Income	37,996		37,996		695	695		37,300
0092	State Hospital South Income	102,127		102,127		63	63		102,064
0093	Idaho Veterans Home Income	123,039		123,039		852	852		122,187
0098	Rec. Cap. Improvement Fund	261,053		261,053	13,918	7,194	21,112		239,940
0099	Scaling Practices	137,373		137,373	4,900	1,169	6,069		131,304
0100	Idaho National Guard Ed. Encour	801		801		801	801		
0101	Department of Parks	60,236	55,263	115,500	11,017	12,376	23,394	55,263	36,842
0103	Forest Protection Trust Fund	121,703		121,703		117,478	117,478		4,224
0104	US Clark McNary	1,028,177		1,028,177	34,172	56,918	91,090		937,086
0105	Forest Range Protection	4,131		4,131		59	59		4,071
0106	Armory Construction	311,915		311,915					311,915
0107	Adjutant General Receipts	107,583		107,583		40,875	40,875		66,707
0108	State Income Tax Refund	1,601,918		1,601,918		1,201,918	1,201,918		400,000
0109	Waterways Improvement	168,510		168,510		2,500	2,500		166,010
0110	Motor Vehicle Bureau	820,738	17,489	838,227	285,229	505,508	790,738	17,489	30,000
0111	Drivers Training	1,208,376		1,208,376	411,250	6,643	417,894		790,482
0112	Motor Fuels Refund	204,399		204,399		54,399	54,399		150,000
0113	Liquor Law Enforcement	64,853		64,853	8,000	46,853	54,853		10,000
0114	Sales Tax	5,278,524		5,278,524		1,832	1,832		5,276,692
0115	Lava Hot Springs Fund	95,877	543	96,420		15,779	15,779	543	80,098
0116	State Historical Society Fund	49,458	1,753	51,212	14,516	3,311	17,827	1,753	31,630
0117	Surplus Property Agency	109,570	400	109,970		9,953	9,953	400	99,617
0118	Search and Rescue	1,592		1,592		1,478	1,478		113

STATE OF IDAHO
STATEMENT OF ASSETS, LIABILITIES AND FUND BALANCES OF THE
RESTRICTED REVENUE AND BOND INTEREST AND REDEMPTION FUNDS AT JUNE 30, 1977

FUND NO.	FUND NAME	CASH WITH STATE TREASURER	ROTARY FUNDS	TOTAL ASSETS	OUT-STANDING ORDERS	OUT-STANDING WARRANTS	TOTAL LIABILITIES	ROTARY FUND RESERVES	FREE FUND BALANCE JUNE 30, 1977
0119	Public Employees Retirement	62,161	20,979	83,140	67,472	37,929	105,402	20,979	43,240-
0120	A.S.A.P. Fund	128,208	1,731	129,939	114,869	1,049	115,918	1,731	12,289
0124	Building Services	14,300		14,300					14,300
0125	Personnel Commission	53,246	1,553	54,799	3,847	49,041	52,888	1,553	357
0126	Motorbike Recreation	370,863		370,863	5,000	1,292	6,292		364,571
0128	Idaho Code	155,249		155,249		25,306	25,306		129,943
0129	Alcoholism Treatment	408,490		408,490					408,490
0130	Water Pollution Control Board								
0131	1955-59 State Building Bond Sn			51,240					51,240
0132	Water Pollution Control Bnd SF	51,240							
0133	Tax Anticipation Note Redemption				371,019	349,410	720,429		1,387,280
0990	Interaccounts	2,107,709		2,107,709	239,713	391,899	631,612		307,984
0991	Miscellaneous Receipts to App	939,597		939,597					
	GRAND TOTAL	<u>\$ 26,058,229</u>	<u>\$ 301,969</u>	<u>\$ 26,360,199</u>	<u>\$ 2,752,989</u>	<u>\$ 4,045,925</u>	<u>\$ 6,908,985</u>	<u>\$ 301,969</u>	<u>\$ 19,149,244</u>

STATE OF IDAHO
STATEMENT OF ASSETS, LIABILITIES AND FUND BALANCES OF THE
NON-OPERATING AND EMPLOYMENT SECURITY AGENCY FUNDS AT JUNE 30, 1977

FUND NO.	FUND NAME	A S S E T S			L I A B I L I T I E S			ROTARY FUND RESERVES	FREE FUND BALANCE JUNE 30, 1977
		CASH WITH STATE TREASURER	ROTARY FUNDS	TOTAL ASSETS	OUT- STANDING ORDERS	OUT- STANDING WARRANTS	TOTAL LIABILITIES		
0140	EMPLOYMENT SECURITY AGENCY FUND								
0141	Employment Security Agency Adm.	1,553,058	13,784	1,566,842		1,215,305	1,215,305	13,784	337,752
0142	Employment Security Clearing Act	7,220		7,220		2,237	2,237		4,983
0144	Employment Security Benefit Acct	317,984		317,984					317,984
	Employment Security Adm. & Reimb.	136,617		136,617					136,617
	TOTAL EMPLOYMENT SECURITY AGENCY FUND	\$ 2,014,880	\$ 13,784	\$ 2,028,665		\$ 1,217,542	\$ 1,217,542	\$ 13,784	\$ 797,337
	ENDOWMENT FUNDS								
0190	Agricultural College	735		735					735
0191	Charitable Institutions	12,788		12,788		12,000	12,000		788
0192	Normal School	7,143		7,143		7,000	7,000		143
0193	Penitentiary	528		528					528
0194	Public Building	374,400		374,400					374,400
0195	Public School	346		346					346
0196	School of Science	5,450		5,450		5,000	5,000		450
0197	State Hospital South	753		753					753
0198	University of Idaho	79,830		79,830		79,000	79,000		830
0199	Endowment Land Purchase Acct.								
	TOTAL ENDOWMENT FUNDS	\$ 481,977		\$ 481,977		\$ 103,000	\$ 103,000		\$ 378,977
	SUSPENSE AND TRUST								
0145	Horse Racing Suspense	2,925		2,925					2,925
0146	Outfitters and Guides Suspense	169		169		164	164		4
0147	Escheat Suspense	60,588		60,588					60,588
0148	Motor Carriers Special Fuels Suspense	142,914		142,914		6,443	6,443		136,470
0149	Fish and Game Suspense	186		186		12	12		174
0150	Highways Suspense	3,883,398		3,883,398		4,004	4,004		3,879,393
0151	Land Commissioners Suspense	856,742		856,742		30,005	30,005		826,737
0152	PUC Commission Suspense	533		533		221	221		312
0153	Financial Responsibility Suspense	1,751		1,751					1,751
0154	Water Resources Suspense	97,009		97,009		74,187	74,187		22,821
0155	Liquor Law Enforcement Suspense	52,872		52,872					52,872
0156	Board of Nursing Suspense	640		640					640
0157	1 Cent City Gas Tax	573,869		573,869					573,869
0158	State Treasurer's Suspense	90,971		90,971					90,971
0159	Income Tax Suspense	75,831		75,831		1,448	1,448		74,383
0160	Forester's Emergency Fire Suspense	19,900		19,900					19,900
0161	Occupational License Bureau Suspense	35,227		35,227		25	25		35,202
0162	County Fish and Game Suspense	13,706		13,706					13,706
0163	Narcotic Forfeiture	8,559		8,559					8,559
0165	Social Security Trust	470,752		470,752					470,752
0166	Lucky Peak Concession	9,544		9,544	3,860		3,860		5,684
0167	Land Commissioners Scale Trust	99,327		99,327	98	21,517	21,616		77,711
0168	Disaster Services	53,162		53,162	141	18,849	18,990		34,172
0169	Civil Defense Disaster Serv. Fed. Con.	391,783		391,783		384,164	384,164		7,618
0172	Public School Income	4,284,252		4,284,252					4,284,252
0173	University of Idaho Income	61,156		61,156					61,156
0174	Agriculture College Income	50,685		50,685					50,685

STATE OF IDAHO
STATEMENT OF ASSETS, LIABILITIES AND FUND BALANCES OF THE
NON-OPERATING AND EMPLOYMENT SECURITY AGENCY FUNDS AT JUNE 30, 1977

FUND NO.	FUND NAME	A S S E T S			L I A B I L I T I E S			ROTARY FUND RESERVES	FREE FUND BALANCE JUNE 30, 1977
		CASH WITH STATE TREASURER	ROTARY FUNDS	TOTAL ASSETS	OUT- STANDING ORDERS	OUT- STANDING WARRANTS	TOTAL LIABILITIES		
		\$	\$	\$	\$	\$	\$	\$	\$
	SUSPENSE AND TRUST FUNDS (Continued)								39,177
0175	School of Science Income	39,177		39,177					
0176	Normal School Income								
0177	Charitable Institutions Income								49,894
0179	Abandon Property Trust	49,894		49,894					
0180	National Forest Reserve								2,666
0188	Firemen's Retirement	91,171		91,171	45	88,459	88,505		2,270,749
0189	Forest Management	2,368,267	12,025	2,380,292	14,419	83,098	97,518	12,025	28,261
0202	Park Donation	28,465		28,465		203	203		122,164
0205	Retained Risk Fund	145,624		145,624	9,768	13,691	23,459		22,128
0208	Commodity Distribution	23,944		23,944		1,815	1,815		11,291
0210	Finance Suspense	11,411		11,411		120	120		18,566
0211	Brand Suspense	18,566		18,566					423
0213	Continuing Education Suspense	525		525		102	102		447,616
0214	City County Highway Holding Suspense	447,616		447,616					770
0215	Factory Build Housing	3,008		3,008		2,237	2,237		13,576
0218	Attorney General Suspense	13,576		13,576					41,086
0219	Secretary of State Suspense Fund	42,519		42,519		1,432	1,432		145,591
0225	Rural Rehabilitation Fund	159,097		159,097		13,506	13,506		269
0230	Revenue Sharing Trust	269		269					851
0231	Anti-Reces Fiscal Asst	851		851					100,000
0250	Income Tax Building Fund Suspense	100,000		100,000					722
0251	Department of Education Suspense	793		793		71	71		97,836
0252	Public Employees Retirement Suspense	2,091,035		2,091,035		1,993,198	1,993,198		129
0253	Supplemental Retirement	1,858		1,858		1,729	1,729		3,487
0254	Agriculture Admin Suspense	3,742		3,742		255	255		16,656
0258	Timber Fire Protection	16,656		16,656					360
0260	Public School Income	360		360					60
0261	Admin-Vender Suspense	60		60					1,089,287
0263	Inheritance Tax Refund	1,110,931		1,110,931		21,644	21,644		53
0265	Department of Insurance Suspense	303		303		250	250		2,161,797
0266	10% Timber & Grazing Lease	2,323,337		2,323,337	66,733	94,806	161,539		
0267	General Fund Interest Suspense								
0271	BSC Payroll Suspense								1,377
0272	Lewis & Clark Payroll Suspense	1,377		1,377					757
0273	Savings and Loan	757		757					1,118
0274	Bi-Centennial Contribution	1,118		1,118					1,439,794
0275	State Payroll Trust	1,442,223		1,442,223		2,428	2,428		
0279	Inheritance Tax County	4,123		4,123		4,123	4,123		26,783
0281	School Information System	27,921		27,921	1,124	13	1,138		263,642
0282	Idaho Building Code Fund	320,196		320,196		56,554	56,554		776,831
0284	Group Insurance Fund	785,011		785,011	1,627	6,552	8,179		430
0288	Governor's National Conference	430		430					
	TOTAL SUSPENSE AND TRUST FUNDS	\$ 23,014,687	\$ 12,025	\$ 23,026,712	\$ 97,818	\$ 2,927,337	\$ 3,025,155	\$ 12,025	\$ 19,989,531

STATE OF IDAHO
STATEMENT OF ASSETS, LIABILITIES AND FUND BALANCES OF THE
NON-OPERATING AND EMPLOYMENT SECURITY AGENCY FUND AT JUNE 30, 1977

FUND NO.	FUND NAME	A S S E T S			L I A B I L I T I E S			ROTARY FUND RESERVES	FREE FUND BALANCE JUNE 30, 1977
		CASH WITH STATE TREASURER	ROTARY FUNDS	TOTAL ASSETS	OUT- STANDING ORDERS	OUT- STANDING WARRANTS	TOTAL LIABILITIES		
		\$	\$	\$	\$	\$	\$	\$	\$
	FEDERAL FUNDS								
0301	Urban Planning Project	106,149		106,149		42,006	42,006		64,143
0302	State Planning Comm. & Dev.	67,376	2,731	70,107		7,493	7,493	2,731	59,882
0305	Meat Inspection Federal	242,876		242,876		52,806	52,806		190,070
0307	Potato Statistic	42,228		42,228		160	160		42,068
0308	Wheat Statistic	5,376		5,376		26	26		5,350
0309	Egg Production Inspection	45,887		45,887		10,123	10,123		35,764
0310	Water Resource Plan	10,128		10,128					10,128
0311	FHA Grant Water Sewer St	57,195		57,195		8,333	8,333		48,862
0313	Transportation Study								
0314	Child Development								
0316	School Lunch	616,761		616,761	1,234	324,157	325,392		291,369
0317	Indian Education	8,865		8,865	88	400	488		8,376
0318	Elementary Secondary Education Act	312,906		312,906	21,494	186,895	208,390		104,515
0321	Veterans Approval	47,243		47,243	1,331	5,069	6,401		40,842
0322	Adult Basic Education	57,280		57,280	909	46,867	47,776		9,504
0323	Neighborhood Youth Project								
0324	Education Professional Dev.	18,041		18,041	50,775		50,775		32,734-
0325	Drivers Rehabilitation	37,876		37,876	890	24,910	25,801		12,074
0326	Title I Continuing Education	70,286		70,286	50,374	65,405	115,779		45,493-
0327	State Commission of Higher Education	3,152		3,152	3,152		3,152		
0329	Special Education Teachers Training	27,326		27,326	397	7,991	8,388		18,937
0330	Vocational Education Act 63	86,513		86,513	893,396	51,987	945,384		858,871-
0331	MDTA	23,744		23,744		23,498	23,498		245
0332	Corp of Engineer	2,783		2,783					2,783
0333	Federal Disability Determinations	43,645	2,348	45,993	60,600	43,240	103,840	2,348	60,195-
0334	Vocational Rehabilitation	498,226		498,226	1,957,875	245,788	2,203,663		1,705,436-
0335	Bi-Centennial Grant								
0337	Waste Well Water	5,047		5,047					5,047
0338	Office of Energy	10		10					10
0339	State River Basin								
0341	Library Service Act	42,363		42,363	15,555	26,808	42,363		
0343	Vocational Education Advisory Council	31,980		31,980		3,119	3,119		28,861
0344	Education - Federal								
0346	Inner Govt. Personnel Grant								
0347	Building Codes Stand	39,260		39,260					39,260
0350	Deaf & Blind Public Law 89-10	67,876		67,876	880	28,935	29,815		38,060
0354	Title VI - Lewis & Clark	1,064		1,064	1,010		1,010		54
0358	Assess. Dev. Training Program	713		713					713
0359	Bi-Centennial Commission								
0360	National Science Fund	215		215					215
0361	Pacific Northwest Regional Comm.	357,520		357,520	13,422	56,325	69,747		287,772
0362	Lava Hot Springs Outdoor Rec.	5		5					5
0365	Federal Bureau Outdoor Rec.	657,397		657,397	454,484	64,289	540,946		138,622
0366	WIN - On the Job Training	1,552		1,552					1,552
0367	State PEP Program	32		32					32
0368	Idaho Anti-Shoplifting Program								

STATE OF IDAHO
STATEMENT OF ASSETS, LIABILITIES AND FUND BALANCES OF THE
NON-OPERATING AND EMPLOYMENT SECURITY AGENCY FUNDS AT JUNE 30, 1977

FUND NO.	FUND NAME	A S S E T S			L I A B I L I T I E S			ROTARY FUND RESERVES	FREE FUND BALANCE JUNE 30, 1977
		CASH WITH STATE TREASURER	ROTARY FUNDS	TOTAL ASSETS	OUT- STANDING ORDERS	OUT- STANDING WARRANTS	TOTAL LIABILITIES		
		\$	\$	\$	\$	\$	\$	\$	\$
0369	FEDERAL FUNDS (Continued)								
	Idaho Traffic Commission	61,922	820	62,742	130,600	28,759	159,359	820	97,437-
0370	Law Enforcement Crime Co.	453,354	6,440	459,795		160,903	160,903	6,440	292,451
0372	Uniform Approach - Nursing Educ	8,925		8,925	3,471	5,446	8,917		8
0373	Human Rights - Federal	8,932		8,932					8,932
0374	Model Cities - NYC								
0375	Law Enforcement Planning - Att. Gen.	365		365		365	365		
0376	Pen - LEP & LEPC	104,567		104,567		7,415	7,415		97,151
0377	Drug Control - LEP								
0378	Mag. Division of D.C. - LEP	15,001		15,001		4,581	4,581		10,420
0379	Idaho Commission for Blind	73,414	263	73,678	22,439	36,998	59,437	263	13,976
0380	Idaho Commission Arts & Humanities	4,015		4,015		1,270	1,270		2,745
0381	Coast Guard Boat Safety	101,946		101,946		6,324	6,324		95,621
0382	Idaho Alcohol Action	5,177		5,177					5,177
0386	Idaho Criminal Justice Info. System	76,186		76,186	95,900	50,153	146,053		69,866-
0387	HUD Disaster	1,319		1,319					1,319
0388	Alt. Energy State Building								
0389	Land Federal Fund	313,672		313,672		15,080	15,080		298,592
0390	Manpower Dev. T.A.	45,386		45,386		42,373	42,373		3,013
0391	Idaho Office of Aging Adm.	163,869	3,762	167,632		41,750	41,750	3,762	122,119
0392	Office on Aging	215,778		215,778		99,992	99,992		115,786
0394	Penitentiary ESEA	5,179		5,179		58	58		5,121
0395	Work Incentive	2,542		2,542		1,739	1,739		803
0398	Historical Preservation	44,333		44,333	17,613	2,381	19,995		24,338
0400	State & Local Fiscal Assistance Act	2,425		2,425	2,425		2,425		
	TOTAL FEDERAL FUNDS	\$ 5,345,231	\$ 16,366	\$ 5,361,598	\$ 3,800,323	\$ 1,832,235	\$ 5,654,729	\$ 16,366	\$ (287,326-)
	GRAND TOTALS	\$ 30,856,778	\$ 42,176	\$ 30,898,953	\$ 3,898,141	\$ 6,080,115	\$ 10,000,428	\$ 42,176	\$ 20,878,521

EXHIBIT "B"

STATE OF IDAHO
ANALYSIS OF CHANGES IN FUND BALANCE - ALL FUNDS
TWELVE MONTHS PERIOD ENDING JUNE 30, 1977

	GENERAL FUND	RESTRICTED REVENUE FUND (Schedule B-1)	PERMANENT BUILDING FUND	WATER POLLUTION FUND	HEALTH TRUST FUND	COOPERATIVE WELFARE FUND	HIGHWAY FUND	FISH AND GAME FUND	TOTAL OPERATING FUND	LIQUOR FUND	STATE INSURANCE FUND	NON- OPERATING FUND (Schedule B-2)	TOTAL COMBINED FUND
UNEXPENDED FUND BALANCE													
July 1, 1976 Beginning Balance	(1,088,623.84)	17,588,892.96	7,461,266.23	11,729,183.01	8,062.56	(191,661.59)	11,150,926.13	(36,934.03)	46,621,111.43	245,555.07	274,782.44	20,940,473.23	68,081,922.17
Ending Orders June 30, 1976	14,011,979.50	2,490,085.95	138,115.33			1,004,243.05	8,157,269.62	580,866.56	26,382,560.01	3,107.64	231,657.80	4,576,138.92	31,193,464.37
Prior Biennium Cancelled Warrants	3,812.02	49,747.93				38,673.23	491.22	384.50	93,108.90	952.56		16,771.37	110,832.83
FUND BALANCES	\$ 12,927,167.68	\$ 20,128,726.84	\$ 7,599,381.56	\$ 11,729,183.01	\$ 8,062.56	\$ 851,254.69	\$ 19,308,686.97	\$ 544,317.03	\$ 73,096,780.34	\$ 249,615.27	\$ 506,440.24	\$ 25,533,383.52	\$ 99,386,219.37
ADDITIONS													
Receipts and Collections	285,033,573.49	199,024,830.27	4,320,082.36	1,583,149.21		67,822,754.32	123,543,873.03	8,693,626.68	690,021,889.36	33,302,613.88	14,865,193.95	680,025,860.08	1,418,215,557.27
Transfers from Other Funds	84,359,139.26	126,030,093.40	3,236,294.95	2,972,277.51		55,889,486.98	456,893.90		272,944,186.00	56.93	12,201.69	143,026,758.93	415,983,203.55
TOTAL CURRENT ADDITIONS	\$ 369,392,712.75	\$ 325,054,923.67	\$ 7,556,377.31	\$ 4,555,426.72		\$ 123,712,241.30	\$ 124,000,766.93	\$ 8,693,626.68	\$ 962,966,075.36	\$ 33,302,670.81	\$ 14,877,395.64	\$ 823,052,619.01	\$ 1,834,198,760.82
DEDUCTIONS													
Agency Expenditure Adj. Credit	(8,934,656.12)	(3,100,675.93)	(163,062.85)			(13,540,527.57)	(1,816,219.54)	(3,446,756.88)	(31,001,898.89)	(47,979.66)	(94,913.86)	(4,417,091.57)	(35,561,883.98)
Agency Expenditure Adj. Charge	3,632,826.51	6,836,123.27	134,259.60			13,359,395.17	958,054.67	3,446,756.88	28,367,416.10	47,979.66	80,791.79	7,065,696.43	35,561,883.98
Inter-Agency Service Charge	1,236.00	45,527.92				28,443.80	937.00	62.00	76,206.72			31,544.12	187,750.84
Inter-Agency Service Credits	(31,350.67)	(53,304.10)				(23,001.07)			(107,655.36)			(95.00)	(107,750.84)
Expenditures	119,886,709.28	220,899,166.92	9,290,251.29	1,131,375.00		120,279,579.41	106,861,363.59	7,393,502.77	585,741,948.26	27,463,514.55	15,297,511.87	787,605,244.57	1,416,108,219.25
Inter-Account Service Charge	2,084,024.24	1,573,943.31	47,568.23			2,477,515.19	370,296.73	216,336.71	6,769,684.41	76,606.45	10,500.00	688,717.72	7,545,508.58
Inter-Account Service Credit		(7,545,508.58)							(7,545,508.58)				(7,545,508.58)
SUB TOTAL DEDUCTIONS	\$ 116,638,789.24	\$ 218,655,272.81	\$ 9,309,016.27	\$ 1,131,375.00		\$ 122,581,404.93	\$ 106,374,432.45	\$ 7,609,901.48	\$ 582,300,192.18	\$ 27,540,121.00	\$ 15,293,889.80	\$ 790,974,016.27	\$ 1,416,108,219.25
Ending Outstanding Orders	5,081,538.94	2,752,988.53	18,268.14			2,538,200.89	4,759,262.91	1,173,350.52	16,323,609.93	4,989.54	23,601.31	3,898,141.45	20,250,342.23
Transfers to Other Funds		104,516,073.14	566,961.63		8,062.56		16,753,568.25	31,833.57	121,876,499.17	5,559,215.76	42,268.56	32,835,323.57	160,313,307.06
Transfers to Other Funds (Tax Antic Notes)	116,000,000.00								116,000,000.00				116,000,000.00
Legislative Grants to Other Funds	141,701,589.99								141,701,589.99				141,701,589.99
SUB TOTAL DEDUCTIONS	\$ 262,783,128.93	\$ 107,269,061.67	\$ 585,229.79		\$ 8,062.56	\$ 2,538,200.89	\$ 21,512,831.16	\$ 1,205,184.09	\$ 395,901,699.09	\$ 5,564,205.30	\$ 65,869.87	\$ 36,733,465.02	\$ 438,265,239.28
TOTAL DEDUCTIONS	379,421,918.17	325,924,334.48	9,894,246.06	1,131,375.00	8,062.56	125,119,605.82	127,887,263.61	8,815,085.57	978,201,891.27	33,104,326.30	15,359,759.67	827,707,481.29	1,854,373,458.53
NET INCREASE OR DECREASE	(10,029,205.42)	869,410.81	(2,337,868.75)	3,424,051.72		1,407,364.52	(3,886,496.68)	(121,458.89)	(15,235,815.91)	198,344.51	(482,364.03)	(4,654,862.28)	(20,174,697.71)
FUND BALANCE JUNE 30, 1977	\$ 2,897,962.26	\$ 19,259,316.03	\$ 5,261,512.81	\$ 15,153,234.73		\$ (556,109.83)	\$ 15,422,190.29	\$ 422,858.14	\$ 57,860,964.43	\$ 447,959.78	\$ 24,076.21	\$ 20,878,521.24	\$ 79,211,521.66

STATE OF IDAHO
STATEMENT OF FUND CHANGES
MISCELLANEOUS RESTRICTED REVENUE AND BOND INTEREST AND REDEMPTION FUNDS
AT JUNE 30, 1977

FUND NO.	FUND NAME	FUND ADDITIONS			FUND DEDUCTIONS			FREE FUND BALANCE 06-30-77
		FUND BALANCE 07-01-76	RECEIPTS	TRANSFERS INTO	TOTAL AVAILABLE	TOTAL EXPENDED	OUTSTANDING ORDERS 06-30-77	TRANSFERS OUT OF
AGENCY:	008011							
	COUNTY RECEIPTS							
0014	Judges Retirement		222,709		222,709			222,709
0055	Public Utilities Commission Board		19,704		19,704			19,704
0103	Forest Protection Trust Fund		398,658		398,658			398,658
0104	U.S. Clark McNary		6,348		6,348			6,348
0110	Motor Vehicle Bureau		4,920,600		4,920,600			4,920,600
0118	Search and Rescue		3,691		3,691			3,691
0126	Motorbike Recreation		2,694		2,694			2,694
0128	Idaho Code		127,235		127,235			127,235
0132	Water Pollution Control Bnd. S.F.		147,719		147,719			147,719
	AGENCY TOTAL		\$ 5,849,362		\$ 5,849,362			\$ 5,849,362
AGENCY:	010200							
	BUDGET POLICY PLANNING DIVISION							
0017	State Planning Agency		27,816	283,179	310,995	278,095		29,500
0990	Inter-accounts	4,713		5,399	10,113	3,400		6,713
0991	Miscellaneous Receipts to App.	35			35			35
	AGENCY TOTAL	\$ 4,748	\$ 27,816	\$ 288,578	\$ 321,143	\$ 281,495		\$ 36,213
AGENCY:	010301							
	GOVERNOR'S OFFICE							
0084	Governor's Emergency Fund		20,267	278,778	399,046	20,306		360,033
0991	Miscellaneous Receipts to App.	327			327			327
	AGENCY TOTAL	\$ 327	\$ 20,267	\$ 378,778	\$ 399,374	\$ 20,306		\$ 360,033
AGENCY:	010309							
	TOURISM AND INDUSTRIAL DEV.							
0016	Idaho Dev. & Publicity	21,901	23,540	111,067	156,509	131,236	3,547	13,014
0114	Sales Tax		271		271			271
	AGENCY TOTAL	\$ 21,901	\$ 23,812	\$ 111,067	\$ 156,781	\$ 131,236	\$ 3,547	\$ 13,014
AGENCY:	010402							
	RETIREMENT SYSTEM							
0119	Public Employees Retirement	54,547	6,842	777,669	839,059	662,244	67,472	43,240-
	AGENCY TOTAL	\$ 54,547	\$ 6,842	\$ 777,669	\$ 839,059	\$ 662,244	\$ 67,472	\$ 43,240-
AGENCY:	012101							
	INVESTMENT BOARD							
0071	Penitentiary Income		323,662		323,662			323,662
0074	Investment Board Expense	99,923	51,426		151,350	148,456		2,893
0092	State Hospital South Income		205,702		205,702			205,702
	AGENCY TOTAL	\$ 99,923	\$ 580,792		\$ 680,715	\$ 148,456		\$ 532,259

STATE OF IDAHO
STATEMENT OF FUND CHANGES
MISCELLANEOUS RESTRICTED REVENUE AND BOND INTEREST AND REDEMPTION FUNDS
AT JUNE 30, 1977

FUND NO.	FUND NAME	FUND ADDITIONS			FUND DEDUCTIONS			FREE FUND BALANCE 06-30-77
		FUND BALANCE 07-01-76	RECEIPTS	TRANSFERS INTO	TOTAL AVAILABLE	TOTAL EXPENDED	OUTSTANDING ORDERS 06-30-77	
AGENCY:	016003							
	IDAHO OFFICE ON AGING							
0017	State Planning Agency		279,779		279,779		279,779	
	AGENCY TOTAL		\$ 279,779		\$ 279,779		\$ 279,779	
AGENCY:	016005							
	BLIND COMMISSION							
0991	Miscellaneous Receipts to App.	14,756	23,319		38,075	28,198		9,877
	AGENCY TOTAL	\$ 14,756	\$ 23,319		\$ 38,075	\$ 28,198		\$ 9,877
AGENCY:	017001							
	MILITARY DIVISION							
0084	Governor's Emergency Fund	34,877	910	100,000	135,787	114,618	21,165	3
0100	Idaho National Guard Ed. Encour	37,112	241	60,000	97,354	50,182	47,172	
0106	Armory Construction	16,996	313,724		330,720	18,805		311,915
0107	Adjutant General Receipts	85,250	807,986		893,236	826,376	152	66,707
	AGENCY TOTAL	\$ 174,237	\$ 1,122,861	\$ 160,000	\$ 1,457,099	\$ 1,009,982	\$ 68,489	\$ 378,626
AGENCY:	030000							
	ADMINISTRATION DEPARTMENT							
0114	Sales Tax		3		3		3	
0117	Surplus Property Agency	128,886	143,729		272,615	170,570	2,427	99,617
0124	Building Services	14,300			14,300			14,300
0990	Inter-accounts	504,360		5,725,014	6,229,374	5,357,235	365,163	186,209
0991	Miscellaneous Receipts to App.		314,461	1,075	315,536	24	315,536	24
	AGENCY TOTAL	\$ 647,546	\$ 458,193	\$ 5,726,089	\$ 6,831,829	\$ 5,527,781	\$ 365,163	\$ 300,151
AGENCY:	030401							
	PERSONNEL COMMISSION							
0125	Personnel Commission	13,227	902,356		915,584	777,307	3,847	357
	AGENCY TOTAL	\$ 13,227	\$ 902,356		\$ 915,584	\$ 777,307	\$ 3,847	\$ 357
AGENCY:	047501							
	STATE TAX COMMISSION							
0013	Election Campaign		45,636		45,636		45,636	
0016	Idaho Dev. & Publicity		111,067		111,067		111,067	
0048	Aeronautics		594,777		594,777		594,777	
0090	Central Tumor Regis.		55,000		55,000		55,000	
0108	State Income Tax Refund	400,000	36,163,184	8,321	36,571,506	32,505,750	3,665,755	400,000
0109	Waterways Improvement		444,627		444,627		444,627	
0112	Motor Fuels Refund	37,012	2,840,587		2,877,599	2,510,674	216,925	150,000
0114	Sales Tax	4,583,913	103,624,394	235,163	108,443,471	20,254,525	82,912,253	5,276,692
0126	Motorbike Recreation		444,627		444,627		444,627	
0990	Inter-accounts	2,138			2,138			2,138
0991	Miscellaneous Receipts to App.	5,549	1,772		7,321	1,642		5,679
	AGENCY TOTAL	\$ 5,028,613	\$ 144,325,674	\$ 243,484	\$ 149,597,772	\$ 55,272,593	\$ 88,490,669	\$ 5,834,509

STATE OF IDAHO
STATEMENT OF FUND CHANGES
MISCELLANEOUS RESTRICTED REVENUE AND BOND INTEREST AND REDEMPTION FUNDS
AT JUNE 30, 1977

		FUND ADDITIONS			FUND DEDUCTIONS			FREE FUND	
FUND NO.	FUND NAME	FUND BALANCE 07-01-76	RECEIPTS	TRANSFERS INTO	TOTAL AVAILABLE	TOTAL EXPENDED	OUTSTANDING ORDERS 06-30-77	TRANSFERS OUT OF	BALANCE 06-30-77
AGENCY:	050000								
	FINANCE DEPARTMENT								
0064	State Cemetery Board	2,984	385		3,369	375		3	2,990
0070	Credit Union Audit Fund	9,180	61,115		70,296	54,526	1,296	989	13,484
0114	Sales Tax		14		14			14	
0990	Inter-accounts	2,741		10,500	13,241	10,075	424		2,741
0991	Miscellaneous Receipts to App.	1,790	1,127		2,918				2,918
	AGENCY TOTAL	\$ 16,697	\$ 62,642	\$ 10,500	\$ 89,840	\$ 64,977	\$ 1,721	\$ 1,006	\$ 22,134
AGENCY:	062006								
	INSURANCE DEPARTMENT								
0082	Title Insurance	16,934			16,934				16,934
0991	Miscellaneous Receipts to App.	166	109		276				276
	AGENCY TOTAL	\$ 17,100	\$ 109		\$ 17,210				\$ 17,210
AGENCY:	070000								
	LABOR & INDUSTRIAL SERVICE								
0054	Electrical Board	70,695	750,560	49	821,305	704,254	1,500	27,781	87,768
0056	State Plumbing Board	295,564	291,113		586,677	351,558	112	10,102	224,904
0991	Miscellaneous Receipts to App.		2,165		2,165				2,165
	AGENCY TOTAL	\$ 366,259	\$ 1,043,839	\$ 49	\$ 1,410,148	\$ 1,055,813	\$ 1,612	\$ 37,884	\$ 314,839
AGENCY:	081001								
	AGRICULTURE DEPARTMENT								
0021	Agriculture Inspection	169,255	122,264		291,519	102,136		3,947	185,435
0022	Bee Inspection	7,238	10,595		17,834	6,397		597	10,838
0023	Fresh Fruit & Vegetable Insp.	778,714	2,965,741	26	3,744,482	2,754,250	5,574	25,485	959,172
0027	Public Livestock Market	6,074	2,200		8,274	690		352	7,231
0028	Sheep Commission	77,890	106,249		184,139	116,597		2,753	64,789
0029	Commercial Feed & Fertilizer	79,835	147,199		227,034	144,642	1,355	5,659	75,378
0030	Idaho Prune Advt. Dev.	11,512	5,704		17,217	3,895		197	13,124
0032	Economic Poison	78,336	48,985		127,321	39,610		1,536	86,174
0033	Livestock Disease Control	165,909	55,920	174,683	396,512	128,298		5,034	263,179
0034	Dairy Industry & Insp.	21,855	134,525		156,380	127,068		4,402	24,909
0035	Honey Advertising	10,138	5,234		15,372	3,560		265	11,546
0038	Egg Inspection	34,515	45,863		80,379	40,482		1,944	37,952
	AGENCY TOTAL	\$ 1,441,276	\$ 3,650,483	\$ 174,709	\$ 5,266,469	\$ 3,467,631	\$ 6,929	\$ 52,177	\$ 1,739,731
AGENCY:	091101								
	APPLE COMMISSION								
0020	Idaho Apple Commission	10,999	24,667		35,667	16,988		381	18,297
	AGENCY TOTAL	\$ 10,999	\$ 24,667		\$ 35,667	\$ 16,988		\$ 381	\$ 18,297
AGENCY:	091102								
	IDAHO BEAN COMMISSION								
0025	Idaho Bean Market & Prom.	98,704	69,259		167,963	93,382		2,161	72,420
	AGENCY TOTAL	\$ 98,704	\$ 69,259		\$ 167,963	\$ 93,382		\$ 2,161	\$ 72,420

STATE OF IDAHO
STATEMENT OF FUND CHANGES
MISCELLANEOUS RESTRICTED REVENUE AND BOND INTEREST AND REDEMPTION FUNDS
AT JUNE 30, 1977

FUND NO.	FUND NAME	FUND ADDITIONS			FUND DEDUCTIONS			FREE FUND BALANCE 06-30-77
		FUND BALANCE 07-01-76	RECEIPTS	TRANSFERS INTO	TOTAL AVAILABLE	TOTAL EXPENDED	OUTSTANDING ORDERS 06-30-77	
AGENCY: 091104	IDAHO CHERRY COMMISSION							
0019	Cherry Commission Fund	2,154	9,905		12,060	9,923	271	1,865
	AGENCY TOTAL	2,154	9,905		12,060	9,923	271	1,865
AGENCY: 091105	DAIRY PRODUCTS COMMISSION							
0018	Idaho Dairy Products Commission	208,623	634,686		843,309	654,879	870	178,642
0114	Sales Tax		6		6		6	
	AGENCY TOTAL	208,623	634,693		843,316	654,879	870	178,642
AGENCY: 091106	POTATO COMMISSION							
0031	Idaho Potato and Onion	178,500	2,154,944		2,333,444		2,064,231	269,213
	AGENCY TOTAL	178,500	2,154,944		2,333,444		2,064,231	269,213
AGENCY: 091108	WHEAT COMMISSION							
0026	Idaho Wheat Commission	343,263	541,202		884,466	442,105	9,302	433,057
	AGENCY TOTAL	343,263	541,202		884,466	442,105	9,302	433,057
AGENCY: 092008	ATHLETIC COMMISSION							
0046	Athletic Commission	74	2,650		2,724	675	809	1,239
	AGENCY TOTAL	74	2,650		2,724	675	809	1,239
AGENCY: 092102	PHARMACY BOARD							
0049	State Pharmacy Board	65,016	84,330		149,347	100,295	1,284	45,752
0061	Tri-Prescription Program	13,408	13,642		27,050	11,538	3,221	12,290
	AGENCY TOTAL	78,425	97,972		176,397	111,833	1,284	58,043
AGENCY: 092103	ACCOUNTANCY BOARD							
0057	State Board of Accountancy	24,592	59,245		83,837	44,910	148	35,957
	AGENCY TOTAL	24,592	59,245		83,837	44,910	148	35,957
AGENCY: 092105	DENTISTRY BOARD							
0060	Idaho State Dental Board	34,218	49,054	368	83,640	39,562	3,347	40,729
	AGENCY TOTAL	34,218	49,054	368	83,640	39,562	3,347	40,729
AGENCY: 092107	ENGINEERING EXAMINERS BOARD							
0050	Professional Engineers	55,817	67,493		123,310	59,097	8,344	55,868
	AGENCY TOTAL	55,817	67,493		123,310	59,097	8,344	55,868

STATE OF IDAHO
STATEMENT OF FUND CHANGES
MISCELLANEOUS RESTRICTED REVENUE AND BOND INTEREST AND REDEMPTION FUNDS
AT JUNE 30, 1977

FUND NO.	FUND NAME	FUND ADDITIONS			FUND DEDUCTIONS			FREE FUND BALANCE 06-30-77
		FUND BALANCE 07-01-76	RECEIPTS	TRANSFERS INTO	TOTAL AVAILABLE	TOTAL EXPENDED	OUTSTANDING ORDERS 06-30-77	
AGENCY:	092110							
	MEDICINE BOARD							
0045	State Board of Medicine	81,671	78,571		160,242	61,117	5,915	93,209
	AGENCY TOTAL	\$ 81,671	\$ 78,571		\$ 160,242	\$ 61,117	\$ 5,915	\$ 93,209
AGENCY:	092111							
	NURSING BOARD							
0053	Board of Nursing	56,696	253,025		309,722	136,715	1,286	150,795
	AGENCY TOTAL	\$ 56,696	\$ 253,025		\$ 309,722	\$ 136,715	\$ 1,286	\$ 150,795
AGENCY:	092112							
	OCCUPATIONAL LICENSE BUREAU							
0041	Occupational License Bureau	37,277	187,492		224,770	199,103	12,029	13,637
0047	Optometry Board		2,160		2,160		2,160	
0990	Inter-accounts	720			720			720
	AGENCY TOTAL	\$ 37,997	\$ 189,652		\$ 227,650	\$ 199,103	\$ 14,189	\$ 14,357
AGENCY:	092114							
	PUBLIC WORKS CONTRACTORS BOARD							
0051	Contractors State License Board	177,909	115,094		293,003	102,422	454	182,922
	AGENCY TOTAL	\$ 177,909	\$ 115,094		\$ 293,003	\$ 102,422	\$ 454	\$ 182,922
AGENCY:	092115							
	REAL ESTATE COMMISSION							
0044	Idaho Real Estate Brokers Cm.	91,678	231,708		323,386	232,245	4,225	63,253
0059	Real Estate Res. & Rec.	46,756	248,316		295,072	197,749		87,187
0114	Sales Tax		964		964			964
	AGENCY TOTAL	\$ 138,434	\$ 480,988		\$ 619,423	\$ 429,995	\$ 4,225	\$ 150,440
AGENCY:	092116							
	PROFESSIONAL GEOLOGIST BOARD							
0068	Registered Geologist Board	11,751	10,583		22,334	10,876	1,133	10,325
	AGENCY TOTAL	\$ 11,751	\$ 10,583		\$ 22,334	\$ 10,876	\$ 1,133	\$ 10,325
AGENCY:	092117							
	OPTOMETRY BOARD							
0047	Optometry Board	6,768		2,160	8,928	5,979	709	2,238
	AGENCY TOTAL	\$ 6,768		\$ 2,160	\$ 8,928	\$ 5,979	\$ 709	\$ 2,238
AGENCY:	092119							
	CERTIFIED SHORTHAND REPORTERS							
0015	Certified Shorthand Reporters	2,339	2,615		4,954	1,197	133	3,623
	AGENCY TOTAL	\$ 2,339	\$ 2,615		\$ 4,954	\$ 1,197	\$ 133	\$ 3,623

STATE OF IDAHO
STATEMENT OF FUND CHANGES
MISCELLANEOUS RESTRICTED REVENUE AND BOND INTEREST AND REDEMPTION FUNDS
AT JUNE 30, 1977

		FUND ADDITIONS			FUND DEDUCTIONS				
FUND NO.	FUND NAME	FUND BALANCE 07-01-76	RECEIPTS	TRANSFERS INTO	TOTAL AVAILABLE	TOTAL EXPENDED	OUTSTANDING ORDERS 06-30-77	TRANSFERS OUT OF	FREE FUND BALANCE 06-30-77
AGENCY:	093102	\$	\$	\$	\$	\$	\$	\$	\$
	OUTFITTERS AND GUIDES BOARD								
0063	Outfitters and Guides	64,949	52,814		117,763	47,146		2,588	68,029
	AGENCY TOTAL	\$ 64,949	\$ 52,814		\$ 117,763	\$ 47,146		\$ 2,588	\$ 68,029
AGENCY:	100000								
	CORRECTIONS								
0071	Penitentiary Income	53,803		340,657	394,461	342,828	42,859		8,773
0990	Inter-accounts	7,711			7,711				7,711
0991	Miscellaneous Receipts to App.	72,791	155,704		228,496	141,392	43,003	102	43,998
	AGENCY TOTAL	\$ 134,306	\$ 155,704	\$ 340,657	\$ 630,668	\$ 484,200	\$ 85,862	\$ 102	\$ 60,482
AGENCY:	110000								
	LAW ENFORCEMENT								
0033	Livestock Disease Control		174,683		174,683			174,683	
0036	Unclaimed Animal Proc.	29,854	6,199		36,053	19,254		5,086	11,712
0052	State Brand Inspector	272,309	851,859		1,124,168	777,868	11,878	20,300	314,121
0055	Public Utilities Comm. Board		176,766		176,766			176,766	
0058	Idaho Horse Racing Act	50,424	154,730		205,155	154,592	1,920	7,189	41,452
0110	Motor Vehicle Bureau	337,010	3,286,818	5,331,953	8,955,782	7,624,851	285,229	1,015,701	30,000
0111	Drivers Training		886,822		886,822			886,822	
0113	Liquor Law Enforcement	32,000	2,775	387,259	322,034	236,746	8,000	67,287	10,000
0114	Sales Tax		220,669		220,669			220,669	
0118	Search and Rescue	1,955		3,691	5,647	5,489		44	113
0120	A.S.A.P. Fund			533,669	533,669	419,800	113,869		
0990	Inter-accounts	9,931		5,937	15,869				15,869
0991	Miscellaneous Receipts to App.	3,646	2,571-		1,075			1,075	
	AGENCY TOTAL	\$ 737,133	\$ 5,758,751	\$ 6,162,511	\$ 12,658,396	\$ 9,238,601	\$ 420,898	\$ 2,575,626	\$ 423,269
AGENCY:	120500								
	STATE BOARD EDUCATION OFF								
0991	Miscellaneous Receipts to App.								
	AGENCY TOTAL								
AGENCY:	121000								
	EDUCATION DEPARTMENT								
0073	Professional Practices Comm.	31,968	58,336		90,304	48,439	286	2,940	38,637
0111	Drivers Training	1,242,253	350	886,822	2,129,425	914,733	411,250	12,958	790,482
0114	Sales Tax		6		6			6	
0991	Miscellaneous Receipts to App.	49,207	77,331		126,538	92,901	1,727	3,094	28,815
	AGENCY TOTAL	\$ 1,323,428	\$ 136,023	\$ 886,822	\$ 2,346,274	\$ 1,056,074	\$ 413,263	\$ 19,000	\$ 857,935
AGENCY:	122000								
	DEAF & BLIND SCHOOL								
0077	State School for D & B Income	15,264		20,984	36,249	31,357			4,891
0086	School of Deaf & Blind	6,486		6,668	13,155	5,555			7,599
0991	Miscellaneous Receipts to App.	22,200	19,984		42,184	39,927			2,256
	AGENCY TOTAL	\$ 43,950	\$ 19,984	\$ 27,653	\$ 91,588	\$ 76,840			\$ 14,747

STATE OF IDAHO
STATEMENT OF FUND CHANGES
MISCELLANEOUS RESTRICTED REVENUE AND BOND INTEREST AND REDEMPTION FUNDS
AT JUNE 30, 1977

		FUND ADDITIONS			FUND DEDUCTIONS			FREE FUND	
FUND NO.	FUND NAME	FUND BALANCE 07-01-76	RECEIPTS	TRANSFERS INTO	TOTAL AVAILABLE	TOTAL EXPENDED	OUTSTANDING ORDERS 06-30-77	TRANSFERS OUT OF	BALANCE 06-30-77
		\$	\$	\$	\$	\$	\$	\$	\$
AGENCY:	123000								
	VOCATIONAL EDUCATION								
0114	Sales Tax								
	AGENCY TOTAL								
AGENCY:	123500								
	EASTERN IDAHO VO-TECH SCHOOL								
0076	Idaho Falls Area Vo. Ed	30,017	1,062,385		1,092,402	964,946	65,116	5,954	56,385
	AGENCY TOTAL	\$ 30,017	\$ 1,062,385		\$ 1,092,402	\$ 964,946	\$ 65,116	\$ 5,954	\$ 56,385
AGENCY:	124010								
	COLLEGE SOUTHERN IDAHO								
0088	Junior College Fund			1,537,200	1,537,200	1,537,191			9
	AGENCY TOTAL			\$ 1,537,200	\$ 1,537,200	\$ 1,537,191			\$ 9
AGENCY:	124020								
	NORTH IDAHO COLLEGE								
0088	Junior College Fund			1,250,900	1,250,900	1,250,900			
	AGENCY TOTAL			\$ 1,250,900	\$ 1,250,900	\$ 1,250,900			
AGENCY:	125010								
	BOISE STATE UNIVERSITY								
0991	Miscellaneous Receipts to App.	83,914	2,736,167		2,820,081	2,714,651	97,801	1,919	5,708
	AGENCY TOTAL	\$ 83,914	\$ 2,736,167		\$ 2,820,081	\$ 2,714,651	\$ 97,801	\$ 1,919	\$ 5,708
AGENCY:	125020								
	IDAHO STATE UNIVERSITY								
0080	ISU University Income	70,692		168,067	238,759	173,300			65,459
0081	ISU University Teach. Trng.	80,457		390,214	470,672	407,543			63,128
0991	Miscellaneous Receipts to App.	6,764	4,162,771		4,169,535	4,057,903	73,446		38,185
	AGENCY TOTAL	\$ 157,914	\$ 4,162,771	\$ 558,282	\$ 4,878,967	\$ 4,638,746	\$ 73,446		\$ 166,774
AGENCY:	125050								
	LEWIS-CLARK COLLEGE								
0075	Lewis-Clark School Voc. Ed	118,295	903,714		1,022,009	962,887	23,764		35,357
0079	Lewis-Clark Normal School In	6,077		390,214	396,292	395,359			933
0991	Miscellaneous Receipts to App.		120,000		120,000	120,000			
	AGENCY TOTAL	\$ 124,373	\$ 1,023,714	\$ 390,214	\$ 1,538,301	\$ 1,478,246	\$ 23,764		\$ 36,290
AGENCY:	126000								
	STATE LIBRARY								
0991	Miscellaneous Receipts to App.		10,688		10,688	10,498			190
	AGENCY TOTAL		\$ 10,688		\$ 10,688	\$ 10,498			\$ 190

STATE OF IDAHO
STATEMENT OF FUND CHANGES
MISCELLANEOUS RESTRICTED REVENUE AND BOND INTEREST AND REDEMPTION FUNDS
AT JUNE 30, 1977

FUND NO.	FUND NAME	FUND ADDITIONS			FUND DEDUCTIONS				FREE FUND BALANCE 06-30-77
		FUND BALANCE 07-01-76	RECEIPTS	TRANSFERS INTO	TOTAL AVAILABLE	TOTAL EXPENDED	OUTSTANDING ORDERS 06-30-77	TRANSFERS OUT OF	
AGENCY: 126500	HISTORICAL SOCIETY								
0114	Sales Tax		872		872			872	
0116	State Historical Society Fund	24,446	74,335	45,299	144,081	52,990	14,516	44,944	31,630
	AGENCY TOTAL	\$ 24,446	\$ 75,207	\$ 45,299	\$ 144,953	\$ 52,990	\$ 14,516	\$ 45,816	\$ 31,630
AGENCY: 127000	VOCATIONAL REHABILITATION								
0991	Miscellaneous Receipts to App.								
	AGENCY TOTAL								
AGENCY: 136001	HEALTH AND WELFARE								
0078	State Youth Training Center Inc.	175,913		168,067	343,981	319,084	13,545	3,652	7,698
0090	Central Tumor Registration	16,609		55,000	71,609			64,490	7,119
0091	State Hospital North Income	94,232		168,067	262,299	224,975		23	37,300
0092	State Hospital South Income	84,961		316,992	401,954	299,889			102,064
0093	Idaho Veterans Home Income	98,306		104,987	203,293	80,938		168	122,187
0096	Idaho Veterans Home	27			27			27	
0114	Sales Tax		51		51			51	
0129	Alcoholism Treatment			934,808	934,808			526,318	408,490
0991	Miscellaneous Receipts to App.		12,997,064		12,997,064			12,997,064	
	AGENCY TOTAL	\$ 470,050	\$ 12,997,116	\$ 1,747,923	\$ 15,215,091	\$ 924,888	\$ 13,545	\$ 13,591,796	\$ 684,859
AGENCY: 140403	EMPLOYMENT DEPARTMENT								
0114	Sales Tax								
	AGENCY TOTAL								
AGENCY: 152109	INDUSTRIAL COMMISSION								
0042	Industrial Commission	43,434	1,175,180	2,022,486	3,241,102	1,078,922	56,074	2,099,600	6,504
0043	Industrial Special Indemnity	19,308	210,175	525,513	754,997	107,477		641,250	6,269
0114	Sales Tax		37		37			37	
0991	Miscellaneous Receipts to App.		34,354		34,354	27,734			6,620
	AGENCY TOTAL	\$ 62,743	\$ 1,419,748	\$ 2,548,000	\$ 4,030,492	\$ 1,214,134	\$ 56,074	\$ 2,740,889	\$ 19,394
AGENCY: 163101	FISH AND GAME COMMISSION								
0114	Sales Tax		896		896			896	
0990	Inter-accounts								
	AGENCY TOTAL		\$ 896		\$ 896			\$ 896	
AGENCY: 173005	PARKS & RECREATION DEPARTMENT								
0098	Rec. Cap. Improvement Fund	209,960		289,254	499,214	245,356	13,918		239,940
0101	Department of Parks	181,748	154,351		336,100	274,544	11,017	13,695	36,842
0109	Waterways Improvement	178,460		444,627	623,087	306,944		150,131	166,010

STATE OF IDAHO
STATEMENT OF FUND CHANGES
MISCELLANEOUS RESTRICTED REVENUE AND BOND INTEREST AND REDEMPTION FUNDS
AT JUNE 30, 1977

		FUND ADDITIONS			FUND DEDUCTIONS				
FUND NO.	FUND NAME	FUND BALANCE 07-01-76	RECEIPTS	TRANSFERS INTO	TOTAL AVAILABLE	TOTAL EXPENDED	OUTSTANDING ORDERS 06-30-77	TRANSFERS OUT OF	FREE FUND BALANCE 06-30-77
	PARKS & RECREATION (Continued)	\$	\$	\$	\$	\$	\$	\$	\$
0114	Sales Tax		7,485		7,485			7,485	
0115	Lava Hot Springs Fund	50,887	293,985		344,872	261,031		3,743	80,098
0126	Motorbike Recreation	296,090		447,321	743,412	220,425	5,000	153,415	364,571
0991	Miscellaneous Receipts to App.		22,401		22,401	382	19,617		2,401
	AGENCY TOTAL	\$ 917,147	\$ 478,224	\$ 1,181,202	\$ 2,576,574	\$ 1,308,684	\$ 49,553	\$ 328,472	\$ 889,864
AGENCY:	180000								
	LANDS DEPARTMENT								
0069	Oil & Gas Conservation Comm.	1,563	804		2,367				2,367
0071	Penitentiary Income		16,994		16,994			16,994	
0084	Governor's Emergency Fund	4,119			4,119				4,119
0086	School of Deaf & Blind		6,668		6,668			6,668	
0092	State Hospital South Income		111,290		111,290			111,290	
0099	Scaling Practices	102,869	53,481		156,350	19,085	4,900	1,060	131,304
0103	Forest Protection Trust Fund	447,557		398,658	846,216	287,891		554,100	4,224
0104	U.S. Clark-McNary	701,752	613,636	563,913	1,879,302	889,452	34,172	18,590	937,086
0105	Forest Range Protection	3,286	5,235		8,522	4,383		66	4,071
0991	Miscellaneous Receipts to App.	83,435	16,518	2,740	69,656	34,329	4,117		31,209
	AGENCY TOTAL	\$ 1,344,585	\$ 791,592	\$ 965,312	\$ 3,101,489	\$ 1,235,144	\$ 43,190	\$ 708,771	\$ 1,114,383
AGENCY:	193002								
	WATER RESOURCES								
0062	Carey Act Trust	58,740	15,900		74,640	4,900			69,740
0065	Water Resource Revl.	411,439	26,807		438,246	145,715			292,530
0067	Water Resources Fund	113,385	143,442		256,827	87,260		5,461	164,105
	AGENCY TOTAL	\$ 583,564	\$ 186,149		\$ 769,714	\$ 237,876		\$ 5,461	\$ 526,376
AGENCY:	202007								
	AERONAUTICS								
0040	Special Airport	49,041			49,041	25,000			24,041
0048	Aeronautics	1,452,230	181,205	597,543	2,230,979	769,364	809,275	18,782	633,556
0990	Inter-accounts			52,097	52,097	42,963	5,431		3,702
	AGENCY TOTAL	\$ 1,501,271	\$ 181,205	\$ 649,640	\$ 2,332,118	\$ 837,328	\$ 814,706	\$ 18,782	\$ 661,300
AGENCY:	206501								
	HIGHWAY DEPARTMENT								
0048	Aeronautics		2,766		2,766			2,766	
0104	U.S. Clark-McNary		2,775		2,775			2,775	
0110	Motor Vehicle Bureau		260		260			260	
0114	Sales Tax		3,851		3,851			3,851	
0990	Inter-accounts	593,217		456,025	1,049,243	862,264			186,978
0991	Miscellaneous Receipts to App.		2,740		2,740			2,740	
	AGENCY TOTAL	\$ 593,217	\$ 12,392	\$ 456,025	\$ 1,061,635	\$ 862,264		\$ 12,392	\$ 186,978

STATE OF IDAHO
STATEMENT OF FUND CHANGES
MISCELLANEOUS RESTRICTED REVENUE AND BOND INTEREST AND REDEMPTION FUNDS
AT JUNE 30, 1977

FUND NO.	FUND NAME	FUND ADDITIONS			FUND DEDUCTIONS			FREE FUND BALANCE 06-30-77
		FUND BALANCE 07-01-76	RECEIPTS	TRANSFERS INTO	TOTAL AVAILABLE	TOTAL EXPENDED	OUTSTANDING ORDERS 06-30-77	
AGENCY:	207005							
	TRAFFIC SAFETY COMMISSION							
0120	A.S.A.P. Fund			27,600	27,600	14,183	1,000	12,289
	AGENCY TOTAL			27,600	27,600	14,183	1,000	12,289
AGENCY:	207007							
	ALCOHOL SAFETY ACTION PROJECT							
0120	A.S.A.P. Fund							
	AGENCY TOTAL							
AGENCY:	220303							
	ATTORNEY GENERAL							
0990	Inter-accounts	60,066		429,113	489,179	403,376		85,803
0991	Miscellaneous Receipts to App.	980	500		1,480			1,480
	AGENCY TOTAL	61,046	500	429,113	490,660	403,376		87,283
AGENCY:	230305							
	STATE TREASURER							
0042	Industrial Commission		2,022,486	2,050,000	4,072,486	2,050,000	2,022,486	
0043	Industrial Special Indemnity		525,513	641,250	1,166,764	641,250	525,513	
0116	State Historical Society Fund		45,299	42,000	87,299	42,000	45,299	
0119	Public Employees Retirement		72,250	90,000	162,250	116,000	46,250	
0130	Water Pollution Control Board	345	126,475		126,820	126,033	786	
0131	1955-59 State Building Bd. Sn	3,462			3,462		3,462	
0132	Water Pollution Cntl. Bnd. S.F.	2,971	484,744	147,719	635,435	584,194		51,240
0133	Tax Anticipation Note Redemption			116,000,000	116,000,000	116,000,000		
0991	Miscellaneous Receipts to App.	2	145		147			147
	AGENCY TOTAL	6,781	3,276,915	118,970,970	122,254,667	119,559,479	2,643,799	51,388
AGENCY:	240306							
	STATE AUDITOR							
0013	Election Campaign	38,670		45,636	84,306	46,395		37,910
0990	Inter-accounts	562,399		924,233	1,486,632	642,938	234,000	609,693
0991	Miscellaneous Receipts to App.	11,239	14,136		25,375			25,375
	AGENCY TOTAL	612,308	14,136	969,869	1,596,313	689,334	234,000	672,979
AGENCY:	250304							
	SECRETARY OF STATE							
0991	Miscellaneous Receipts to App.	18,391	555		18,947	1,000		17,947
	AGENCY TOTAL	18,391	555		18,947	1,000		17,947
AGENCY:	258003							
	ARTS AND HUMANITIES							
0991	Miscellaneous Receipts to App.	423	6,753		7,177	6,199		978
	AGENCY TOTAL	423	6,753		7,177	6,199		978
AGENCY:	258012							
	IDAHO CODE COMMISSION							
0128	Idaho Code	155,422		127,235	282,657	152,263	450	129,943
	AGENCY TOTAL	155,422		127,235	282,657	152,263	450	129,943

STATE OF IDAHO
STATEMENT OF FUND CHANGES
MISCELLANEOUS RESTRICTED REVENUE AND BOND INTEREST AND REDEMPTION FUNDS
AT JUNE 30, 1977

		FUND ADDITIONS			FUND DEDUCTIONS				
FUND NO.	FUND NAME	FUND BALANCE 07-01-76	RECEIPTS	TRANSFERS INTO	TOTAL AVAILABLE	TOTAL EXPENDED	OUTSTANDING ORDERS 06-30-77	TRANSFERS OUT OF	FREE FUND BALANCE 06-30-77
AGENCY:	512003	\$	\$	\$	\$	\$	\$	\$	\$
	PUBLIC UTILITY COMMISSION								
0055	Public Utility Comm. Board	1,028,675	1,072,803	207,936	2,309,414	1,003,201	121,686	130,271	1,054,254
0114	Sales Tax		31		31			31	
	AGENCY TOTAL	\$ 1,028,675	\$ 1,072,834	\$ 207,936	\$ 2,309,446	\$ 1,003,201	\$ 121,686	\$ 130,302	\$ 1,054,254
AGENCY:	710102								
	SENATE								
0010	House-Senate	106,208	535	520,000	626,743	457,995		25,881	142,867
0990	Inter-accounts	923		700	1,623			1,623	
	AGENCY TOTAL	\$ 107,132	\$ 535	\$ 520,700	\$ 628,367	\$ 457,995		\$ 27,504	\$ 142,867
AGENCY:	720102								
	HOUSE								
0010	House-Senate	150,771	3,321	780,000	934,092	742,581		38,441	153,070
0990	Inter-accounts	29,959		11,704	41,663			33,376	8,286
0991	Miscellaneous Receipts to App.	23,373	1,141		24,515			24,000	515
	AGENCY TOTAL	\$ 204,104	\$ 4,463	\$ 791,704	\$ 1,000,271	\$ 742,581		\$ 95,817	\$ 161,872
AGENCY:	730000								
	LEGISLATIVE COUNCIL								
0990	Inter-accounts	1,156			1,156	1,077		78	
	AGENCY TOTAL	\$ 1,156			\$ 1,156	\$ 1,077		\$ 78	
AGENCY:	740000								
	JOINT FINANCE APPROPRIATION CM.								
0990	Inter-accounts	136,733		240,320	377,053	107,300			269,753
0991	Miscellaneous Receipts to App.	62,326	40,108		102,435	24,104		7,313	71,018
	AGENCY TOTAL	\$ 199,059	\$ 40,108	\$ 240,320	\$ 479,489	\$ 131,404		\$ 7,313	\$ 340,771
AGENCY:	810000								
	JUDICIAL BRANCH								
0014	Judges Retirement	28,193	114,946	222,709	365,849	351,584			14,265
0120	A.S.A.P. Fund			13,501	13,501	13,501			
0990	Inter-accounts	958			958				958
0991	Miscellaneous Receipts to App.	8,203	11,769		19,972	9,742		36	10,193
	AGENCY TOTAL	\$ 37,356	\$ 126,715	\$ 236,210	\$ 400,282	\$ 374,827		\$ 36	\$ 25,417
	GRAND TOTAL	\$ 20,078,978	\$199,024,830	\$149,142,762	\$368,246,571	\$224,577,090	\$ 2,752,989	\$121,657,177	\$ 19,149,244

STATE OF IDAHO
STATEMENT OF FUND CHANGES
NON-OPERATING AND EMPLOYMENT SECURITY AGENCY FUNDS
AT JUNE 30, 1977

FUND NO.	FUND NAME	FUND ADDITIONS			FUND DEDUCTIONS			FREE FUND BALANCE 06-30-77
		FUND BALANCE 07-01-76	RECEIPTS	TRANSFERS INTO	TOTAL AVAILABLE	TOTAL EXPENDED	OUTSTANDING ORDERS 06-30-77	
		\$	\$	\$	\$	\$	\$	\$
	EMPLOYMENT SECURITY AGENCY							
0140	Employment Sec. Agency Adm.	964,361	24,867,004	7,277	25,838,592	25,306,198		337,752
0141	Employment Sec. - Clearing Act	3,490	26,925,696	26,872,369	53,801,557	26,924,204	194,642	4,983
0142	Employment Sec. - Benefit Acct.	690,184	39,619,348	39,991,549	80,301,082	39,991,549	26,872,369	317,984
0144	Employment Sec. - Adm. & Reimb.	219,549	130,781	396	350,727	214,109	39,991,549	136,617
	GROUP TOTAL	\$ 1,877,586	\$ 91,542,830	\$ 66,871,542	\$ 160,291,959	\$ 92,436,060	\$ 67,058,561	\$ 797,337
	ENDOWMENT FUNDS							
0190	Agricultural College	118	142,617	142,617	285,352	142,000	142,617	735
0191	Charitable Institutions	1,262	382,525	283,525	766,314	383,000	382,525	788
0192	Normal School	426	432,716	432,716	865,860	433,000	432,716	143
0193	Penitentiary	839	235,689	235,689	472,218	236,000	235,689	528
0194	Public Building	369,115	5,284	5,284	379,685		5,284	374,400
0195	Public School	3,481	260,596,623	5,924,427	266,524,532	260,604,845	5,919,340	346
0196	School of Science	736	596,714	596,714	1,194,165	597,000	596,714	450
0197	State Hospital South	360	301,393	301,393	603,147	301,000	301,393	753
0198	University of Idaho	608	829,221	877,094	1,706,924	829,000	877,094	830
0199	Endowment Land Pur. Acct.							
	GROUP TOTAL	\$ 376,949	\$ 263,522,787	\$ 8,898,463	\$ 272,798,200	\$ 263,525,845	\$ 8,893,376	\$ 378,977
	SUSPENSE AND TRUST							
0145	Horse Racing Suspense	2,800	275		3,075	150		2,925
0146	Outfitters and Guide Suspense		5,000		5,000	4,995		4
0147	Escheat Suspense	48,794	11,793	500	61,088			60,588
0148	Motor Carrier Suspense Fuels Sp	90,554	149,594		240,148	103,678	500	136,470
0149	Fish and Game Suspense		74,347		74,347	74,156		174
0150	Highways Suspense	4,133,903	229,300	23,936,411	28,299,644	24,420,251	16	3,879,393
0151	Land Commr. Suspense	706,239	1,027,683		1,733,922	907,185		826,737
0152	FUC Commission Suspense	13	18,152		18,165	17,853		312
0153	Financial Respons. Suspense	4,495	762-		3,733	1,981		1,751
0154	Water Res. Suspense	18,268	106,213		124,482	101,660		22,821
0155	Liquor Law Enforcement Suspense	50,348	3,573		53,922	1,050		52,872
0156	Board of Nursing Suspense	28,950	28,310-		640			640
0157	1 Cent City Gas Tax	653,837	7,411,932	7,411,932	15,477,701			573,869
0158	State Treasurer's Suspense	101,357	252,403	25,000-	328,760	262,789	14,903,831	90,971
0159	Income Tax Suspense	69,735	25,457		95,192	20,809	25,000-	74,383
0160	Forester's Emergency Fire Suspense	19,900			19,900			19,900
0161	Occupational License Bur. Suspense	15,566	21,321		36,887	1,685		35,202
0162	County Fish & Game Suspense	16,200	32,651	32,651	81,503	35,145		13,706
0163	Narcotic Forfeiture	3,259	13,928		17,188	8,629	32,651	8,559
0165	Social Security Trust	538,033	34,563,271	14,331,478	49,432,783	48,962,030		470,752
0166	Lucky Peak Concession	11,812	3,580		15,392	5,815	3,860	5,684
0167	Land Commissioners Scale Tr	87,881	170,572		258,453	179,932	98	77,711
0168	Disaster Services	47,767	173,619		221,386	172,548	141	34,172
0169	Civil Defense Dis. Serv. Fed. Con.	2,675	10,048,922		10,051,598	10,043,979		7,618
0172	Public School Income	5,424,180	8,247,354	111,929,069	125,600,604	113,068,997	8,247,354	4,284,252

STATE OF IDAHO
STATEMENT OF FUND CHANGES
NON-OPERATING AND EMPLOYMENT SECURITY AGENCY FUNDS
AT JUNE 30, 1977

FUND NO.	FUND NAME	FUND ADDITIONS			FUND DEDUCTIONS			FREE FUND BALANCE 06-30-77	
		FUND BALANCE 07-01-76	RECEIPTS	TRANSFERS INTO	TOTAL AVAILABLE	TOTAL EXPENDED	OUTSTANDING ORDERS 06-30-77		TRANSFERS OUT OF
		\$	\$	\$	\$	\$	\$		\$
	SUSPENSE AND TRUST (Continued)								
0173	University of Idaho Income	25,243	470,912	470,912	967,068	435,000		470,912	61,156
0174	Agric. College Income	11,982	320,387	320,387	652,758	281,684		320,387	50,685
0175	School of Science Income	72,432	862,060	862,060	1,796,553	895,315		862,060	39,177
0176	Normal School Income		780,428	780,428	1,560,857			1,560,857	
0177	Charitable Insts. Income		630,174	630,174	1,260,349			1,260,349	
0179	Abandon Property Trust	47,484	33,818	23	81,326	4,013		27,417	49,894
0180	National Forest Reserve		8,105,156		8,105,156	8,105,156			
0188	Firemen's Retirement	2,536	26,990,259	51,595,482	78,588,278	26,990,083	45	51,595,482	2,666
0189	Forest Management	2,388,000	1,691,848	2,811	4,082,660	1,778,705	14,419	18,785	2,270,749
0202	Park Donation	34,314			34,314	5,366		686	28,261
0205	Retained Risk Fund	19,071	6,461,822	10,089,600	16,570,494	6,339,696	9,768	10,098,864	122,164
0208	Commodity Dist.	59,913	106,898		166,812	144,684			22,128
0210	Finance Suspense	11,101	2,311		13,412	2,121			11,291
0211	Brand Suspense	11,837	186,668		198,504	179,938			18,566
0213	Continue Ed. Suspense	765	4,677		5,442	5,018			423
0214	City County Highway Hold. Sp.	546,067	16,329		529,737	82,121			447,616
0215	Factory Built Housing	1,143	13,832		14,975	14,204			770
0218	Attorney General Suspense	1,000	39,457		40,457	26,881			13,576
0219	Secretary of State Suspense Fund	34,599	29,709		64,308	23,222			41,086
0225	Rural Rehab. Fund	157,236	48,306		205,542	59,659		291	145,591
0230	Revenue Sharing Trust	36	35,874,204	701,579	36,575,820	35,873,971		701,579	269
0231	Anti-Reces Fisc Asst		2,933,851	2,602,548	5,536,399	2,933,000		2,602,548	851
0250	Income Tax Bldg. Fd. Sp.		5,629,576	558,640	6,188,216			6,088,216	100,000
0251	Department of Education Sp.	983	1,872		2,855	2,133			722
0252	Public Employees Retirement Sp.	29,177	64,617,503		64,646,680	63,817,424		731,419	97,836
0253	Supple. Retirement	2	404,249	786,912	1,191,164	404,123		786,912	129
0254	Agriculture Adm. Suspense	2,819	7,929		10,748	7,260			3,487
0258	Timber Fire Protection	16,656			16,656				16,656
0260	Public School Income		10,855,510		10,855,510	10,855,150			360
0261	Adm - Vender Suspense		60		60				60
0263	Inheritance Tax Refund	980,029	3,599,327		4,579,356	174,223		3,315,845	1,089,287
0265	Department of Insurance Sp.	85	19,771		19,856	19,803			53
0266	10% Timber & Grazing Lease	2,124,745	940,028		3,065,673	822,716	66,733	14,426	2,161,797
0267	General Fund Int - Suspense		37,408		37,408				
0271	BSC Payroll Suspense		1,562,737		1,562,737	1,562,737			
0272	Lewis & Clark Payroll Suspense	1,469	204,413		205,882	204,505			1,377
0273	Savings and Loan	757			757				757
0274	Bi-Centennial Contribution	1,491	4,421	4	5,916	2,785		2,013	1,118
0275	State Payroll Trust	1,364,942	17,343,047		18,707,990	11,754,470		5,513,724	1,439,794
0279	Inheritance Tax Co.			343,568	343,568	343,568			
0281	School Information System	12,823	171,874		184,697	150,712	1,124	6,076	26,783
0282	Idaho Building Code Fund	159,583	599,435		759,018	471,185		24,191	263,642
0284	Group Insurance Fund	127,826	23,909,433	28,514,204	52,551,464	23,245,849	1,627	28,527,155	776,831
0288	Governor's National Conference	430			430				430
	GROUP TOTAL	\$ 20,325,164	\$ 278,041,832	\$ 255,876,410	\$ 554,243,400	\$ 396,451,228	\$ 97,818	\$ 137,704,828	\$ 19,989,531

STATE OF IDAHO
STATEMENT OF FUND CHANGES
NON-OPERATING AND EMPLOYMENT SECURITY AGENCY FUNDS
AT JUNE 30, 1977

FUND NO.	FUND NAME	FUND ADDITIONS			FUND DEDUCTIONS				FREE FUND BALANCE 06-30-77
		FUND BALANCE 07-01-76	RECEIPTS	TRANSFERS INTO	TOTAL AVAILABLE	TOTAL EXPENDED	OUTSTANDING ORDERS 06-30-77	TRANSFERS OUT OF	
		\$	\$	\$	\$	\$	\$	\$	\$
	<u>FEDERAL FUNDS</u>								
0301	Urban Planning Project	50,308	283,667		333,975	252,849		16,982	64,143
0302	State Planning Comm. & Dev.	62,858	399,657		462,515	377,900		24,731	59,882
0305	Meat Inspection Federal	163,386	502,858		666,244	464,796		11,378	190,070
0307	Potato Statistic	32,532	151,660		184,192	140,769		1,354	42,068
0308	Wheat Statistics	11,420	1,000		12,420	6,561		508	5,350
0309	Egg Prod. Inspection	38,229	59,516		97,745	58,287		3,693	35,764
0310	Water Resource Plan	103,956	71,002		174,958	164,830			10,128
0311	FHA Grant Water Sewer St		77,000		77,000	20,232		7,905	48,862
0313	Transportation Study	9,545			9,545	9,545			
0314	Child Development	13			13			13	
0316	School Lunch	317,353	4,890,475		5,207,828	4,909,656	1,234	5,568	291,369
0317	Indian Education	14,741	302,848		317,589	308,607	88	516	8,376
0318	Ele. Secondary Ed. Act	247,513	9,095,491		9,343,004	9,138,032	21,494	78,960	104,515
0321	Veterans Approval	30,203	80,186		110,390	64,065	1,331	4,151	40,842
0322	Adult Basic Education	44,055	451,263		495,318	482,120	909	2,784	9,504
0323	Neighborhood Youth Project	32,625			32,625	32,625			
0324	Education Professional Dev.	2,836	74,678		77,515	56,637	50,775	2,836	32,734-
0325	Drivers Rehab.	488	109,567		110,055	92,908	890	4,181	12,074
0326	Title I Cont. Ed.	7,143	115,655	7,989	130,787	120,344	50,374	5,562	45,493-
0327	St. Comm. - Hi. Ed. Fac.	8,464	160,109		168,573	157,432	3,152	7,989	
0329	Special Ed. Teacher Training	28,106	150,625		178,731	157,639	397	1,757	18,937
0330	Vocational Educ. Act. 63	96,584	2,614,666		2,711,251	2,676,725	893,396		858,871-
0331	MDTA	5,569	426,046	426,046	857,661	431,329		426,086	245
0332	Corp of Engineer	16,557	143,574		160,132	156,578		770	2,783
0333	Fed. Disability Determinations	8,345	680,000		688,345	668,109	60,600	19,830	60,195-
0334	Vocational Rehabilitation	88,157	4,380,839		4,468,996	4,147,865	1,957,875	68,692	1,705,436-
0335	Bi-Centennial Grant		26,058		26,058	26,058			
0337	Waste Well Water	20,562			20,562	15,357		157	5,047
0338	Office of Energy	12,870	45,907	74-	58,704	58,757		62-	10
0339	State River Basin		40,000		40,000	40,000			
0341	Library Service Act	30,296	350,276		380,572	364,998	15,555	18	
0343	Vocational Education Adv. Council	26,669	50,000		76,669	45,924		1,882	28,861
0344	Education - Federal	3,808			3,808			3,808	
0346	Inter-Govt. Personnel Grant	250			250	250			
0347	Building Codes Stand		39,260		39,260				39,260
0350	D & B Public Law 89-10	9,127	337,195		346,323	303,831	880	3,550	38,060
0354	Title VI - Lewis & Clark	11,384	6,925		18,309	17,244	1,010		54
0358	Assess. Dev. Training Program	713			713				713
0359	Bi-Centennial Comm.	3,330	12,520		15,850	14,821		1,028	
0360	National Science Fund	215			215				215
0361	Pacific N.W. Regional Comm.	63,448	885,592		949,041	619,963	13,422	27,882	287,772
0362	Lava Hot Springs Outdoor Rec.	5			5				5
0365	Federal Bur. Outdoor Rec.	390,502	1,976,416	2,600	2,369,519	1,776,394	454,484	16	138,622
0366	WIN - On the Job Training	12,317	61,821	7,512	81,651	68,619		11,479	1,552
0367	State PEP Program	11,388			11,388	11-		11,367	32

STATE OF IDAHO
STATEMENT OF FUND CHANGES
NON-OPERATING AND EMPLOYMENT SECURITY AGENCY FUNDS
AT JUNE 30, 1977

FUND NO.	FUND NAME	FUND ADDITIONS			FUND DEDUCTIONS			FREE FUND BALANCE 06-30-77	
		FUND BALANCE 07-01-76	RECEIPTS	TRANSFERS INTO	TOTAL AVAILABLE	TOTAL EXPENDED	OUTSTANDING ORDERS 06-30-77		TRANSFERS OUT OF
		\$	\$	\$	\$	\$	\$	\$	\$
	FEDERAL FUNDS (Continued)								
0368	Idaho Anti-Shoplifting Program	48			48	48			
0369	Idaho Traffic Comm.	15,169	531,172	29,100	575,442	535,764	130,600	6,515	97,437
0370	Law Enforcement Crime Co.	252,788	2,921,252	120,000	3,294,041	2,975,609		25,979	292,451
0372	Uniform Approach Nursing Ed	4,933	89,259		94,192	90,504	3,471	208	8
0373	Human Rights - Federal	7,518	29,735		37,253	25,825		2,494	8,932
0374	Model Cities - NYC	1,316			1,316			1,316	
0375	Law Enforcement Planning Att. Gen.	6,518	702		7,221	7,221			
0376	Pen - LEP & LEPC	105,703	229,813		335,516	238,364			97,151
0377	Drug Control - LEP	238			238	238			
0378	Mag. Division of D.C. - LEP	29,208	268,440		297,648	287,228			10,420
0379	Idaho Commission for Blind	8,251	625,437		633,689	570,131	22,439	27,141	13,976
0380	Idaho Commission Arts & Humanities	16,476	271,682		288,158	283,979		1,433	2,745
0381	Coast Guard Boat Safety	82,688	63,590		146,278	50,657			95,621
0382	Idaho Alcohol Action	6,085	20,045		26,130	20,952			5,177
0386	Idaho Criminal Justice Info. Sys.	42,641	280,743		323,385	291,813	95,900	5,538	69,866
0387	HUD Disaster		1,319		1,319				1,319
0388	Alt. Energy State Building	3,751	10,000		13,751	13,664		86	
0389	Land Federal Fund	202,386	276,015		478,402	179,809			298,592
0390	Manpower Dev. T.A.	30,594	1,243,626		1,274,220	1,271,196		10	3,013
0391	Idaho Office of Aging Adm.	67,676	645,695	2,500	715,871	557,428		36,323	122,119
0392	Office on Aging	3,438	1,768,704		1,772,142	1,656,356			115,786
0394	Penitentiary E.S.E.A.		37,042		37,042	31,920			5,121
0395	Work Incentive	595	148,500		149,095	148,292			803
0398	Historical Preservation	13,940	199,290		213,230	154,266	17,631	17,012	24,338
0400	State & Local Fiscal Assis. Acct	17,485	8,184,940	8,199,940	16,402,365		2,425	16,399,940	
	GROUP TOTAL	\$ 2,937,341	\$ 46,901,370	\$ 8,795,613	\$ 58,634,326	\$ 37,839,937	\$ 3,800,323	\$ 17,281,391	\$ 287,326
	GRAND TOTAL	\$ 25,517,042	\$ 680,008,821	\$ 340,442,030	\$ 45,967,894	\$ 790,253,072	\$ 3,898,141	\$ 230,938,159	\$ 20,878,521

STATE OF IDAHO
SUMMARY STATEMENT OF REVENUE AND EXPENDITURES - ALL FUNDS FOR THE FISCAL YEAR PERIOD ENDING JUNE 30, 1977

REVENUE	GENERAL FUND	RESTRICTED REVENUE FUNDS	PERMANENT BUILDING FUND	WATER POLLUTION FUND	PUBLIC HEALTH TRUST FUND	COOPERATIVE WELFARE FUND	HIGHWAY FUND	FISH & GAME FUND	TOTAL OPERATING FUNDS		LIQUOR FUND	INSURANCE FUND	NON-OPERATING FUNDS	TOTAL COMBINED FUNDS
	\$	\$	\$	\$	\$	\$	\$	\$	AMOUNT	PERCENT	\$	\$	\$	\$
RECEIPTS														
Ad Valorem Tax		147,719.45							147,719.45	.02%			71,818.55	219,538.00
Other Taxes	159,583,871.63	148,859,895.36	3,076,774.36	1,580,149.73					350,085,186.31	51.69%			71,219,146.34	361,304,332.65
Licenses and Permits	1,996,917.18	9,336,409.18				26,669.04	13,649,790.48	6,128,092.29	31,137,878.17	4.59%	790.00		3,740.00	31,142,408.17
Services and Fees	1,400,252.84	20,007,249.35				2,140,587.16	456,943.40	3,679.53	24,008,712.28	3.54%		10,903,982.57	2,091,259.01	37,003,953.86
Interest and Penalties	5,538,881.02	780,993.26	3,944.52	2,999.48			26,400.29		6,353,218.57	.93%		1,464,561.75	8,933,518.13	16,751,298.45
Rentals	29,083.21	371,389.29				1,211.00	51,202.15	55,784.92	508,670.57	.07%		12,361.00	2,357,671.86	2,878,703.43
Fines and Forfeitures	378,357.38	17,995.51					631,078.90		1,027,431.79	.15%			18,057.80	1,045,489.59
Miscellaneous Sales	14,886.41	537,203.00				405.05	55,648.19	10,786.76	618,929.41	.09%	33,299,535.95		15,094.08	33,933,559.44
Matched Funds and Contr.	300.00	11,158,077.99	1,216,561.23			65,532,091.32	58,476,542.30	2,429,205.03	138,812,777.87	20.49%			146,342,984.43	285,155,762.30
NON-REVENUE RECEIPTS														
Sale of Capital Assets	54,849.50	3,331,001.01	22,800.00			3,300.00	281,757.83	49,631.40	3,743,339.74	.50%		1,850,000.00	356,417,753.84	362,011,093.58
Sale of Bonds										.00%		80,582.84		80,582.84
Sale of Tax Anticip. Notes	116,000,000.00								116,000,000.00	17.12%				116,000,000.00
Fire Ins. Loss Settlements		19,649.55						229.45	19,879.00	.00%				19,879.00
All Other Ins. Adjustments	1,637.20	18,312.47				10,901.18	137,823.85	205.63	168,880.33	.02%			4,817.00	173,697.33
Suspense	2,180.05	1,751,029.57				84,805.19	12,763,576.79		14,597,231.50	.27%			150,270,346.60	164,867,578.10
Refunds	36,717.17	2,687,905.28	2.25			22,784.38	28,965.52	15,659.77	2,792,034.37	.41%	2,287.93	553,705.79	2,279,652.44	5,627,680.53
TOTAL RECEIPTS	<u>\$285,033,573.49</u>	<u>\$199,024,830.27</u>	<u>\$4,320,982.36</u>	<u>\$1,583,149.21</u>		<u>\$67,822,754.32</u>	<u>\$123,543,873.03</u>	<u>\$8,693,626.68</u>	<u>\$690,021,889.36</u>	<u>100.00%</u>	<u>\$33,302,613.88</u>	<u>\$14,865,193.95</u>	<u>\$680,025,860.08</u>	<u>\$1,418,215,557.27</u>
EXPENDITURES														
Personnel Costs	70,326,062.15	27,550,086.03	247,025.01			40,981,656.48	23,901,736.41	5,083,470.77	168,090,036.85	28.83%	2,681,722.14	614,966.06	20,165,353.09	191,552,078.14
Operating Expenditures	16,939,553.84	46,666,142.64	22,174.80			11,819,938.98	10,497,258.89	1,922,854.03	87,867,923.18	15.07%	19,723,227.41	2,115,029.90	6,904,322.98	116,610,503.47
Capital Outlay	5,301,513.59	2,525,045.21	8,992,248.23			1,702,405.74	71,604,649.20	386,855.47	90,512,717.44	15.52%	67,311.98	155,707.27	1,871,547.75	92,607,284.44
Trustee & Benefit Payments	9,744,872.36	240,663.36				63,961,538.85			73,947,074.57	12.68%			42,605,246.85	116,552,321.42
Non-Operating Expenditures		119,559,479.75							119,559,479.75	20.50%			422,774,520.48	542,334,000.23
Payment as Agent	12,238,951.04	28,035,673.16		1,131,375.00		1,599,676.46			43,005,675.66	7.37%	4,990,300.46	12,397,686.57	295,947,536.03	356,341,198.72
TOTAL EXPENDITURES	<u>\$114,550,952.98</u>	<u>\$224,577,090.15</u>	<u>\$9,261,448.04</u>	<u>\$1,131,375.00</u>		<u>\$120,065,216.51</u>	<u>\$106,003,644.50</u>	<u>\$7,393,180.27</u>	<u>\$582,982,907.45</u>	<u>100.00%</u>	<u>\$27,462,561.99</u>	<u>\$15,283,389.80</u>	<u>\$790,268,527.18</u>	<u>\$1,415,997,386.42</u>
ADJUSTMENT OF TRANSFER OF FUNDS														
Transfers To	84,359,139.26	126,030,093.40	3,236,294.95	2,972,277.51		55,889,486.98	456,893.90		272,944,186.00		56.93	12,201.69	142,997,658.93	415,983,203.55
Transfers From	257,701,589.99	104,516,073.14	566,961.65		8,062.56		16,752,028.81	31,833.57	379,578,089.16		5,559,215.76	42,268.56	32,835,323.57	418,014,897.05
INTER-ACCOUNT RECEIPTS		7,545,508.58							7,545,508.58					7,545,508.58
INTER-ACCOUNT EXPENDITURES	2,084,024.24	1,573,943.31	47,568.23			2,477,515.19	370,296.73	216,336.71	6,769,684.41		76,606.45	10,500.00	688,717.72	7,545,508.58

STATE OF IDAHO
ANALYSIS OF FUND CHANGES - STATE LIQUOR FUND
JUNE 30, 1977

EXPENDITURES	TOTAL	PERSONNEL SERVICES	OPERATING EXPENSE	CAPITAL OUTLAY	LIQUOR PURCHASES	REFUNDS	PAYMENT AS AGENT	PRIOR BIENNIUM CANCELLED WARRANTS
General Administration	\$ 3,640,786.44	\$ 2,681,722.14	\$ 891,752.32	\$ 67,311.98				
Liquor Purchases	18,908,607.34				18,908,607.34			(952.56)
Distribution of Surplus	4,990,727.22						4,990,727.22	
TOTALS	<u>\$27,540,121.00</u>	<u>\$2,681,722.14</u>	<u>\$ 891,752.32</u>	<u>\$ 67,311.98</u>	<u>\$18,908,607.34</u>		<u>\$4,990,727.22</u>	

STATE OF IDAHO
ANALYSIS OF FUND CHANGES - STATE LIQUOR FUND - TWELVE MONTHS PERIOD
JUNE 30, 1977

	07-01-76 BALANCE	APPROP. 07-01-76 TO 06-30-77	OUTSTANDING ORDERS 07-01-76	TRANSFERS AND RECEIPTS	TOTAL EXPENDITURES	OUTSTANDING ORDERS 06-30-76	TRANSFERS TO OTHER FUNDS	APPROP. BALANCE 06-30-77	FREE FUND BALANCE 06-30-77
General Administration	\$	\$ 4,111,900.00	\$ 3,107.64	\$	\$ 3,640,786.44	\$ 4,989.54		\$ 469,231.66	\$
TOTALS		<u>\$4,111,900.00</u>						<u>\$ 469,231.66</u>	
Prior Biennium Cancelled Warrants					(952.56)				
Liquor Purchases					18,908,607.34				
Receipts				33,302,613.88					
Cancelled Sight Drafts				56.93					
Distribution To:									
Counties					3,324,289.61				
Cities					1,468,355.22				
Junior College					198,082.39				
Public School							84,015.30		
Health and Welfare							650,000.00		
General Fund							2,873,861.58		
Liquor Law Enforcement							287,259.01		
Law Enforcement Planning							120,000.00		
Alcohol Safety Action Program							574,771.06		
Alcohol Treatment Center							934,808.81		
General Fund Assessment							34,500.00		
FUND TOTAL JUNE 30, 1977	<u>\$ 245,555.07</u>		<u>\$ 3,107.64</u>	<u>\$33,302,670.81</u>	<u>\$27,539,168.44</u>	<u>\$ 4,989.54</u>	<u>\$5,559,215.76</u>		<u>\$ 447,959.78</u>

STATE OF IDAHO
ANALYSIS OF CHANGES - STATE INSURANCE FUND
JUNE 30, 1977

EXPENDITURES	TOTALS	PERSONAL SERVICES	OPERATING EXPENSE	CAPITAL OUTLAY	PAYMENT AS AGENT	INVESTMENTS
General Administration	817,188.57	614,966.06	192,225.24	9,997.27		
Losses and Compensation	4,715,818.06				4,715,818.06	
Investment Expense	467,658.51		10,790.00		456,868.51	
Re-Insurance and Refunds	2,068,224.66		1,922,514.66	145,710.00		
Purchase of Investments	7,225,000.00					7,225,000.00
TOTALS	<u>\$15,293,889.80</u>	<u>\$ 614,966.06</u>	<u>\$2,125,529.90</u>	<u>\$ 155,707.27</u>	<u>\$5,172,686.57</u>	<u>\$7,225,000.00</u>

STATE OF IDAHO
ANALYSIS OF FUND CHANGES - STATE INSURANCE FUND
JUNE 30, 1977

	FUND BALANCE	APPROP. 07-01-76 TO 06-30-77	OUTSTANDING ORDERS 07-01-76	RECEIPTS AND TRANSFERS	TOTAL EXPENDITURES	OUTSTANDING ORDERS 06-30-77	TRANSFERS TO OTHER FUNDS	UNENCUMBERED APPROP. BALANCE 06-30-77	FREE FUND BALANCE 06-30-77
<u>APPROPRIATED:</u>									
General Administration		<u>\$ 883,500.00</u>	26,438.42		817,188.57	23,601.31		<u>\$ 69,148.54</u>	
<u>NON-APPROPRIATED:</u>									
Losses and Compensation					4,715,818.06				
Re-Insurance and Refunds			137,485.00		2,068,224.66				
Purchase of Investments					7,225,000.00				
Investments and Expense			67,734.38		467,658.51				
Receipts				14,865,193.95					
Transfers				12,201.69					
Prior Biennium Cancelled Warrants									
FUND BALANCE JUNE 30, 1977	<u>\$ 274,782.44</u>		<u>\$ 231,657.80</u>	<u>\$14,877,395.64</u>	<u>\$15,293,889.80</u>	<u>\$ 23,601.31</u>	<u>\$ 42,268.56</u>		<u>\$ 24,076.21</u>

STATE OF IDAHO
STATEMENT OF REVENUE AND COLLECTIONS - ALL FUNDS FOR THE PERIOD ENDING JUNE 30, 1977

NO.	FUND NAME	TAXES	FINES AND FORFEITURES	LICENSES AND PERMITS	INTEREST AND PENALTIES	FEES AND SALE OF SERVICES	MISCELLANEOUS REVENUES	SALE OF GOODS	TOTAL REVENUE RECEIPTS	INTER- GOVERNMENTAL RECEIPTS	NON-REVENUE RECEIPTS	TOTAL RECEIPTS
AGENCY:	008011											
	COUNTY RECEIPTS											
0001	General Fund		373,837			891,100			1,264,937			1,264,937
0005	Department of Highways Fund		629,878	9,221,602		307,073			10,158,554			10,158,554
0014	Judges Retirement										222,709	222,709
0035	Public Utilities Comm. Board											19,704
0103	Forest Protection Trust Fund					19,704			19,704			19,704
0104	U.S. Clark McNary		31		6,317				6,348		398,658	398,658
0110	Motor Vehicle Bureau			4,686,413		234,187			4,920,600			4,920,600
0118	Search and Rescue			3,691					3,691			3,691
0126	Motorbike Recreation					2,694			2,694			2,694
0128	Idaho Code					127,235			127,235			127,235
0132	Water Pollution Cntl. Bnd. S.F.	147,719							147,719			147,719
0147	Escheat Suspense										500	500
0162	County Fish & Game Suspense		45						45		32,606	32,651
AGENCY:	010200											
	BUDGET POLICY PLANNING DIVISION											
0001	General Fund										8	8
0004	Social & Rehab. Service										64,800	64,800
0017	State Planning Agency								27,816	27,816		27,816
0230	Revenue Sharing Trust										701,579	701,579
0231	Anti-Reces. Fiscal Asst.										1,903-	1,903-
0301	Urban Planning Project								283,577	283,577	90	283,667
0302	State Planning Comm. & Dev.								398,400	398,400	1,257	399,657
0370	Law Enforcement Crime Co								2,857,206	2,857,206	64,045	2,921,252
0386	Idaho Criminal Justice Info. Sys.					14,180			267,743	253,563	13,000	280,743
AGENCY:	010301											
	GOVERNOR'S OFFICE											
0001	General Fund										75	75
0084	Governor's Emergency Fund										20,267	20,267
0288	National Governor's Conference								17,038	17,038		17,038
0361	Pacific N.W. Regional Comm.								613,498	613,498	2,811	616,310
AGENCY:	010309											
	TOURISM & INDUSTRIAL DEVELOPMENT											
0016	Development & Publicity	3										
0114	Sales Tax	271						21,765	21,769		1,771	23,540
0361	Pacific N.W. Regional Comm.								271			271
									7,156	7,156		7,156
AGENCY:	010402											
	RETIREMENT SYSTEM											
0119	Public Employees Retirement										6,842	6,842
0252	Public Employees Retirement Sp.										64,617,503	64,617,503
AGENCY:	012009											
	NUCLEAR ENERGY COMM.											
0001	General Fund										568	568
AGENCY:	012101											
	INVESTMENT BOARD											
0071	Penitentiary Income				323,662				323,662			323,662
0074	Investment Board Expense				51,417				51,426			51,426
0092	State Hospital South Income				205,702	9			205,702			205,702
0173	University of Idaho Income				390,710				390,710			390,710
0174	Agriculture College Income				255,948				255,948			255,948
0175	School of Science Income				774,990				774,990			774,990
0176	Normal School Income				671,712				671,712			671,712
0177	Charitable Insts. Income				564,487				564,487			564,487
0198	University of Idaho										47,872	47,872
AGENCY:	012501											
	LIQUOR DISPENSARY											
0135	Liquor Control			790				33,299,535	33,300,325		2,287	33,302,613
AGENCY:	012502											
	STATE INSURANCE FUND											
0136	State Insurance				35,167	10,903,982	12,361		10,951,510		634,288	11,585,799
0188	Firemen's Retirement										1,438,539	1,438,539
AGENCY:	016003											
	IDAHO OFFICE ON AGING											
0017	State Planning Agency								279,779	279,779		279,779
0391	Idaho Office of Aging Adm								640,642	640,642	5,052	645,695
0392	Office on Aging								1,766,962	1,766,962	1,742	1,768,704
AGENCY:	016004											
	HUMAN RIGHTS COMM.											
0373	Human Rights - Federal								29,647	29,647	88	29,735

STATE OF IDAHO
STATEMENT OF REVENUE AND COLLECTIONS - ALL FUNDS FOR THE PERIOD ENDING JUNE 30, 1977

FUND NO.	FUND NAME	TAXES	FINES AND FORFEITURES	LICENSES AND PERMITS	INTEREST AND PENALTIES	FEES AND SALE OF SERVICES	MISCELLANEOUS REVENUES	SALE OF GOODS	TOTAL REVENUE RECEIPTS	INTER-GOVERNMENTAL RECEIPTS	NON-REVENUE RECEIPTS	TOTAL RECEIPTS
AGENCY: 070000	LABOR & INDUSTRIAL SERVICE (Continued)										13,832	13,832
0215	Factory Built Housing			3,740		584,526		10,228	598,494		941	599,435
0282	Idaho Building Code Fund					796			39,260	38,463		39,260
0347	Building Codes Stand								1,319	1,319		1,319
0387	HUD Disaster										2,165	2,165
0991	Misc Receipts to App											
AGENCY: 081001	AGRICULTURE DEPARTMENT			25,766		53,757		861	80,384		7,970	88,354
0001	General Fund			7,405		114,859			122,264			122,264
0021	Agriculture Inspection			176		10,418			10,595			10,595
0022	Bee Inspection					2,945,940			2,945,940		19,800	2,965,741
0023	Fresh Fruit & Vegetable Insp			2,200					2,200			2,200
0027	Public Livestock Market					740			106,200		49	106,249
0028	Sheep Commission	105,459							147,199			147,199
0029	Commercial Feed & Fertilizer		48,420		4,971	93,808			5,704			5,704
0030	Idaho Prune Advt. Dev.	5,704				5			48,979		6	48,985
0032	Economic Poison		48,104		870	29,190		3,717	33,752		22,167	55,920
0033	Livestock Disease Control		845			111,996			122,100		12,424	134,525
0034	Dairy Industry & Inspection		10,104			5,234			5,234			5,234
0035	Honey Advertising			1,082		44,248			45,738	407	125	45,863
0038	Egg Inspection										48,306	48,306
0225	Rural Rehabilitation Fund										7,929	7,929
0254	Agriculture Adm. Sp.					8,329			500,667	492,337	2,191	502,858
0305	Meat Inspection Federal								113,387	113,387	38,272	151,660
0307	Potato Statistic								1,000	1,000		1,000
0308	Wheat Statistics								59,516	59,516		59,516
0309	Egg Production Inspection											
AGENCY: 091101	APPLE COMMISSION								24,667			24,667
0020	Idaho Apple Commission	24,667										
AGENCY: 091102	IDAHO BEAN COMMISSION								69,259			69,259
0025	Idaho Bean Market & Prom.	69,259										
AGENCY: 091104	IDAHO CHERRY COMMISSION								9,905			9,905
0019	Cherry Commission Fund	9,905										
AGENCY: 091105	DAIRY PRODUCTS COMMISSION								632,665		2,020	634,686
0018	Idaho Dairy Products Comm.	632,665							6			6
0114	Sales Tax	6										
AGENCY: 091106	POTATO COMMISSION				4,467			810	2,122,726		32,217	2,154,944
0031	Idaho Potato & Onion	2,117,448										
AGENCY: 091108	WHEAT COMMISSION								541,202			541,202
0026	Idaho Wheat Commission	541,202										
AGENCY: 092008	ATHLETIC COMMISSION			200		1,500			2,650			2,650
0046	Athletic Commission	950										
AGENCY: 092102	PHARMACY BOARD								84,330			84,330
0049	State Pharmacy Board		76,531			7,065		734	13,642			13,642
0061	Tri-Prescription Program		11,629					2,013				
AGENCY: 092103	ACCOUNTANCY BOARD								59,202		43	59,245
0057	State Board of Accountancy		275	58,839		82		6				
AGENCY: 092105	DENTISTRY BOARD								48,855		199	49,054
0060	Idaho State Dental Board			42,075		6,780						
AGENCY: 092107	ENGINEERING EXAMINERS BOARD								66,629		863	67,493
0050	Professional Engineers		55,411		1,387	9,830		1				
AGENCY: 092110	MEDICINE BOARD								78,526		44	78,571
0045	State Board of Medicine		78,495			31						

STATE OF IDAHO
STATEMENT OF REVENUE AND COLLECTIONS - ALL FUNDS FOR THE PERIOD ENDING JUNE 30, 1977

FUND NO.	FUND NAME	TAXES	FINES AND FORFEITURES	LICENSES AND PERMITS	INTEREST AND PENALTIES	FEES AND SALE OF SERVICES	MISCELLANEOUS REVENUES	SALE OF GOODS	TOTAL REVENUE RECEIPTS	INTER-GOVERNMENTAL RECEIPTS	NON-REVENUE RECEIPTS	TOTAL RECEIPTS
AGENCY: 092111	NURSING BOARD											
0053	Board of Nursing			190,212	3,710	57,422		615	251,959		1,065	253,025
0156	Board of Nursing Sp										28,310-	28,310-
0372	Uniform Approach Nursing Ed								89,101	89,101	158	89,259
AGENCY: 092112	OCCUPATIONAL LICENSE BUREAU											
0041	License Bureau			131,599	5,540	50,173			187,312		180	187,492
0047	Optometry Board			2,160					2,160			2,160
0161	Occupational License Bureau Sp										21,321	21,321
AGENCY: 092114	PUBLIC WORKS CONTRACTORS BOARD											
0051	Contractors State License Board			115,052					115,052		42	115,094
AGENCY: 092115	REAL ESTATE COMMISSION											
0044	Idaho Real Estate Brokers Cm			216,195		15,512			231,708			231,708
0059	Real Estate Res. & Rec.			56,203		192,113			248,316			248,316
0114	Sales Tax	964							964			964
AGENCY: 092116	PROFESSIONAL GEOLOGIST BOARD											
0068	Registered Geologist Board			10,542	41				10,583			10,583
AGENCY: 092119	CERTIFIED SHORTHAND REPORTERS											
0015	Certified Shorthand Reporters			2,615					2,615			2,615
0158	State Treasurer's Sp.										425	425
AGENCY: 093102	OUTFITTERS AND GUIDE BD											
0063	Outfitters and Guides			50,803	2,000				52,805		9	52,814
0146	Outfitters and Guides Susp										5,000	5,000
AGENCY: 100000	CORRECTION											
0366	WIN - On the Job Training								54,309	54,309		54,309
0376	Penitentiary - LEP & LEPC								229,813	229,813		229,813
0390	Manpower Dev. T.A.								64,815	64,815		64,815
0394	Penitentiary E.S.E.A.								37,042	37,042		37,042
0991	Misc Receipts to App					11,506	2,421	63,155	77,083		78,621	155,704
AGENCY: 110000	LAW ENFORCEMENT											
0001	General Fund		300	621,670				677	622,648		2,021	624,669
0005	Department of Highways Fund	837,360		4,178,410	10,996	67,144			5,093,911		12,763,576	17,857,488
0033	Livestock Disease Control					174,683			174,683			174,683
0036	Unclaimed Animal Proceeds					6,199		6,199	6,199			6,199
0052	State Brand Inspector					845,034			845,034		6,825	851,859
0055	Public Utility Comm. Board					176,766			176,766			176,766
0058	Idaho Horse Racing Act			42,019					154,730			154,730
0110	Motor Vehicle Bureau	108,935	3,775	2,052,542		1,036,686	480	21,320	3,208,989	97,960	77,829	3,286,818
0111	Drivers Training			886,822					886,822			886,822
0113	Liquor Law Enforcement										2,775	2,775
0114	Sales Tax	220,669							220,669			220,669
0145	Horse Racing Suspense										275	275
0148	Motor Carrier Sp. Fuels Sp.										149,594	149,594
0153	Financial Responsibility Sp.										762-	762-
0155	Liquor Law Enforcement Sp.										3,573	3,573
0158	State Treasurer's Sp.										2,054-	2,054-
0163	Narcotic Forfeiture		6,719						6,719		7,209	13,928
0179	Abandon Property Trust										23	23
0195	Public School										2,950	213,835
0211	Brand Suspense	210,885							210,885		186,667	186,667
0991	Misc Receipts to App.										2,571-	2,571-
AGENCY: 120500	STATE BOARD EDUCATION OFF											
0001	General Fund										7,717	7,717
0213	Continuing Ed Suspense										4,677	4,677
0281	School Information System					171,874			171,874			171,874
0326	Title I Cont. Ed								108,872	108,872	6,783	115,655
0327	State Comm - Hi. Ed. Fac.								159,985	159,985	123	160,109
AGENCY: 121000	EDUCATION DEPARTMENT											
0001	General Fund			1,246		1,420		185	2,850		35	2,886
0073	Professional Practices Comm.			58,306		30			58,336			58,336
0111	Drivers Training			165					165		185	350

STATE OF IDAHO
STATEMENT OF REVENUE AND COLLECTIONS - ALL FUNDS FOR THE PERIOD ENDING JUNE 30, 1977

FUND NO.	FUND NAME	TAXES	FINES AND FORFEITURES	LICENSES AND PERMITS	INTEREST AND PENALTIES	FEES AND SALE OF SERVICES	MISCELLANEOUS REVENUES	SALE OF GOODS	TOTAL REVENUE RECEIPTS	INTER-GOVERNMENTAL RECEIPTS	NON-REVENUE RECEIPTS	TOTAL RECEIPTS
AGENCY:	121000											
	EDUCATION DEPARTMENT (Continued)											
0114	Sales Tax	6							6			6
0208	Commodity Dist.											
0251	Department of Education Sp.										106,898	106,898
0316	School Lunch								4,886,511	4,886,511	1,872	1,872
0317	Indian Education								302,848	302,848	3,963	4,890,475
0318	Elementary Secondary Ed. Act								9,094,164	9,094,164	1,326	9,095,491
0321	Veterans Approval								80,186	80,186		80,186
0322	Adult Basic Educate								451,248	451,248	14	451,263
0325	Drivers Rehab								109,300	109,300	267	109,567
0329	Special Educ - Teacher Training								150,625	150,625		150,625
0991	Misc Receipts to App	1				77,291		38	77,331			77,331
AGENCY:	122000											
	DEAF & BLIND SCHOOL											
0350	Deaf & Blind Public Law 89-10								337,195	337,195		337,195
0991	Misc Receipts to App					16,397	40	1,920	18,358		1,625	19,984
AGENCY:	123000											
	VOCATIONAL EDUCATION											
0001	General Fund							986	986			986
0114	Sales Tax											
0324	Ed. Professional Dev.								74,678	74,678		74,678
0330	Vocational Ed. Act 63								2,614,666	2,614,666		2,614,666
0343	Vocational Ed. Advisory Council								50,000	50,000		50,000
AGENCY:	123500											
	EASTERN IDAHO VO TECH SCHOOL											
0076	Idaho Falls Area Vo. Ed.										1,062,385	1,062,385
AGENCY:	125010											
	BOISE STATE UNIVERSITY											
0271	BSC Payroll Suspense										1,562,737	1,562,737
0991	Misc Receipts to App					2,736,167			2,736,167			2,736,167
AGENCY:	125020											
	IDAHO STATE UNIVERSITY											
0001	General Fund											
0991	Misc Receipts to App					4,162,771			4,162,771			4,162,771
AGENCY:	125050											
	LEWIS-CLARK COLLEGE											
0075	Lewis Clark School Voc. Ed								900,000	900,000	3,714	903,714
0272	Lewis Clark Payroll Suspense										204,413	204,413
0354	Title VI - Lewis & Clark								6,925	6,925		6,925
0991	Misc Receipts to App		305			116,101		27	116,434		3,565	120,000
AGENCY:	126000											
	STATE LIBRARY											
0341	Library Service Act								350,276	350,276		350,276
0991	Misc Receipts to App		609			2,987	2,449	115	9,801	3,640	887	10,688
AGENCY:	126500											
	HISTORICAL SOCIETY											
0001	General Fund										84	84
0114	Sales Tax	872							872			872
0116	State Historical Society Fund					28,758	17,131	27,855	73,745		589	74,335
0398	Historical Preservation					29	300		199,190	198,861	100	199,290
AGENCY:	127000											
	VOCATIONAL REHABILITATION											
0334	Vocational Rehabilitation							18	4,320,674	4,320,656	60,164	4,380,839
AGENCY:	127500											
	DISABILITY DETERMINATIONS											
0333	Federal Disability Determinations								680,000	680,000		680,000
AGENCY:	136001											
	HEALTH AND WELFARE											
0001	General Fund		4,000						4,000			4,000
0004	Social & Rehab. Service			26,669		2,140,587	6,022	405	67,700,963	65,527,279	56,990	67,757,954
0091	State Hospital North Income											
0114	Sales Tax	51							51			51
0158	State Treasurer's Sp.										973	973
0991	Misc Receipts to App			650		2,443,440	2,253,364	163,280	12,378,153	7,517,418	618,910	12,997,064
AGENCY:	140403											
	EMPLOYMENT DEPARTMENT											
0140	Employment Security Agency Adm.					5,130	1,555	1,010	24,657,496	24,649,799	209,507	24,867,004

STATE OF IDAHO
STATEMENT OF REVENUE AND COLLECTIONS - ALL FUNDS FOR THE PERIOD ENDING JUNE 30, 1977

FUND NO.	FUND NAME	TAXES	FINES AND FORFEITURES	LICENSES AND PERMITS	INTEREST AND PENALTIES	FEES AND SALE OF SERVICES	MISCELLANEOUS REVENUES	SALE OF GOODS	TOTAL REVENUE RECEIPTS	INTER-GOVERNMENTAL RECEIPTS	NON-REVENUE RECEIPTS	TOTAL RECEIPTS
AGENCY:	140403											
	EMPLOYMENT DEPARTMENT (Continued)											
0141	Employment Security Clearing Act								26,907,326	26,907,326	18,369	26,925,696
0142	Employment Security Benefit Acct								37,928,587	37,928,587	1,690,761	39,619,348
0144	Employment Security Adm. & Reimb.				21,029		25,976		65,781	18,775	65,000	130,781
0331	MDTA								426,046	426,046		426,046
0366	WIN - On the Job Training								7,512	7,512		7,512
0390	Manpower Dev. T.A.								1,178,760	1,178,760	51	1,178,811
0395	Work Incentive								148,500	148,500		148,500
AGENCY:	152109											
	INDUSTRIAL COMMISSION											
0042	Industrial Commission	1,082,871	7,000		6,491	24,319		1,480	1,175,163	53,000	17	1,175,180
0043	Industrial Special Indemnity	204,175	6,000						210,175			210,175
0114	Sales Tax	37							37			37
0991	Misc Receipts to App					34,354			34,354			34,354
AGENCY:	163101											
	FISH AND GAME COMMISSION											
0006	Fish and Game Fund	351		6,128,092		3,679	441,158	10,786	8,579,900	1,995,831	65,726	8,645,626
0114	Sales Tax	896							896			896
0149	Fish and Game Suspense										74,347	74,347
0158	State Treasurer's Suspense										3,195	3,195
AGENCY:	173005											
	PARKS AND RECREATION DEPARTMENT											
0101	Department of Parks					127,782	18,124		145,907		8,444	154,351
0114	Sales Tax	7,485							7,485			7,485
0115	Lava Hot Springs Fund	309				252,492	25,726	15,313	293,916	73	68	293,985
0158	State Treasurer's Suspense										6,160	6,160
0166	Lucky Peak Concession						3,580		3,580			3,580
0365	Federal Bureau Outdoor Rec.						12,981	61	1,958,717	1,945,675	17,698	1,976,416
0381	Coast Guard Boat Safety						63,590		63,590			63,590
0991	Misc Receipts to App						22,401		22,401			22,401
AGENCY:	180000											
	LANDS DEPARTMENT											
0001	General Fund				1,865	17,558	29,083		48,907		51,734	100,642
0002	Permanent Building Fund				3,944				3,944		22,800	26,744
0069	Oil & Gas Conservation Comm.							704	804	100		804
0071	Penitentiary Income				9,694		7,300		16,994			16,994
0086	School of Deaf & Blind				968						5,700	6,668
0092	State Hospital South Income				39,795		71,494		111,290			111,290
0099	Scaling Practices										53,481	53,481
0104	U.S. Clark-McNary										613,636	613,636
0105	Forest Range Protection										5,235	5,235
0151	Land Commissioners Suspense										1,027,683	1,027,683
0167	Land Commissioners Scaling Tr.										170,572	170,572
0172	Public School Income				1,146,826		1,994,098		3,140,925			3,140,925
0173	University of Idaho Income				54,946		25,255		80,202			80,202
0174	Agriculture College Income				37,672		26,767		64,439			64,439
0175	School of Science Income				45,251		41,818		87,069			87,069
0176	Normal School Income				45,342		63,373		108,716			108,716
0177	Charitable Insts. Income				22,109		43,577		65,686			65,686
0189	Forest Management										1,689,048	1,689,048
0190	Agricultural College										142,617	142,617
0191	Charitable Insts.										382,525	382,525
0192	Normal School										432,716	432,716
0193	Penitentiary										235,689	235,689
0194	Public Building				2,228		1,136		3,365		1,919	5,284
0195	Public School										5,633,217	5,633,217
0196	School of Science										596,714	596,714
0197	State Hospital South										301,393	301,393
0198	University of Idaho										781,348	781,348
0266	10% Timber & Grazing Lease				70,049		117,551		187,601		753,327	940,928
0361	Pacific N.W. Regional Comm.								262,121	262,121	5	262,126
0389	Land Federal Fund								276,015	276,015		276,015
0991	Misc Receipts to App										16,518	16,518
AGENCY:	193002											
	WATER RESOURCES											
0006	Fish and Game Fund								48,000	48,000		48,000
0062	Carey Act Trust			15,900					15,900			15,900
0065	Water Resource Revl.				13,455				13,455		13,351	26,807
0067	Water Resources Fund			135,441		2,386			137,834		5,608	143,442
0154	Water Resources Suspense										106,213	106,213
0158	State Treasurer's Suspense										25,000	25,000
0310	Water Resource Plan								69,160	69,160	1,842	71,002
0311	FHA Grant Water Sewer St								77,000	77,000		77,000
0332	Corp of Engineer					1,600			113,090	111,490	30,484	143,574
0339	State River Basin								40,000	40,000		40,000

STATE OF IDAHO
STATEMENT OF REVENUE AND COLLECTIONS - ALL FUNDS FOR THE PERIOD ENDING JUNE 30, 1977

FUND NO.	FUND NAME	TAXES	FINES AND FORFEITURES	LICENSES AND PERMITS	INTEREST AND PENALTIES	FEES AND SALE OF SERVICES	MISCELLANEOUS REVENUES	SALE OF GOODS	TOTAL REVENUE RECEIPTS	INTER-GOVERNMENTAL RECEIPTS	NON-REVENUE RECEIPTS	TOTAL RECEIPTS
AGENCY:	202007											
0048	AERONAUTICS			27,917			6,278	3,307	154,972	117,469	26,232	181,205
AGENCY:	206501											
	HIGHWAY DEPARTMENT											
0001	General Fund					42			42		850	892
0005	Department of Highways Fund	103-	1,200	248,577	776	82,725	51,202	54,104	58,915,024	58,476,542	448,547	59,363,571
0048	Aeronautics										2,766	2,766
0104	U.S. Clark-McNary										2,775	2,775
0110	Motor Vehicle Bureau										260	260
0114	Sales Tax	3,851							3,851			3,851
0189	Forest Management										2,800	2,800
0214	City County Highway Hold. Sp.										16,329-	16,329-
0991	Misc Receipts to App										2,740	2,740
AGENCY:	207005											
0369	TRAFFIC SAFETY COMMISSION								530,763	530,763	409	531,172
	Idaho Traffic Commission											
AGENCY:	207007											
0382	ALCOHOL SAFETY ACTION PROJECT								20,045	20,045		20,045
	Idaho Alcohol Action											
AGENCY:	210101											
0001	LIEUTENANT GOVERNOR										6	6
	General Fund											
AGENCY:	220303											
	ATTORNEY GENERAL											
0001	General Fund										20	20
0218	Attorney General Suspense										39,457	39,457
0375	Law Enforcement Planning Att. Gen.										702	702
0991	Misc Receipts to App										500	500
AGENCY:	230305											
	STATE TREASURER											
0001	General Fund			9,009	5,520,301				5,529,311		116,017,653	121,546,965
0042	Industrial Commission				25,294				25,294		1,997,192	2,022,486
0043	Industrial Special Indemnity				55,513				55,513		470,000	525,513
0116	State Historical Society Fund				3,299				3,299		42,000	42,299
0119	Public Employees Retirement				6,250				6,250		66,000	72,250
0130	Water Pollution Control Board				462				462		126,013	126,475
0132	Water Pollution Control Bd S.F.				5,613				5,613		479,130	484,744
0158	State Treasurer's Suspense										268,274	268,274
0172	Public School Income				3,993,834				3,993,834		1,040,776	5,034,610
0180	National Forest Reserve										8,105,156	8,105,156
0188	Firemen's Retirement				551,186				551,186		25,000,533	25,551,719
0195	Public School				148,500				148,500		254,601,071	254,749,571
0205	Retained Risk Fund				4,600				4,600		5,060,000	5,064,600
0230	Revenue Sharing Trust				62,475				62,475		35,110,149	35,172,625
0231	Anti-Recess. Fiscal Asst.				2,239				2,239		2,935,515	2,935,754
0253	Supplemental Retirement				1,864				1,864		402,385	404,249
0260	Public School Income										10,855,510	10,855,510
0267	General Fund Int - Suspense				37,408				37,408			37,408
0284	Group Insurance Fund				25,104				25,104		14,334,300	14,359,404
0400	State & Local Fiscal Assis. Ac								8,184,940	8,184,940		8,184,940
0991	Misc Receipts to App						133		133		12	145
AGENCY:	240306											
	STATE AUDITOR											
0001	General Fund					242			242		262	504
0275	State Payroll Trust										17,343,047	17,343,047
0991	Misc Receipts to App					12,007		2,017	14,025		110	14,136
AGENCY:	240311											
0165	ADMIN SOCIAL SECURITY TRUST											
	Social Security Trust										34,563,271	34,563,271
AGENCY:	250304											
	SECRETARY OF STATE											
0001	General Fund			885,568	8,855	90,717		310	985,450		1,125	986,576
0219	Secretary of State Sus Fnd										29,709	29,709
0991	Misc Receipts to App							165	165		390	555
AGENCY:	258003											
	ARTS & HUMANITIES											
0380	Idaho Commission Arts & Humanities								269,521	269,521	2,161	271,682
0991	Misc Receipts to App					105	2,000		5,634	3,529	1,119	6,753

[illegible]

STATE OF IDAHO
SUMMARY OF STATEMENT OF EXPENDITURES
OPERATING FUNDS
JUNE 30, 1977

AGENCY	TOTALS		PERSONNEL COSTS	OTHER OPERATING EXPENDITURES	CAPITAL OUTLAY	TRUSTEE AND BENEFIT PAYMENTS	DEBT SERVICE AND REDEMPTION	TOTAL EXPENDITURES	PRIOR BIEN CANCELLED WARRANTS
	GENERAL FUND	SPECIAL FUNDS							
010200	Budget Policy Planning Div	1,064,742	281,495	802,645	234,492	10,279	298,820	1,346,238	31-
010301	Governor's Office	367,999	20,306	188,579	190,607	9,119		388,306	26-
010309	Tourism and Industrial Dev	381,532	136,575	148,411	368,607	1,088		518,107	768-
010402	Retirement System		724,827	476,759	242,432	4,135	1,500	724,827	
012009	Nuclear Energy Commission	2,753		867	1,885			2,753	
012101	Investment Board	28,848	151,350	70,132	106,214	3,851		180,198	
015003	Education Commission	11,250			11,250			11,250	
016003	Idaho Office on Aging	90,678		67,228	23,450			90,678	
016004	Human Rights Comm	103,006		51,719	44,521	6,766		103,006	1-
016005	Blind Commission	126,399	28,198	90,809			63,788	154,597	
017001	Military Division	856,454	1,011,521	941,924	876,836	43,257	5,957	1,867,975	11-
018005	Women's Program Comm	9,932			9,932			9,932	
030000	Administration Department	1,089,186	15,134,521	2,035,599	2,111,148	9,586,266	2,490,693	16,223,707	86-
030401	Personnel Commission		903,625	679,558	184,161	39,905		903,625	
047501	State Tax Commission	5,674,363	55,272,593	2,859,235	36,300,703	82,332	21,704,684	60,946,956	47,649-
047503	Tax Appeals Board	34,283		24,804	8,349	1,130		34,283	
050000	Finance Department	490,733	64,988	448,410	87,632	19,679		555,721	6-
062006	Insurance Department	396,577		303,363	84,719	8,494		396,577	21-
070000	Labor & Ind. Service Dept	509,404	1,083,073	1,219,704	339,396	31,718	1,659	1,592,478	35-
081001	Agriculture Department	1,802,063	3,487,474	4,193,792	885,654	68,964	141,126	5,289,538	1,065-
091101	Apple Commission		17,002		17,002			17,002	
091102	Idaho Bean Commission		94,169	12,031	82,137			94,169	
091104	Idaho Cherry Commission		9,997		9,997			9,997	
091105	Dairy Products Commission		656,866	62,908	593,002	955		656,866	
091106	Potato Commission		7,721		7,721			7,721	
091108	Wheat Commission	12,790	445,574	60,196	398,167			458,364	34-
092008	Athletic Commission	5,486	1,475		6,961			6,961	
092102	Pharmacy Board	36,084	115,537	107,314	44,041	266		151,621	
092103	Accountancy Board		46,835	18,787	26,906	1,141		46,835	
092105	Dentistry Board		42,020	18,557	23,462			42,020	
092107	Engineering Examiners Board		66,209	32,861	31,858	1,489		66,209	
092110	Medicine Board		65,780	46,099	18,983	697		65,780	
092111	Nursing Board		155,453	90,532	64,808	111		155,453	5-
092112	Occupational License Bur		208,148	125,840	79,308	3,000		208,148	206-
092114	Public Works Contractors Board		107,855	84,307	22,854	693		107,855	
092115	Real Estate Commission		457,305	194,372	256,955	5,977		457,305	120-
092116	Professional Geologist Board		11,770	4,903	6,563	303		11,770	169-
092117	Optometry Board		6,596	1,230	5,366			6,596	112-
092119	Certified Shorthand Reporters		1,296		1,296			1,296	
093102	Outfitters and Guides Board		48,812	25,675	23,137			48,812	
100000	Correction	5,184,156	484,323	3,376,551	1,935,950	355,977		5,668,479	1,063-
110000	Law Enforcement	1,540,679	9,883,483	7,940,603	2,934,551	543,517	5,489	11,424,162	176-
120500	State Board Education Off	2,616,906		450,243	270,484	14,158	1,882,020	2,616,906	
121000	Education Department	1,201,081	1,065,323	838,146	359,774	19,954	1,048,529	2,266,404	
122000	Deaf & Blind School	1,569,212	76,840	1,358,239	264,556	22,375	882	1,646,053	11-
123000	Vocational Education	9,359,221		599,160	132,342	9,076	8,618,642	9,359,221	
123500	Eastern Idaho Vo-Tech School		970,901	647,659	189,438	133,802		970,901	94-
124010	College Southern Idaho		1,537,191				1,537,191	1,537,191	
124020	North Idaho College		1,250,900				1,250,900	1,250,900	
125010	Boise State University	13,024,770	2,716,571	12,770,411	2,170,404	800,526		15,741,342	833-

STATE OF IDAHO
SUMMARY OF STATEMENT OF EXPENDITURES
OPERATING FUNDS
JUNE 30, 1977

AGENCY	TOTALS		PERSONNEL COSTS	OTHER OPERATING EXPENDITURES	CAPITAL OUTLAY	TRUSTEE AND BENEFIT PAYMENTS	DEBT SERVICE AND REDEMPTION	TOTAL EXPENDITURES	PRIOR BIEN CANCELLED WARRANTS
	GENERAL FUND	SPECIAL FUNDS							
125020 Idaho State University	14,336,761	4,638,746	14,171,628	3,219,748	1,584,130			18,975,507	
125030 University of Idaho	19,803,468		16,294,131	2,589,745	919,590			19,803,468	62-
125050 Lewis Clark College	2,032,703	1,478,246	2,781,034	573,374	156,541			3,510,950	57-
125531 Agricultural Research	3,572,634		2,571,405	540,729	460,500			3,572,634	
125532 Cooperative Ext Service	2,199,297		2,192,606	3,800	2,891			2,199,297	
125533 Short Term App Res	70,671		43,833	22,890	3,946			70,671	
125534 Forest Util Res	115,731		89,155	22,347	4,228			115,731	
125541 WSU-NW Col. Vet. Med	406,301		295,947	66,190	44,163			406,301	
125542 WAMI Medical Program	534,563		155,200	36,787		342,576		534,563	
126000 State Library	1,029,083	10,498	370,289	113,438	70,229	476,624		1,039,581	
126500 Historical Society	431,001	55,934	334,927	117,748	30,240	4,000		486,936	
127000 Vocational Rehabilitation	1,089,756					1,089,756		1,089,756	562-
136001 Health and Welfare		124,602,839	40,981,656	15,075,485	1,853,107	66,692,590		124,602,839	38,754-
140403 Employment Department	120		120					120	
152109 Industrial Commission		1,253,541	697,840	303,883	180,018	71,800		1,253,541	
163101 Fish and Game Commission		7,609,516	5,083,470	2,138,920	387,125			7,609,516	384-
173005 Parks and Recreation Dept	1,932,043	1,322,437	1,489,014	461,519	799,341	504,605		3,254,481	135-
180000 Lands Department	3,877,909	1,253,814	3,030,520	1,342,615	170,445	588,143		5,131,724	55-
193002 Water Resources	2,044,131	241,674	1,424,693	286,961	57,512	516,638		2,285,805	
202007 Aeronautics	147	849,616	211,171	168,999	228,070	241,523		849,764	33-
206501 Highway Department		107,230,050	23,926,501	11,698,774	71,604,774			107,230,050	491-
207005 Traffic Safety Commission		14,310	11,999	2,311				14,310	
210101 Lieutenant Governor	43,406		26,356	17,049				43,406	
220303 Attorney General	852,028	403,376	1,063,923	177,706	13,775			1,255,404	
230305 State Treasurer	291,904	119,559,479	210,552	76,654	4,697		119,559,479	119,851,384	
240306 State Auditor	8,354,092	689,334	1,038,588	1,185,836	11,104	6,807,895		9,043,426	
250102 Uniform Law Comm	5,197		5,197					5,197	
250304 Secretary of State	674,261	1,000	287,048	116,957	9,695	261,560		675,261	23-
258003 Arts & Humanities	45,818	6,199	36,506	15,510				52,017	
258012 Idaho Code Commission		152,714	8,570	144,143				152,714	
418010 Bi-Centennial Commission	61,860		2,000	59,860				61,860	
512003 Public Utility Commission	124,262	1,110,074	793,038	405,762	35,535			1,234,336	
710102 Senate		483,876	245,782	237,606	487			483,876	
720102 House	3,916	781,022	345,020	438,945	973			784,939	
730000 Legislative Council	425,390	3,212	216,091	210,011		2,500		428,602	22-
740000 Joint Finance App Cm	433,060	138,717	512,394	56,316	3,066			571,777	
810000 Judicial Branch	4,252,850	374,864	3,679,537	532,721	63,872	351,584		4,627,715	
TOTAL AGENCY EXPENDITURES	\$116,634,977	\$473,117,614	\$168,092,761	\$ 94,556,587	\$ 90,540,077	\$117,003,685	\$119,559,479	\$589,752,591	\$ 93,108-
ALLOCATION OF EXPENDITURES BY FUND									
General Fund	116,634,977		70,328,787	18,949,139	5,322,292	22,034,758		116,634,977	
Special Funds		473,117,614	97,763,974	75,607,447	85,217,785	94,968,926	119,559,479	473,117,614	
TOTALS	\$116,634,977	\$473,117,614	\$168,092,761	\$ 94,556,587	\$ 90,540,077	\$117,003,685	\$119,559,479	\$589,752,591	
PERCENTAGE ALLOCATION OF EXPENDITURES BY FUND									
General Fund	100.00%		60.30%	16.25%	4.56%	18.89%		100.00%	
Special Funds		100.00%	20.66%	15.98%	18.01%	20.07%	25.27%	100.00%	

STATE OF IDAHO
SUMMARY STATEMENT OF EXPENDITURES
12 MONTHS PERIOD ENDING JUNE 30, 1977

FUND	AGENCY	PERSONNEL COSTS	OTHER OPERATING EXPENDITURES	CAPITAL OUTLAY	TRUSTEE AND BENEFIT PAYMENTS	DEBT SERVICE AND REDEMPTION	TOTAL EXPENDITURES	PRIOR BIEN CANCELED WARRANTS
AGENCY:	010200							
	BUDGET POLICY PLANNING DIVISION							
0001	General Fund	799,245.78	234,492.47	10,279.44	20,725.26		1,064,742.95	31.00-
0017	State Planning Agency				278,095.06		278,095.06	
0990	Interaccounts	3,400.00					3,400.00	
	AGENCY TOTALS	\$ 802,645.78	\$ 234,492.47	\$ 10,279.44	\$ 298,820.32		\$ 1,346,238.01	\$ 31.00-
AGENCY:	010301							
	GOVERNOR'S OFFICE							
0001	General Fund	188,605.54	170,275.00	9,119.43			367,999.97	
0084	Governor's Emergency Fund	26.10-	20,332.48				20,306.38	26.10-
	AGENCY TOTALS	\$ 188,579.44	\$ 190,607.48	\$ 9,119.43			\$ 388,306.35	\$ 26.10-
AGENCY:	010309							
	TOURISM & INDUSTRIAL DEV							
0001	General Fund	148,411.19	232,032.89	1,088.00			381,532.08	
0016	Idaho Development & Publicity		136,575.09				136,575.09	768.00-
	AGENCY TOTALS	\$ 148,411.19	\$ 368,607.98	\$ 1,088.00			\$ 518,107.17	\$ 768.00-
AGENCY:	010402							
	RETIREMENT SYSTEM							
0119	Public Employees Retirement	476,759.63	242,432.52	4,135.47	1,500.00		724,827.62	
	AGENCY TOTALS	\$ 476,759.63	\$ 242,432.52	\$ 4,135.47	\$ 1,500.00		\$ 724,827.62	
	DEPARTMENT TOTALS	\$ 1,616,396.04	\$ 1,036,140.45	\$ 24,622.34	\$ 300,320.32		\$ 2,977,479.15	\$ 825.10-
AGENCY:	012009							
	NUCLEAR ENERGY COMMISSION							
0001	General Fund	867.76	1,885.34				2,753.10	
	AGENCY TOTALS	\$ 867.76	\$ 1,885.34				\$ 2,753.10	
AGENCY:	012101							
	INVESTMENT BOARD							
0001	General Fund	12,025.40	16,822.94				28,848.34	
0074	Investment Board Expense	58,107.36	89,391.63	3,851.27			151,350.26	
	AGENCY TOTALS	\$ 70,132.76	\$ 106,214.57	\$ 3,851.27			\$ 180,198.60	
	DEPARTMENT TOTALS	\$ 71,000.52	\$ 108,099.91	\$ 3,851.27			\$ 182,951.70	
AGENCY:	015003							
	EDUCATION COMMISSION							
0001	General Fund		11,250.00				11,250.00	
	AGENCY TOTALS		\$ 11,250.00				\$ 11,250.00	
	DEPARTMENT TOTALS		\$ 11,250.00				\$ 11,250.00	

STATE OF IDAHO
SUMMARY STATEMENT OF EXPENDITURES
12 MONTHS PERIOD ENDING JUNE 30, 1977

FUND	AGENCY	PERSONNEL COSTS	OTHER OPERATING EXPENDITURES	CAPITAL OUTLAY	TRUSTEE AND BENEFIT PAYMENTS	DEBT SERVICE AND REDEMPTION	TOTAL EXPENDITURES	PRIOR BIEN CANCELLED WARRANTS
AGENCY:	016003							
	IDAHO OFFICE ON AGING							
0001	General Fund	67,228.62	23,450.01				90,678.63	
	AGENCY TOTALS	\$ 67,228.62	\$ 23,450.01				\$ 90,678.63	
AGENCY:	016004							
	HUMAN RIGHTS COMMISSION							
0001	General Fund	51,719.12	44,521.06	6,766.13			103,006.31	1.00-
	AGENCY TOTALS	\$ 51,719.12	\$ 44,521.06	\$ 6,766.13			\$ 103,006.31	\$ 1.00-
AGENCY:	016005							
	BLIND COMMISSION							
0001	General Fund	90,809.24			35,590.45		126,399.69	
0991	Misc Receipts to App				28,198.20		28,198.20	
	AGENCY TOTALS	\$ 90,809.24			\$ 63,788.65		\$ 154,597.89	
	DEPARTMENT TOTALS	\$ 209,756.98	\$ 67,971.07	\$ 6,766.13	\$ 63,788.65		\$ 348,282.83	\$ 1.00-
AGENCY:	017001							
	MILITARY DIVISION							
0001	General Fund	441,420.47	383,208.15	25,868.50	5,957.34		856,454.46	7.50-
0084	Governor's Emergency Fund	63,247.15	52,758.06				116,005.21	3.57-
0100	Idaho National Guard Ed Encour		50,182.15				50,182.15	
0106	Armory Construction		5,165.14	13,640.29			18,805.43	
0107	Adjutant General Receipts	437,257.09	385,523.04	3,748.50			826,528.63	
	AGENCY TOTALS	\$ 941,924.71	\$ 876,836.54	\$ 43,257.29	\$ 5,957.34		\$ 1,867,975.88	\$ 11.07-
	DEPARTMENT TOTALS	\$ 941,924.71	\$ 876,836.54	\$ 43,257.29	\$ 5,957.34		\$ 1,867,975.88	\$ 11.07-
AGENCY:	018005							
	WOMEN'S PROGRAM COMMISSION							
0001	General Fund		9,932.22				9,932.22	
	AGENCY TOTALS		\$ 9,932.22				\$ 9,932.22	
	DEPARTMENT TOTALS		\$ 9,932.22				\$ 9,932.22	
AGENCY:	030000							
	ADMINISTRATION DEPARTMENT							
0001	General Fund	387,331.72	635,173.47	66,681.32			1,089,186.51	10.00-
0002	Permanent Building Fund	247,025.01	66,787.37	8,995,203.89			9,309,016.27	
0117	Surplus Property Agency	123,342.22	49,655.73				172,997.95	
0990	Interaccounts	1,277,900.05	1,359,556.59	524,381.41	2,490,693.35		5,652,531.40	52.00-
0991	Misc Receipts to App		24.20-				24.20-	24.20-
	AGENCY TOTALS	\$ 2,035,599.00	\$ 2,111,148.96	\$ 9,586,266.62	\$ 2,490,693.35		\$ 16,223,707.93	\$ 86.20-

STATE OF IDAHO
SUMMARY STATEMENT OF EXPENDITURES
12 MONTHS PERIOD ENDING JUNE 30, 1977

FUND	AGENCY	PERSONNEL COSTS	OTHER OPERATING EXPENDITURES	CAPITAL OUTLAY	TRUSTEE AND BENEFIT PAYMENTS	DEBT SERVICE AND REDEMPTION	TOTAL EXPENDITURES	PRIOR BIEN CANCELLED WARRANTS
AGENCY: 030401	PERSONNEL COMMISSION							
0125	Personnel Commission	679,558.62	184,161.29	39,905.55			903,625.46	
	AGENCY TOTALS	\$ 679,558.62	\$ 184,161.29	\$ 39,905.55			\$ 903,625.46	
	DEPARTMENT TOTALS	\$ 2,715,157.62	\$ 2,295,310.25	\$ 9,626,172.17	\$ 2,490,693.35		\$ 17,127,333.39	\$ 86.20-
AGENCY: 047501	STATE TAX COMMISSION							
0001	General Fund	2,859,235.66	1,063,395.00	82,332.58	1,669,400.00		5,674,363.24	
0108	State Income Tax Refund		32,505,750.74				32,505,750.74	46,845.07-
0112	Motor Fuels Refund		2,510,674.16				2,510,674.16	801.83-
0114	Sales Tax		219,241.09		20,035,284.55		20,254,525.64	3.00-
0991	Misc Receipts to App		1,642.50				1,642.50	
	AGENCY TOTALS	\$ 2,859,235.66	\$ 36,300,703.49	\$ 82,332.58	\$ 21,704,684.55		\$ 60,946,956.28	\$ 47,649.90-
AGENCY: 047503	TAX APPEALS BOARD							
0001	General Fund	24,804.30	8,349.66	1,130.00			34,283.96	
	AGENCY TOTALS	\$ 24,804.30	\$ 8,349.66	\$ 1,130.00			\$ 34,283.96	
	DEPARTMENT TOTALS	\$ 2,884,039.96	\$ 36,309,053.15	\$ 83,462.58	\$ 21,704,684.55		\$ 60,981,240.24	\$ 47,649.90-
AGENCY: 050000	FINANCE DEPARTMENT							
0001	General Fund	400,349.65	76,771.62	13,612.39			490,733.66	6.00-
0064	State Cemetery Board	300.00	75.44				375.44	
0070	Credit Union Audit Fund	39,760.64	9,885.12	4,891.84			54,537.60	
0990	Interaccounts	8,000.00	900.00	1,175.14			10,075.14	
	AGENCY TOTALS	\$ 448,410.29	\$ 87,632.18	\$ 19,679.37			\$ 555,721.84	\$ 6.00-
	DEPARTMENT TOTALS	\$ 448,410.29	\$ 87,632.18	\$ 19,679.37			\$ 555,721.84	\$ 6.00-
AGENCY: 062006	INSURANCE DEPARTMENT							
0001	General Fund	303,363.14	84,719.77	8,494.20			396,577.11	21.00-
	AGENCY TOTALS	\$ 303,363.14	\$ 84,719.77	\$ 8,494.20			\$ 396,577.11	\$ 21.00-
	DEPARTMENT TOTALS	\$ 303,363.14	\$ 87,719.77	\$ 8,494.20			\$ 396,577.11	\$ 21.00-
AGENCY: 070000	LABOR & INDUSTRIAL SERVICE DEPT							
0001	General Fund	380,042.77	98,849.14	30,512.49			509,404.40	7.00-
0054	Electrical Board	562,235.25	162,919.60	317.32-			724,837.53	13.00-
0056	State Plumbing Board	277,426.23	77,627.52	1,523.09	1,659.41		358,236.25	15.00-
	AGENCY TOTALS	\$ 1,219,704.25	\$ 339,396.26	\$ 31,718.26	\$ 1,659.41		\$ 1,592,478.18	\$ 35.00-
	DEPARTMENT TOTALS	\$ 1,219,704.25	\$ 339,396.26	\$ 31,718.26	\$ 1,659.41		\$ 1,592,478.18	\$ 35.00-

STATE OF IDAHO
SUMMARY STATEMENT OF EXPENDITURES
12 MONTHS PERIOD ENDING JUNE 30, 1977

FUND	AGENCY	PERSONNEL COSTS	OTHER OPERATING EXPENDITURES	CAPITAL OUTLAY	TRUSTEE AND BENEFIT PAYMENTS	DEBT SERVICE AND REDEMPTION	TOTAL EXPENDITURES	PRIOR BIEN CANCELLED WARRANTS
AGENCY:	081001							
	AGRICULTURE DEPARTMENT							
0001	General Fund	1,287,659.29	473,656.69	40,747.37			1,802,063.35	967.25-
0021	Agriculture Inspection	78,128.35	21,745.85	1,815.12	2,635.60		104,324.92	
0022	Bee Inspection	2,580.89	4,209.76				6,790.65	
0023	Fresh Fruit & Vegetable Insp	2,438,743.65	157,256.11	25,905.06	138,491.20		2,760,396.02	61.65-
0027	Public Livestock Market		1,022.37				1,022.37	
0028	Sheep Commission	52,150.34	65,408.52				117,558.86	
0029	Commercial Feed & Fertilizer	107,266.04	40,588.29	100.00			147,954.33	12.00-
0030	Idaho Prune Advt. Dev	106.51	3,934.40				4,040.91	
0032	Economic Poison	28,800.00	11,465.36				40,265.36	
0033	Livestock Disease Control	72,303.14	57,755.41	342.00			130,400.55	25.00-
0034	Dairy Industry & Inspection	97,840.35	31,396.26	55.00			129,291.61	
0035	Honey Advertising		3,773.38				3,773.38	
0038	Egg Inspection	28,213.58	13,442.22				41,655.80	
	AGENCY TOTALS	\$ 4,193,792.14	\$ 885,654.62	\$ 68,964.55	\$ 141,126.80		\$ 5,289,538.11	\$ 1,065.90-
AGENCY:	091101							
	APPLE COMMISSION							
0020	Idaho Apple Commission		17,002.60				17,002.60	
	AGENCY TOTALS		\$ 17,002.60				\$ 17,002.60	
AGENCY:	091102							
	IDAHO BEAN COMMISSION							
0025	Idaho Bean Market & Promotion	12,031.67	82,137.78				94,169.45	
	AGENCY TOTALS	\$ 12,031.67	\$ 82,137.78				\$ 94,169.45	
AGENCY:	091104							
	IDAHO CHERRY COMMISSION							
0019	Cherry Commission Fund		9,997.31				9,997.31	
	AGENCY TOTALS		\$ 9,997.31				\$ 9,997.31	
AGENCY:	091105							
	DAIRY PRODUCTS COMMISSION							
0018	Idaho Dairy Products Commission	62,908.77	593,002.96	955.15			656,866.88	
	AGENCY TOTALS	\$ 62,908.77	\$ 593,002.96	\$ 955.15			\$ 656,866.88	
AGENCY:	091106							
	POTATO COMMISSION							
0031	Idaho Potato & Onion		7,721.86				7,721.86	
	AGENCY TOTALS		\$ 7,721.86				\$ 7,721.86	
AGENCY:	091108							
	WHEAT COMMISSION							
0001	General Fund	12,036.25	754.16				12,790.41	
0026	Idaho Wheat Commission	48,160.64	397,413.63				445,574.27	34.24-
	AGENCY TOTALS	\$ 60,196.89	\$ 398,167.79				\$ 458,364.68	\$ 34.24-
	DEPARTMENT TOTALS	\$ 4,328,929.47	\$ 1,993,684.92	\$ 69,919.70	\$ 141,126.80		\$ 6,533,660.89	\$ 1,100.14-

STATE OF IDAHO
SUMMARY STATEMENT OF EXPENDITURES
12 MONTHS PERIOD ENDING JUNE 30, 1977

FUND	AGENCY	PERSONNEL COSTS	OTHER OPERATING EXPENDITURES	CAPITAL OUTLAY	TRUSTEE AND BENEFIT PAYMENTS	DEBT SERVICE AND REDEMPTION	TOTAL EXPENDITURES	PRIOR BIEN CANCELLED WARRANTS
AGENCY: 092008	ATHLETIC COMMISSION							
0001	General Fund		5,486.79				5,486.79	
0046	Athletic		1,475.19				1,475.19	
	AGENCY TOTALS		6,961.98				6,961.98	
AGENCY: 092102	PHARMACY BOARD							
0001	General Fund	35,818.27		266.43			36,084.70	
0049	State Pharmacy Board	71,495.75	29,506.20				101,001.95	
0061	Tri-Prescription Program		14,535.15				14,535.15	
	AGENCY TOTALS	107,314.02	44,041.35	266.43			151,621.80	
AGENCY: 092103	ACCOUNTANCY BOARD							
0057	State Board of Accountancy	18,787.16	26,906.87	1,141.83			46,835.86	
	AGENCY TOTALS	18,787.16	26,906.87	1,141.83			46,835.86	
AGENCY: 092105	DENTISTRY BOARD							
0060	Idaho State Dental Board	18,557.88	23,462.34				42,020.22	
	AGENCY TOTALS	18,557.88	23,462.34				42,020.22	
AGENCY: 092107	ENGINEERING EXAMINERS BOARD							
0050	Professional Engineers	32,861.28	31,858.70	1,489.20			66,209.18	
	AGENCY TOTALS	32,861.28	31,858.70	1,489.20			66,209.18	
AGENCY: 092110	MEDICINE BOARD							
0045	State Board of Medicine	46,099.38	18,983.49	697.34			65,780.21	
	AGENCY TOTALS	46,099.38	18,983.49	697.34			65,780.21	
AGENCY: 092111	NURSING BOARD							
0053	Board of Nursing	90,532.87	64,808.76	111.76			155,453.39	5.70-
	AGENCY TOTALS	90,532.87	64,808.76	111.76			155,453.39	5.70-
AGENCY: 092112	OCCUPATIONAL LICENSE BUREAU							
0041	Occupational License Bureau	125,840.46	79,308.31	3,000.00			208,148.77	206.03-
	AGENCY TOTALS	125,840.46	79,308.31	3,000.00			208,148.77	206.03-
AGENCY: 092114	PUBLIC WORKS CONTRACTORS BOARD							
0051	Contractors State License Board	84,307.79	22,854.42	693.00			107,855.21	
	AGENCY TOTALS	84,307.79	22,854.42	693.00			107,855.21	

STATE OF IDAHO
SUMMARY STATEMENT OF EXPENDITURES
12 MONTHS PERIOD ENDING JUNE 30, 1977

FUND	AGENCY	PERSONNEL COSTS	OTHER OPERATING EXPENDITURES	CAPITAL OUTLAY	TRUSTEE AND BENEFIT PAYMENTS	DEBT SERVICE AND REDEMPTION	TOTAL EXPENDITURES	PRIOR BIEN CANCELLED WARRANTS
AGENCY:	092115							
	REAL ESTATE COMMISSION							
0044	Idaho Real Estate Brokers Cm	154,161.87	94,755.80	3,290.90			252,208.57	120.03-
0059	Real Estate Res. & Rec.	40,211.10	162,199.50	2,686.32			205,096.92	
	AGENCY TOTALS	\$ 194,372.97	\$ 256,955.30	\$ 5,977.22			\$ 457,305.49	\$ 120.03-
AGENCY:	092116							
	PROFESSIONAL GEOLOGIST BOARD							
0068	Registered Geologist Board	4,903.70	6,563.31	303.30			11,770.31	169.82-
	AGENCY TOTALS	\$ 4,903.70	\$ 6,563.31	\$ 303.30			\$ 11,770.31	\$ 169.82-
AGENCY:	092117							
	OPTOMETRY BOARD							
0047	Optometry Board	1,230.86	5,366.06				6,596.92	112.06-
	AGENCY TOTALS	\$ 1,230.86	\$ 5,366.06				\$ 6,596.92	\$ 112.06-
AGENCY:	092119							
	CERTIFIED SHORTHAND REPORTERS							
0015	Certified Shorthand Reporters		1,296.40				1,296.40	
	AGENCY TOTALS		\$ 1,296.40				\$ 1,296.40	
	DEPARTMENT TOTALS	\$ 724,808.37	\$ 589,367.29	\$ 13,680.08			\$ 1,327,855.74	\$ 613.64-
AGENCY:	093102							
	OUTFITTERS AND GUIDES BOARD							
0063	Outfitters and Guides	25,675.63	23,137.09				48,812.72	
	AGENCY TOTALS	\$ 25,675.63	\$ 23,137.09				\$ 48,812.72	
	DEPARTMENT TOTALS	\$ 25,675.63	\$ 23,137.09				\$ 48,812.72	
AGENCY:	100000							
	CORRECTION							
0001	General Fund	3,346,092.94	1,500,278.79	337,784.48			5,184,156.21	1,063.05-
0071	Penitentiary Income		339,434.90	3,393.54			342,828.44	
0991	Misc Receipts to App	30,458.58	96,236.78	14,799.30			141,494.66	
	AGENCY TOTALS	3,376,551.52	1,935,950.47	355,977.32			5,668,479.31	1,063.05-
AGENCY:	110000							
	LAW ENFORCEMENT							
0001	General Fund	971,045.93	483,462.57	86,170.92			1,540,679.42	
0036	Unclaimed Animal Proceeds		19,254.16				19,254.16	
0052	State Brand Inspector	656,929.94	111,541.75	22,229.49			790,701.18	
0058	Idaho Horse Racing Act	86,460.75	72,502.35	537.07			159,500.17	
0110	Motor Vehicle Bureau	5,679,598.87	2,124,593.74	422,452.83			8,226,645.44	58.35-
0113	Liquor Law Enforcement	172,668.22	77,297.32	12,127.65			262,093.19	118.49-
0118	Search and Rescue				5,489.11		5,489.11	
0120	ASAP Fund	373,900.00	45,900.00				419,800.00	
	AGENCY TOTALS	\$ 7,940,603.71	\$ 2,934,551.89	\$ 543,517.96	\$ 5,489.11		\$ 11,424,162.67	\$ 176.84-

STATE OF IDAHO
SUMMARY STATEMENT OF EXPENDITURES
12 MONTHS PERIOD ENDING JUNE 30, 1977

FUND	AGENCY	PERSONNEL COSTS	OTHER OPERATING EXPENDITURES	CAPITAL OUTLAY	TRUSTEE AND BENEFIT PAYMENTS	DEBT SERVICE AND REDEMPTION	TOTAL EXPENDITURES	PRIOR BIEN CANCELLED WARRANTS
AGENCY: 120500	STATE BOARD EDUCATION							
0001	General Fund	450,243.20	270,484.45	14,158.48	1,882,020.80		2,616,906.93	
	AGENCY TOTALS	\$ 450,243.20	\$ 270,484.45	\$ 14,158.48	\$ 1,882,020.80		\$ 2,616,906.93	
	DEPARTMENT TOTALS	\$ 11,767,398.43	\$ 5,140,986.81	\$ 913,653.76	\$ 1,887,509.91		\$ 19,709,548.91	\$ 1,239.89-
AGENCY: 121000	EDUCATION DEPARTMENT							
0001	General Fund	711,685.49	273,154.03	17,764.88	198,477.06		1,201,081.46	
0073	Professional Practices Comm.	11,369.45	38,668.03	219.35			50,256.83	
0111	Drivers Training	52,973.83	14,153.02	1,970.58	849,973.19		919,070.62	
0991	Misc Receipts to App	62,117.45	33,799.11		79.00		95,995.56	
	AGENCY TOTALS	\$ 838,146.22	\$ 359,774.19	\$ 19,954.81	\$ 1,048,529.25		\$ 2,266,404.47	
	DEPARTMENT TOTALS	\$ 838,146.22	\$ 359,774.19	\$ 19,954.81	\$ 1,048,529.25		\$ 2,266,404.47	
AGENCY: 122000	DEAF AND BLIND SCHOOL							
0001	General Fund	1,358,239.47	193,271.36	16,819.33	882.60		1,569,212.76	11.00-
0077	State School for Deaf & Blind Income		31,357.35				31,357.35	
0086	School of Deaf & Blind			5,555.77			5,555.77	
0991	Misc Receipts to App		39,927.51				39,927.51	
	AGENCY TOTALS	\$ 1,358,239.47	\$ 264,556.22	\$ 22,375.10	\$ 882.60		\$ 1,646,053.39	\$ 11.00-
	DEPARTMENT TOTALS	\$ 1,358,239.47	\$ 264,556.22	\$ 22,375.10	\$ 882.60		\$ 1,646,053.39	\$ 11.00-
AGENCY: 123000	VOCATIONAL EDUCATION							
0001	General Fund	599,160.55	132,342.00	9,076.06	8,618,642.81		9,359,221.42	
	AGENCY TOTALS	\$ 599,160.55	\$ 132,342.00	\$ 9,076.06	\$ 8,618,642.81		\$ 9,359,221.42	
AGENCY: 123500	EASTERN IDAHO VO-TECH SCHOOL							
0076	Idaho Falls Area Vo Ed	647,659.77	189,438.98	133,802.33			970,901.08	94.69-
	AGENCY TOTALS	\$ 647,659.77	\$ 189,438.98	\$ 133,802.33			\$ 970,901.08	\$ 94.69-
	DEPARTMENT TOTALS	\$ 1,246,820.32	\$ 321,780.98	\$ 142,878.39	\$ 8,618,642.81		\$ 10,330,122.50	\$ 94.69-
AGENCY: 124010	COLLEGE SOUTHERN IDAHO							
0088	Junior College Fund				1,537,191.00		1,537,191.00	
	AGENCY TOTALS				\$ 1,537,191.00		\$ 1,537,191.00	
AGENCY: 124020	NORTH IDAHO COLLEGE							
0088	Junior College Fund				1,250,900.00		1,250,900.00	
	AGENCY TOTALS				\$ 1,250,900.00		\$ 1,250,900.00	
	DEPARTMENT TOTALS				\$ 2,788,091.00		\$ 2,788,091.00	

STATE OF IDAHO
SUMMARY STATEMENT OF EXPENDITURES
12 MONTHS PERIOD ENDING JUNE 30, 1977

FUND	AGENCY	PERSONNEL COSTS	OTHER OPERATING EXPENDITURES	CAPITAL OUTLAY	TRUSTEE AND BENEFIT PAYMENTS	DEBT SERVICE AND REDEMPTION	TOTAL EXPENDITURES	PRIOR BIEN CANCELLED WARRANTS
AGENCY:	125010							
	BOISE STATE UNIVERSITY							
0001	General Fund	10,494,838.45	1,873,665.17	656,266.85			13,024,770.47	823.16-
0991	Misc Receipts to App	2,275,572.96	296,739.23	144,259.50			2,716,571.69	9.92-
	AGENCY TOTALS	\$ 12,770,411.41	\$ 2,170,404.40	\$ 800,526.35			\$ 15,741,342.16	\$ 833.08-
AGENCY:	125020							
	IDAHO STATE UNIVERSITY							
0001	General Fund	9,557,870.83	3,219,748.89	1,559,141.45			14,336,761.17	
0080	ISU University Income	173,300.00					173,300.00	
0081	ISU University Teachers Training	407,543.27					407,543.27	
0991	Misc Receipts to App	4,032,914.00		24,989.54			4,057,903.54	
	AGENCY TOTALS	\$ 14,171,628.10	\$ 3,219,748.89	\$ 1,584,130.99			\$ 18,975,507.98	
AGENCY:	125030							
	UNIVERSITY OF IDAHO							
0001	General Fund	16,294,131.78	2,589,745.34	919,590.96			19,803,468.08	62.56-
	AGENCY TOTALS	\$ 16,294,131.78	\$ 2,589,745.34	\$ 919,590.96			\$ 19,803,468.08	\$ 62.56-
AGENCY:	125050							
	LEWIS-CLARK COLLEGE							
0001	General Fund	1,503,553.96	440,497.98	88,651.85			2,032,703.79	57.44-
0075	Lewis Clark School Voc Ed	762,374.33	132,623.94	67,889.19			962,887.46	
0079	Lewis Clark Normal School Income	395,106.37	252.70				395,359.07	
0991	Misc Receipts to App	120,000.00					120,000.00	
	AGENCY TOTALS	\$ 2,781,034.66	\$ 573,374.62	\$ 156,541.04			\$ 3,510,950.32	\$ 57.44-
AGENCY:	125531							
	AGRICULTURAL RESEARCH							
0001	General Fund	2,571,405.24	540,729.09	460,500.28			3,572,634.61	
	AGENCY TOTALS	\$ 2,571,405.24	\$ 540,729.09	\$ 460,500.28			\$ 3,572,634.61	
AGENCY:	125532							
	COOPERATIVE EXT SERVICE							
0001	General Fund	2,192,606.42	3,800.30	2,891.07			2,199,297.79	
	AGENCY TOTALS	\$ 2,192,606.42	\$ 3,800.30	\$ 2,891.07			\$ 2,199,297.79	
AGENCY:	125533							
	SHORT TERM APP RES							
0001	General Fund	43,833.87	22,890.34	3,946.81			70,671.02	
	AGENCY TOTALS	\$ 43,833.87	\$ 22,890.34	\$ 3,946.81			\$ 70,671.02	
AGENCY:	125534							
	FOREST UTILITY RES							
0001	General Fund	89,155.44	22,347.17	4,228.93			115,731.54	
	AGENCY TOTALS	\$ 89,155.44	\$ 22,347.17	\$ 4,228.93			\$ 115,731.54	
AGENCY:	125541							
	WSU-NW COL. VET. MED							
0001	General Fund	295,947.08	66,190.96	44,163.37			406,301.41	
	AGENCY TOTALS	\$ 295,947.08	\$ 66,190.96	\$ 44,163.37			\$ 406,301.41	

STATE OF IDAHO
SUMMARY STATEMENT OF EXPENDITURES
12 MONTHS PERIOD ENDING JUNE 30, 1977

FUND	AGENCY	PERSONNEL COSTS	OTHER OPERATING EXPENDITURES	CAPITAL OUTLAY	TRUSTEE AND BENEFIT PAYMENTS	DEBT SERVICE AND REDEMPTION	TOTAL EXPENDITURES	PRIOR BIEN CANCELLED WARRANTS
AGENCY:	125542							
	WAMI MEDICAL PROGRAM							
0001	General Fund	155,200.00	36,787.69		342,576.00		534,563.69	
	AGENCY TOTALS	\$ 155,200.00	\$ 36,787.69		\$ 342,576.00		\$ 534,563.69	
	DEPARTMENT TOTALS	\$ 51,365,354.00	\$ 9,246,018.80	\$ 3,976,519.80	\$ 342,576.00		\$ 64,930,468.60	\$ 953.08-
AGENCY:	126000							
	STATE LIBRARY							
0001	General Fund	370,289.30	111,170.07	74,629.25	472,994.89		1,029,083.51	
0991	Misc Receipts to App		2,268.57	4,599.84	3,629.63		10,498.04	
	AGENCY TOTALS	\$ 370,289.30	\$ 113,438.64	\$ 79,229.09	\$ 476,624.52		\$ 1,039,581.55	
AGENCY:	126500							
	HISTORICAL SOCIETY							
0001	General Fund	315,168.66	87,325.14	24,507.45	4,000.00		431,001.25	
0116	State Historical Society Fund	19,778.74	30,422.88	5,733.20			55,934.82	
	AGENCY TOTALS	\$ 334,947.40	\$ 117,748.02	\$ 30,240.65	\$ 4,000.00		\$ 486,936.07	
	DEPARTMENT TOTALS	\$ 705,236.70	\$ 231,186.66	\$ 109,469.74	\$ 480,624.52		\$ 1,526,517.62	
AGENCY:	127000							
	VOCATIONAL REHABILITATION							
0001	General Fund				1,089,756.50		1,089,756.50	562.20-
	AGENCY TOTALS				\$ 1,089,756.50		\$ 1,089,756.50	\$ 562.20-
	DEPARTMENT TOTALS				\$ 1,089,756.50		\$ 1,089,756.50	\$ 562.20-
AGENCY:	136001							
	HEALTH AND WELFARE							
0004	Social & Rehab. Service	40,981,656.48	14,297,384.67	1,702,475.24	65,561,215.31		122,542,731.70	38,673.23-
0007	1970 Water Pollution Control				1,131,375.00		1,131,375.00	
0078	State Youth Training Center Inc.		322,736.88				322,736.88	66.13-
0091	State Hospital North Income		74,367.68	150,631.89			224,999.57	
0092	State Hospital South Income		299,889.96				299,889.96	14.96-
0093	Idaho Veterans Home Income		81,106.50				81,106.50	
	AGENCY TOTALS	\$ 40,981,656.48	\$ 15,075,485.69	\$ 1,853,107.13	\$ 66,692,590.31		\$ 124,602,839.61	\$ 38,754.32-
	DEPARTMENT TOTALS	\$ 40,981,656.48	\$ 15,075,485.69	\$ 1,853,107.13	\$ 66,692,590.31		\$ 124,602,839.61	\$ 38,754.32-
AGENCY:	140403							
	EMPLOYMENT DEPARTMENT							
0001	General Fund	120.21					120.21	
	AGENCY TOTALS	\$ 120.21					\$ 120.21	
	DEPARTMENT TOTALS	\$ 120.21					\$ 120.21	

STATE OF IDAHO
SUMMARY STATEMENT OF EXPENDITURES
12 MONTHS PERIOD ENDING JUNE 30, 1977

FUND	AGENCY	PERSONNEL COSTS	OTHER OPERATING EXPENDITURES	CAPITAL OUTLAY	TRUSTEE AND BENEFIT PAYMENTS	DEBT SERVICE AND REDEMPTION	TOTAL EXPENDITURES	PRIOR BIEN CANCELLED WARRANTS
AGENCY:	152109							
	INDUSTRIAL COMMISSION							
0042	Industrial Commission	651,286.88	294,922.31	171,818.15	302.62		1,118,329.96	
0043	Industrial Special Indemnity	20,600.00	7,180.00	8,200.00	71,497.64		107,477.64	
0991	Misc Receipts to App	25,953.32	1,781.01				27,734.33	
	AGENCY TOTALS	\$ 697,840.20	\$ 303,883.32	\$ 180,018.15	\$ 71,800.26		\$ 1,253,541.93	
	DEPARTMENT TOTALS	\$ 697,840.20	\$ 303,883.32	\$ 180,018.15	\$ 71,800.26		\$ 1,253,541.93	
AGENCY:	163101							
	FISH AND GAME COMMISSION							
0006	Fish & Game Fund	5,083,470.77	2,138,920.86	387,125.35			7,609,516.98	384.50-
	AGENCY TOTALS	\$ 5,083,470.77	\$ 2,138,920.86	\$ 387,125.35			\$ 7,609,516.98	\$ 384.50-
AGENCY:	173005							
	PARKS AND RECREATION DEPARTMENT							
0001	General Fund	1,219,984.13	248,795.73	463,263.73			1,932,043.59	105.00-
0098	Rec. Cap. Improvement Fund			245,356.37			245,356.37	
0101	Department of Parks	78,146.92	119,672.08	88,201.00			286,020.00	12.50-
0109	Waterways Improvement		600.00		306,944.63		307,544.63	
0115	Lava Hot Springs Fund	173,622.56	85,309.35	2,520.10			261,452.01	17.92-
0126	Motorbike Recreation	17,261.09	6,759.94		197,660.98		221,682.01	
0991	Misc Receipts to App		382.53				382.53	
	AGENCY TOTALS	\$ 1,489,014.70	\$ 461,519.63	\$ 799,341.20	\$ 504,605.61		\$ 3,254,481.14	\$ 135.42-
	DEPARTMENT TOTALS	\$ 6,572,485.47	\$ 2,600,440.49	\$ 1,186,466.55	\$ 504,605.61		\$ 10,863,998.12	\$ 519.92-
AGENCY:	180000							
	LANDS DEPARTMENT							
0001	General Fund	2,265,736.39	1,236,809.19	78,113.06	297,251.31		3,877,909.95	31.45-
0099	Scaling Practices	13,419.77	5,678.97				19,098.74	
0103	Forest Protection Trust Fund				287,891.99		287,891.99	
0104	US Clark McNary	749,451.91	92,895.33	65,696.17			908,043.41	22.50-
0105	Forest Range Protection	1,912.59	2,451.23	86.95			4,450.77	
0991	Misc Receipts to App		4,781.04	26,548.90	3,000.00		34,329.94	1.12-
	AGENCY TOTALS	\$ 3,030,520.66	\$ 1,342,615.76	\$ 170,445.08	\$ 588,143.30		\$ 5,131,724.80	\$ 55.07-
	DEPARTMENT TOTALS	\$ 3,030,520.66	\$ 1,342,615.76	\$ 170,445.08	\$ 588,143.30		\$ 5,131,724.80	\$ 55.07-
AGENCY:	193002							
	WATER RESOURCES							
0001	General Fund	1,371,793.08	243,902.40	57,512.53	370,923.28		2,044,131.29	
0062	Carey Act Trust		4,900.00				4,900.00	
0065	Water Resources Revl.				145,715.67		145,715.67	
0067	Water Resources Fund	52,900.00	38,158.77				91,058.77	
	AGENCY TOTALS	\$ 1,424,693.08	\$ 286,961.17	\$ 57,512.53	\$ 516,638.95		\$ 2,285,805.73	
	DEPARTMENT TOTALS	\$ 1,424,693.08	\$ 286,961.17	\$ 57,512.53	\$ 516,638.95		\$ 2,285,805.73	

STATE OF IDAHO
SUMMARY STATEMENT OF EXPENDITURES
12 MONTHS PERIOD ENDING JUNE 30, 1977

FUND	AGENCY	PERSONNEL COSTS	OTHER OPERATING EXPENDITURES	CAPITAL OUTLAY	TRUSTEE AND BENEFIT PAYMENTS	DEBT SERVICE AND REDEMPTION	TOTAL EXPENDITURES	PRIOR BIEN CANCELLED WARRANTS
AGENCY:	202007							
	AERONAUTICS		147.92				147.92	
0001	General Fund						4,100.00	
0005	Department of Highways Fund	4,100.00	25,000.00				25,000.00	
0040	Special Airport		110,476.08	226,168.21	241,523.69		777,553.19	33.05-
0048	Aeronautics	199,385.21	33,375.90	1,901.84			42,963.75	
0990	Interaccounts	7,686.01	168,999.90	228,070.05	241,523.69		849,764.86	33.05-
	AGENCY TOTALS	\$ 211,171.22	\$ 168,999.90	\$ 228,070.05	\$ 241,523.69		\$ 849,764.86	\$ 33.05-
	DEPARTMENT TOTALS	\$ 211,171.22	\$ 168,999.90	\$ 228,070.05	\$ 241,523.69		\$ 849,764.86	\$ 33.05-
AGENCY:	206501							
	HIGHWAY DEPARTMENT							
0005	Department of Highways Fund	23,897,636.41	10,865,374.75	71,604,774.20			106,367,785.36	491.22-
		28,864.87	833,400.00				862,264.87	
0990	Interaccounts	\$ 23,926,501.28	\$ 11,698,774.75	\$ 71,604,774.20			\$ 107,230,050.23	\$ 491.22-
	AGENCY TOTALS	\$ 23,926,501.28	\$ 11,698,774.75	\$ 71,604,774.20			\$ 107,230,050.23	\$ 491.22-
	DEPARTMENT TOTALS	\$ 23,926,501.28	\$ 11,698,774.75	\$ 71,604,774.20			\$ 107,230,050.23	\$ 491.22-
AGENCY:	207005							
	TRAFFIC SAFETY COMMISSION							
0120	ASAP Fund	11,999.20	2,311.70				14,310.90	
	AGENCY TOTALS	\$ 11,999.20	\$ 2,311.70				\$ 14,310.90	
	DEPARTMENT TOTALS	\$ 11,999.20	\$ 2,311.70				\$ 14,310.90	
AGENCY:	210101							
	LIEUTENANT GOVERNOR							
0001	General Fund	26,356.86	17,049.81				43,406.67	
	AGENCY TOTALS	\$ 26,356.86	\$ 17,049.81				\$ 43,406.67	
AGENCY:	220303							
	ATTORNEY GENERAL							
0001	General Fund	660,932.79	177,320.20	13,775.25			852,028.24	
		402,990.58	386.00				403,376.58	
0990	Interaccounts	\$ 1,063,923.37	\$ 177,706.20	\$ 13,775.25			\$ 1,255,404.82	
	AGENCY TOTALS	\$ 1,063,923.37	\$ 177,706.20	\$ 13,775.25			\$ 1,255,404.82	
AGENCY:	230305							
	STATE TREASURER							
0001	General Fund	210,552.47	76,654.62	4,697.88			291,904.97	
0042	Industrial Commission					2,050,000.00	2,050,000.00	
0043	Industrial Special Indemnity					641,250.99	641,250.99	
0116	State Historical Society Fund					42,000.00	42,000.00	
0119	Public Employees Retirement					116,000.00	116,000.00	
0130	Water Pollution Control Board					126,033.79	126,033.79	
0132	Water Pollution Control Bnd SF					584,194.97	584,194.97	
0133	Tax Anticipation Note Redemption					116,000,000.00	116,000,000.00	
	AGENCY TOTALS	\$ 210,552.47	\$ 76,654.62	\$ 4,697.88		\$ 119,559,479.75	\$ 119,851,384.72	

STATE OF IDAHO
SUMMARY STATEMENT OF EXPENDITURES
12 MONTHS PERIOD ENDING JUNE 30, 1977

FUND	AGENCY	PERSONNEL COSTS	OTHER OPERATING EXPENDITURES	CAPITAL OUTLAY	TRUSTEE AND BENEFIT PAYMENTS	DEBT SERVICE AND REDEMPTION	TOTAL EXPENDITURES	PRIOR BIEN CANCELLED WARRANTS
AGENCY:	240306							
	STATE AUDITOR							
0001	General Fund	1,038,588.93	542,898.63	11,104.52	6,761,500.00		8,354,092.08	
0013	Election Campaign				46,395.84		46,395.84	
0990	Interaccounts		642,938.25				642,938.25	
	AGENCY TOTALS	\$ 1,038,588.93	\$ 1,185,836.88	\$ 11,104.52	\$ 6,807,895.84		\$ 9,043,426.17	
AGENCY:	250102							
	UNIFORM LAWS COMMISSION							
0001	General Fund		5,197.00				5,197.00	
	AGENCY TOTALS		\$ 5,197.00				\$ 5,197.00	
AGENCY:	250304							
	SECRETARY OF STATE							
0001	General Fund	287,048.08	115,957.79	9,695.41	261,560.00		674,261.28	23.00-
0991	Misc Receipts to App		1,000.00				1,000.00	
	AGENCY TOTALS	\$ 287,048.08	\$ 116,957.79	\$ 9,695.41	\$ 261,560.00		\$ 675,261.28	\$ 23.00-
	DEPARTMENT TOTALS	\$ 2,626,469.71	\$ 1,579,402.30	\$ 39,273.06	\$ 7,069,455.84	\$ 119,559,479.75	\$ 130,874,080.66	\$ 23.00-
AGENCY:	258003							
	ARTS AND HUMANITIES							
0001	General Fund	36,506.97	9,311.32				45,818.29	
0991	Misc Receipts to App		6,199.00				6,199.00	
	AGENCY TOTALS	\$ 36,506.97	\$ 15,510.32				\$ 52,017.29	
AGENCY:	258012							
	IDAHO CODE COMMISSION							
0128	Idaho Code	8,570.86	144,143.25				152,714.11	
	AGENCY TOTALS	\$ 8,570.86	\$ 144,143.25				\$ 152,714.11	
AGENCY:	418010							
	BI-CENTENNIAL COMMISSION							
0001	General Fund	2,000.00	59,860.31				61,860.31	
	AGENCY TOTALS	\$ 2,000.00	\$ 59,860.31				\$ 61,860.31	
	DEPARTMENT TOTALS	\$ 47,077.83	\$ 219,513.88				\$ 266,591.71	
AGENCY:	512003							
	PUBLIC UTILITY COMMISSION							
0001	General Fund	124,262.62					124,262.62	
0055	Public Utilities Commission Board	668,775.90	405,762.94	35,535.19			1,110,074.03	
	AGENCY TOTALS	\$ 793,038.52	\$ 405,762.94	\$ 35,535.19			\$ 1,234,336.65	
	DEPARTMENT TOTALS	\$ 793,038.52	\$ 405,762.94	\$ 35,535.19			\$ 1,234,336.65	

STATE OF IDAHO
SUMMARY STATEMENT OF EXPENDITURES
12 MONTHS PERIOD ENDING JUNE 30, 1977

FUND	AGENCY	PERSONNEL COSTS	OTHER OPERATING EXPENDITURES	CAPITAL OUTLAY	TRUSTEE AND BENEFIT PAYMENTS	DEBT SERVICE AND REDEMPTION	TOTAL EXPENDITURES	PRIOR BIEN CANCELLED WARRANTS
AGENCY:	710102							
	SENATE							
0010	House-Senate	245,782.26	237,606.73	487.79			483,876.78	
	AGENCY TOTALS	\$ 245,782.26	\$ 237,606.73	\$ 487.79			\$ 483,876.78	
AGENCY:	720102							
	HOUSE							
0001	General Fund		3,916.90				3,916.90	
0010	House-Senate	345,020.38	435,028.36	973.77			781,022.51	
	AGENCY TOTALS	\$ 345,020.38	\$ 438,945.26	\$ 973.77			\$ 784,939.41	
AGENCY:	730000							
	LEGISLATIVE COUNCIL							
0001	General Fund	215,331.43	207,558.73		2,500.00		425,390.16	22.41-
0005	Department of Highways Fund		2,055.87				2,055.87	
0990	Interaccounts	759.64	396.72				1,156.36	
	AGENCY TOTALS	\$ 216,091.07	\$ 210,011.32		\$ 2,500.00		\$ 428,602.39	\$ 22.41-
AGENCY:	740000							
	JOINT FINANCE APPROP COMM							
0001	General Fund	392,094.61	37,898.92	3,066.76			433,060.29	
0990	Interaccounts	107,300.00					107,300.00	
0991	Misc Receipts to App	13,000.00	18,417.21				31,417.21	
	AGENCY TOTALS	\$ 512,394.61	\$ 56,316.13	\$ 3,066.76			\$ 571,777.50	
AGENCY:	810000							
	JUDICIAL BRANCH							
0001	General Fund	3,666,035.79	522,942.17	63,872.58			4,252,850.54	
0014	Judges Retirement				351,584.16		351,584.16	
0120	ASAP Fund	13,501.75					13,501.75	
0991	Misc Receipts to App		9,779.04				9,779.04	
	AGENCY TOTALS	\$ 3,679,537.54	\$ 532,721.21	\$ 63,872.58	\$ 351,584.16		\$ 4,627,715.49	
	DEPARTMENT TOTALS	\$ 4,998,825.86	\$ 1,475,600.65	\$ 68,400.90	\$ 354,084.16		\$ 6,896,911.57	\$ 22.41-
	TOTAL GENERAL FUND EXPENDITURES	\$116,634,977.22						
	TOTAL SPECIAL FUND EXPENDITURES	\$473,117,614.64						
	TOTAL PRIOR BIEN CANCELLED WARRANTS	\$ 93,108.90-						

EXHIBIT "F"

STATE OF IDAHO
SUMMARY OF APPROPRIATIONS - GENERAL FUND
JUNE 30, 1977

GOVERNMENT FUNCTIONS	OUTSTANDING ORDERS AT 07-01-76	ADDITIONS AUTHORIZED APPROP. 07-01-76 TO 06-30-77	TOTAL AVAILABLE	DEDUCTIONS		UNENCUMBERED APPROP. BALANCE 06-30-77
				TOTAL EXPENDITURES 07-01-76 TO 06-30-77	OUTSTANDING ORDERS AT 06-30-77	
	\$	\$	\$	\$	\$	\$
Administrative Services	128,685	1,216,400	1,345,085	1,089,196	224,359	31,529
Agriculture	141,192	1,850,900	1,992,092	1,803,030	74,854	114,207
Corrections	458,240	4,914,700	5,372,940	5,185,219	162,966	24,753
Education	2,704,954	74,859,312	77,564,266	73,394,683	3,590,858	578,724
Elected Officials	7,026,267	3,798,300	10,824,567	10,266,731	369,531	188,304
Employment		1,000	1,000	120		879
Executive Orders	62,000	145,400	207,400	186,122		21,277
Finance	6,467	538,800	545,267	490,739	10,897	43,630
General Government	124,995	3,039,557	3,164,552	3,043,637	71,549	49,365
Health and Welfare						
Insurance	11,612	439,700	451,312	396,598	11,719	42,994
Judicial	30,220	4,238,700	4,268,920	4,252,850		16,069
Labor & Industrial Services	17,919	522,900	540,819	509,411	2,240	29,167
Lands	306,446	3,832,000	4,138,446	3,877,941	128,127	132,377
Law Enforcement	39,932	1,602,700	1,642,632	1,540,679	28,170	73,783
Legislative Council	432,242	710,400	1,142,642	862,389	12,395	267,857
Parks & Recreation	2,326,467 *	2,067,800	4,394,267	1,932,148	177,510	2,284,607 *
Self Governing Agencies	580	56,900	57,480	54,361	2,180	937
Tax Administration	120,987	5,781,400	5,902,387	5,708,647	189,767	3,972
Transportation	17,506		17,506	147		17,358
Water Resources	55,261	2,013,700	2,068,961	2,044,131	24,409	420
EXHIBIT TOTALS	\$ 14,011,979	\$ 111,630,569	\$ 125,642,548	\$ 116,638,789	\$ 5,081,538	\$ 3,922,220

* This figure includes the \$1,370,300.00 Encumbrance that was cancelled in the 1977 fiscal year by the Board of Examiners and the money reverted to the General Fund.

Legislative Council should have encumbered \$194,047.82 for a Continuing Appropriation. This amount has to be set up in 1978.

The expenditures do not reflect the prior year warrants that are cancelled. These figures do appear on Schedule E-1.

STATE OF IDAHO
ANALYSIS OF GENERAL FUND APPROPRIATIONS
12 MONTHS PERIOD ENDING JUNE 30, 1977

FUNCTIONAL SUBDIVISION	OUTSTANDING ORDERS AT 07-01-76	ADDITIONS AUTHORIZED APPROP. 07-01-76 TO 06-30-77	TOTAL AVAILABLE	DEDUCTIONS		UNENCUMBERED APPROP. BALANCE 06-30-77
				TOTAL EXPENDITURES 07-01-76 TO 06-30-77	OUTSTANDING ORDERS AT 06-30-77	
<u>GENERAL GOVERNMENT</u>						
010200 Budget Policy Planning Division	41,305	1,037,900	1,079,205	1,064,773	14,260	171
010301 Governor's Office	30,745	345,300	376,045	367,999	2,037	6,008
010309 Tourism and Industrial Dev.	40,864	390,000	430,864	381,352	42,413	6,918
012009 Nuclear Energy Commission	6,254		6,254	2,753		3,501
012101 Investment Board		35,500	35,500	28,848	785	5,866
015003 Education Commission		14,300	14,300	11,250	3,050	
016003 Idaho Office on Aging		92,500	92,500	90,678	1,812	9
016004 Human Rights Commission	2,147	105,700	107,847	103,007	2,653	2,186
016005 Blind Commission		126,400	126,400	126,399		
017001 Military Division	3,642	881,957	885,599	856,461	4,438	24,699
018005 Women's Program Commission	36	10,000	10,036	9,932	98	4
TOTALS	\$ 124,995	\$ 3,039,557	\$ 3,164,552	\$ 3,043,637	\$ 71,549	\$ 49,365
<u>ADMINISTRATIVE SERVICES</u>						
030000 Administration Department	128,685	1,216,400	1,345,085	1,089,196	224,359	31,529
TOTALS	\$ 128,685	\$ 1,216,400	\$ 1,345,085	\$ 1,089,196	\$ 224,359	\$ 31,529
<u>TAX ADMINISTRATION</u>						
047501 State Tax Commission	120,987	5,744,000	5,864,987	5,674,363	189,767	856
047503 Tax Appeals Board		37,400	37,400	34,283		3,116
TOTALS	\$ 120,987	\$ 5,781,400	\$ 5,902,387	\$ 5,708,647	\$ 189,767	\$ 3,972
<u>FINANCE</u>						
050000 Finance Department	6,467	538,800	545,267	490,739	10,897	43,630
TOTALS	\$ 6,467	\$ 538,800	\$ 545,267	\$ 490,739	\$ 10,897	\$ 43,630
<u>INSURANCE</u>						
062006 Insurance Department	11,612	439,700	451,312	396,598	11,719	42,994
TOTALS	\$ 11,612	\$ 439,700	\$ 451,312	\$ 396,598	\$ 11,719	\$ 42,994
<u>LABOR & INDUSTRIAL SERVICES</u>						
070000 Labor & Industrial Services Dept.	17,919	522,900	540,819	509,411	2,240	29,167
TOTALS	\$ 17,919	\$ 522,900	\$ 540,819	\$ 509,411	\$ 2,240	\$ 29,167
<u>AGRICULTURE</u>						
081001 Agriculture Department	141,192	1,850,900	1,992,092	1,803,030	74,854	114,207
TOTALS	\$ 141,192	\$ 1,850,900	\$ 1,992,092	\$ 1,803,030	\$ 74,854	\$ 114,207
<u>SELF GOVERNING AGENCIES</u>						
091108 Wheat Commission		13,700	13,700	12,790		909
092008 Athletic Commission		5,500	5,500	5,486		13
092102 Pharmacy Board	580	37,700	38,280	36,084	2,180	14
TOTALS	\$ 580	\$ 56,900	\$ 57,480	\$ 54,361	\$ 2,180	\$ 937
<u>CORRECTIONS</u>						
100000 Corrections	458,240	4,914,700	5,372,940	5,185,219	162,966	24,753
TOTALS	\$ 458,240	\$ 4,914,700	\$ 5,372,940	\$ 5,185,219	\$ 162,966	\$ 24,753

STATE OF IDAHO
ANALYSIS OF GENERAL FUND APPROPRIATIONS
12 MONTHS PERIOD ENDING JUNE 30, 1977

FUNCTIONAL SUBDIVISION	OUTSTANDING ORDERS AT 07-01-76	ADDITIONS AUTHORIZED APPROP. 07-01-76 TO 06-30-77	TOTAL AVAILABLE	DEDUCTIONS		UNENCUMBERED APPROP. BALANCE 06-30-77
				TOTAL EXPENDITURES 07-01-76 TO 06-30-77	OUTSTANDING ORDERS AT 06-30-77	
LAW ENFORCEMENT						
110000 Law Enforcement	39,932	1,602,700	1,642,632	1,540,679	28,170	73,783
TOTALS	\$ 39,932	\$ 1,602,700	\$ 1,642,632	\$ 1,540,679	\$ 28,170	\$ 73,783
EDUCATION						
120500 State Board Education Off	10,929	2,844,200	2,855,129	2,616,906	94,430	143,792
121000 Education Department	61,673	1,315,000	1,376,673	1,201,081	136,088	39,503
122000 Deaf and Blind School		1,587,400	1,587,400	1,569,223	16,143	2,032
123000 Vocational Education	1,437,535	9,953,200	11,390,735	9,359,221	1,719,309	312,204
125010 Boise State University	500,514	13,083,900	13,584,414	13,025,593	490,920	67,900
125020 Idaho State University	370,310	14,361,600	14,731,910	14,336,761	394,042	1,106
125030 University of Idaho	103,363	19,705,400	19,808,763	19,803,530		5,232
125050 Lewis Clark College	45,383	2,008,400	2,053,783	2,032,761	20,905	116
125531 Agricultural Research	5,418	3,921,000	3,926,418	3,572,634	353,668	115
125532 Cooperative Ext Service		2,199,300	2,199,300	2,199,297		2
125533 Short Term App Res	5,956	75,000	80,956	70,671	8,194	2,091
125534 Forest Util Res	12,777	125,000	137,777	115,731	17,928	4,117
125541 WSU-NW Col. Vet. Med		573,700	573,700	406,301	167,398	
125542 WAMI Medical Program		540,012	540,012	534,563	5,448	
126000 State Library	114,885	1,038,100	1,152,985	1,029,083	123,901	495
126500 Historical Society	35,875	438,100	473,975	431,001	42,479	
127000 Vocational Rehabilitation	329	1,090,000	1,090,329	1,090,318		11
TOTALS	\$ 2,704,954	\$ 74,859,312	\$ 77,564,266	\$ 73,394,683	\$ 3,590,858	\$ 578,724
EMPLOYMENT						
140403 Employment Department		1,000	1,000	120		879
TOTALS		\$ 1,000	\$ 1,000	\$ 120		\$ 879
PARKS AND RECREATION						
173005 Parks and Recreation Department	2,326,467	2,067,800	4,394,267	1,932,148	177,510	2,284,607
TOTALS	\$ 2,326,467	\$ 2,067,800	\$ 4,394,267	\$ 1,932,148	\$ 177,510	\$ 2,284,607
LANDS						
180000 Lands Department	306,446	3,832,000	4,138,446	3,877,941	128,127	132,377
TOTALS	\$ 306,446	\$ 3,832,000	\$ 4,138,446	\$ 3,877,941	\$ 128,127	\$ 132,377
WATER RESOURCES						
193002 Water Resources	55,261	2,013,700	2,068,961	2,044,131	24,409	420
TOTALS	\$ 55,261	\$ 2,013,700	\$ 2,068,961	\$ 2,044,131	\$ 24,409	\$ 420
TRANSPORTATION						
202007 Aeronautics	17,506		17,506	147		17,358
206501 Highway Department						
TOTALS	\$ 17,506		\$ 17,506	\$ 147		\$ 17,358
ELECTED OFFICIALS						
210101 Lieutenant Governor		48,600	48,600	43,406	4,500	693
TOTALS		\$ 48,600	\$ 48,600	\$ 43,406	\$ 4,500	\$ 693

STATE OF IDAHO
ANALYSIS OF GENERAL FUND APPROPRIATIONS
12 MONTHS PERIOD ENDING JUNE 30, 1977

FUNCTIONAL SUBDIVISION	OUTSTANDING ORDERS AT 07-01-76	ADDITIONS AUTHORIZED APPROP. 07-01-76 TO 06-30-77	TOTAL AVAILABLE	DEDUCTIONS		ENCUMBERED APPROP. BALANCE 06-30-77
				TOTAL EXPENDITURES 07-01-76 TO 06-30-77	OUTSTANDING ORDERS AT 06-30-77	
<u>ELECTED OFFICIALS</u>						
220303 Attorney General	107,456	971,100	1,078,556	852,028	110,051	116,477
TOTALS	\$ 107,456	\$ 971,100	\$ 1,078,556	\$ 852,028	\$ 110,051	\$ 116,477
<u>ELECTED OFFICIALS</u>						
230305 State Treasurer	12,312	302,400	314,712	291,904	15,239	7,567
TOTALS	\$ 12,312	\$ 302,400	\$ 314,712	\$ 291,904	\$ 15,239	\$ 7,567
<u>ELECTED OFFICIALS</u>						
240306 State Auditor	6,895,798	1,680,600	8,576,398	8,354,092	201,218	21,087
TOTALS	\$ 6,895,798	\$ 1,680,600	\$ 8,576,398	\$ 8,354,092	\$ 201,218	\$ 21,087
<u>ELECTED OFFICIALS</u>						
250102 Uniform Laws Comm		7,400	7,400	5,197		2,203
250304 Secretary of State	10,700	741,900	752,600	674,284	38,295	40,019
258003 Arts & Humanities		46,300	46,300	45,818	225	256
TOTALS	\$ 10,700	\$ 795,600	\$ 806,300	\$ 725,299	\$ 38,520	\$ 42,479
<u>EXECUTIVE ORDERS</u>						
418010 Bi-Centennial Commission	62,000		62,000	61,860		139
TOTALS	\$ 62,000		\$ 62,000	\$ 61,860		\$ 139
<u>EXECUTIVE ORDERS</u>						
512003 Public Utility Commission		145,400	145,400	124,262		21,137
TOTALS		\$ 145,400	\$ 145,400	\$ 124,262		\$ 21,137
<u>LEGISLATIVE</u>						
720102 House		5,000	5,000	3,916		1,083
TOTALS		\$ 5,000	\$ 5,000	\$ 3,916		\$ 1,083
<u>LEGISLATIVE</u>						
730000 Legislative Council	421,965	228,600	650,565	425,412		225,153
TOTALS	\$ 421,965	\$ 228,600	\$ 650,565	\$ 425,412		\$ 225,153
<u>LEGISLATIVE</u>						
740000 Joint Finance Appropriation Comm	10,277	476,800	487,077	433,060	12,395	41,621
TOTALS	\$ 10,277	\$ 476,800	\$ 487,077	\$ 433,060	\$ 12,395	\$ 41,621
<u>JUDICIAL</u>						
810000 Judicial Branch	30,220	4,238,700	4,268,920	4,252,850		16,069
TOTALS	\$ 30,220	\$ 4,238,700	\$ 4,268,920	\$ 4,252,850		\$ 16,069

EXHIBIT "G"

STATE OF IDAHO
ANALYSIS OF BONDED INDEBTEDNESS OF THE STATE OF IDAHO
SHOWING CHANGES IN THE OUTSTANDING OBLIGATIONS
12 MONTHS PERIOD ENDING JUNE 30, 1977

Tax Anticipation Notes
1973 Water Pollution
TOTALS

BALANCE
OUTSTANDING
07-01-76

\$ 1,165,000.00
\$ 1,165,000.00

ISSUED

\$ 116,000,000.00
\$116,000,000.00

REDEMPTION

\$ 116,000,000.00
85,000.00
\$116,085,000.00

BALANCE
OUTSTANDING
06-30-77

\$ 1,080,000.00
\$ 1,080,000.00

EXHIBIT "H"

STATE OF IDAHO
SUMMARY OF ANALYSIS OF TAXES DUE
FROM COUNTIES FOR YEARS 1973-1974-1975-1976

	1973 LEVY	1974 LEVY	1975 LEVY	1976 LEVY	COLLECTION 1973	COLLECTION 1974	COLLECTION 1975	COLLECTION 1976	DUE 1973 LEVY	DUE 1974 LEVY	DUE 1975 LEVY	DUE 1976 LEVY
1955 Bldg Bond Int & Sinking	\$ 92,000.00	\$ 87,819.00			\$ 92,000.00	\$ 87,819.00						
Water Pollution	200,000.00	139,000.00	136,000.00	137,200.00	200,000.04	139,000.01	136,000.00	98,617.90	(.04)	(.01)		38,582.10
TOTALS	<u>\$292,000.00</u>	<u>\$226,819.00</u>	<u>\$136,000.00</u>	<u>\$137,200.00</u>	<u>\$292,000.04</u>	<u>\$226,819.01</u>	<u>\$136,000.00</u>	<u>\$ 98,617.90</u>	<u>(.04)</u>	<u>(.01)</u>		<u>\$ 38,582.10</u>