


Annual

REPORT
OF THE
STATE AUDITOR

STATE OF IDAHO



July 1, 1978 through
June 30, 1979

JOE R. WILLIAMS
STATE AUDITOR



STATE OF IDAHO
OFFICE OF THE STATE AUDITOR
BOISE 83720

JOE R. WILLIAMS
STATE AUDITOR

TELEPHONE
(208) 384-3100

TO: THE GOVERNOR AND MEMBERS OF THE STATE LEGISLATURE

Gentlemen:

In compliance with Section 67-1105 of the Idaho Code submitted herewith is the sixth annual report covering the fiscal year from July 1, 1978 to June 30, 1979.

I hope this report will present the financial information required by the Idaho Code as well as other pertinent facts to assist the Governor and Legislature.

The Office of the State Auditor has made great progress in developing a professional staff that can be of great help and value to the Legislature, department heads and the people of the State of Idaho. With this professional staff we are processing more meaningful financial information, aiding departments in their financial operations and reporting to and informing the people of Idaho about the operation of their government.

Approximately 267,000 receipts and vouchers covering claims for purchases, services, travel expense and personnel were audited, processed, and filed. These documents were processed against federal, dedicated, and local accounts, in addition to the general account. A total of 1,066,800 warrants were written for a total amount of \$1,486,115.515.64.

Of specific interest, the general account balance at June 30, 1979 was \$16,893,674.00 with outstanding obligations of \$6,756,275.22, leaving a balance of \$10,137,398.78.

Phenomenal growth of automated data processing activity is continuing. In FY79 the computer center experienced a 70% increase in central processor time consumed over FY78 as compared to a 47.4% increase the previous year. Batch activity increased 49.9% while online applications consumed 137.2% more computer resources than during FY78.

Respectfully submitted,

A handwritten signature in cursive script that reads "Joe R. Williams".
Joe R. Williams
Idaho State Auditor

F O R E W O R D

SPECIAL EXHIBIT: This exhibit shows by classification the revenue and non-revenue receipts collected during the period July 1, 1978 to June 30, 1979. Also included are two charts that show "Where the Money Came From" and "Where the Money Went" for fiscal year 1979.

EXHIBIT "A" is a summary balance sheet of all funds reflecting total assets, liabilities, reserves and fund balances for the period July 1, 1978 ending June 30, 1979. Exhibit "A" is supplemented by SCHEDULE "A" showing statements of cash, liabilities and fund balances of the Miscellaneous Restricted and Non-operating Accounts.

EXHIBIT "B" presents a summary analysis of changes in all account balances and is supplemented by SCHEDULE "B" which reflects the changes in individual accounts within the Miscellaneous Restricted Revenue and Non-operating Account groups reflecting balances at June 30, 1979. It excludes State Liquor Dispensary and State Insurance Account.

EXHIBIT "C" presents a summary of receipts and expenditures for all accounts according to statutory classification. Under Health and Welfare, the total receipts amounted to \$84,785,683.72 of which \$75,931,106.00 was matched accounts and contributions. In addition to these receipts, there was transferred from the State General Account and Receipts to Appropriation Account to said accounts \$63,538,465.00 during the period of this report.

SCHEDULE "C-1" presents an analysis of operations reflecting account changes in the Liquor Control Account during the period from July 1, 1978 to June 30, 1979. This account is operated as a monopoly, profits and therefrom to be distributed to the General Account, Counties, Junior Colleges and Municipalities. During the period of this report "Liquor Profits" distributed to the various eligible participants were as follows:

To the Counties	\$3,711,565.22
To Junior Colleges	230,471.45
To Municipalities	1,531,447.19
To Public Schools	440,730.26
To Health and Welfare	650,000.00
To General Account	3,344,887.35
To Liquor Law Enforcement	334,331.60
To Alcohol Safety Action Project	23,800.00
To Law Enforcement Planning	120,000.00
To Alcohol Treatment Center	1,068,617.51
To Law Enforcement ASAP	645,159.27

SCHEDULE "C-2" presents an analysis of operations and account balances in the State Insurance Account during the period July 1, 1978 to June 30, 1979. This account is classified under the category of State Enterprise Accounts, even though it is operated on a non-profit basis for the benefit of members contributing premiums for insurance protection. The item "Losses and Compensation" shown in the amount of \$6,291,156.32 under payment of agent, represents the compensation paid to workmen under State Insurance protection.

EXHIBIT "D" presents an analysis of receipts by classification and collecting agencies for all accounts.

EXHIBIT "E" supplemented by SCHEDULE "E" presents an analysis of expenditures for the General Account and all other accounts, classified according to functional activities of the government as well as the character of the expenditures.

EXHIBIT "F" supplemented by SCHEDULE "F" presents a summary analysis of the General Account appropriations, reflecting unencumbered appropriation balances at June 30, 1979.

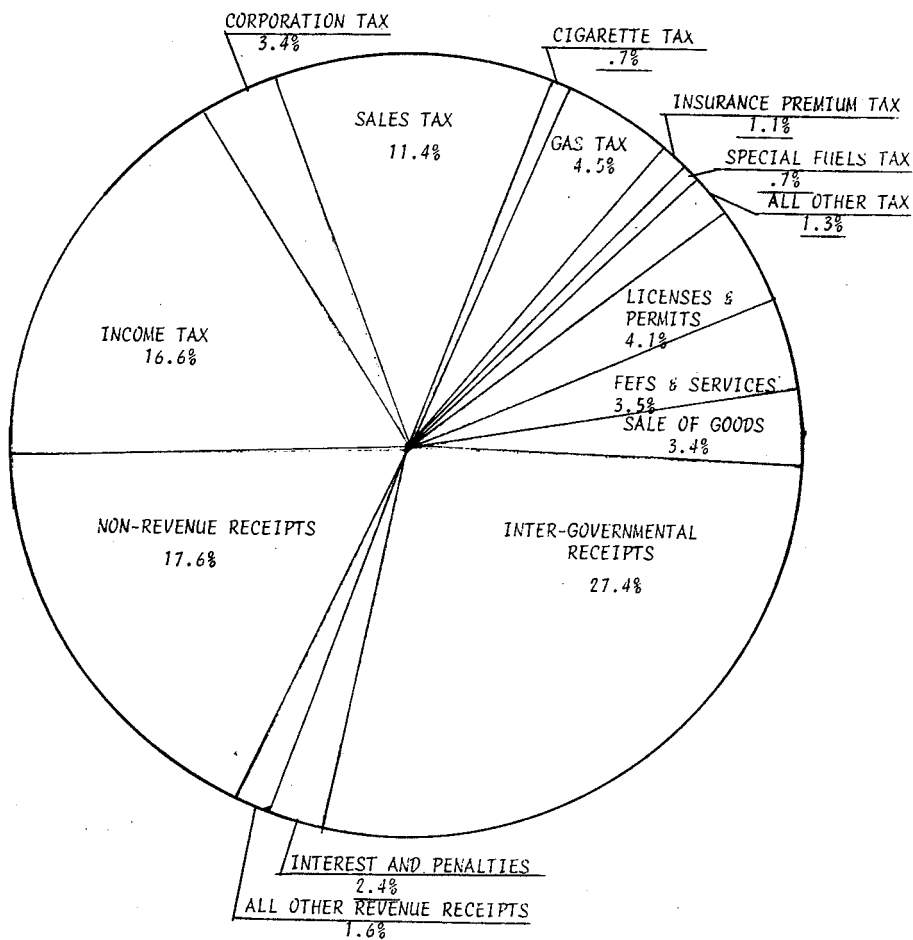
EXHIBIT "G" presents an analysis of Bonded Indebtedness showing changes in the outstanding obligations for a 12 month period ending June 30, 1979.

EXHIBIT "H" presents a summary analysis of taxes due from counties.

1979

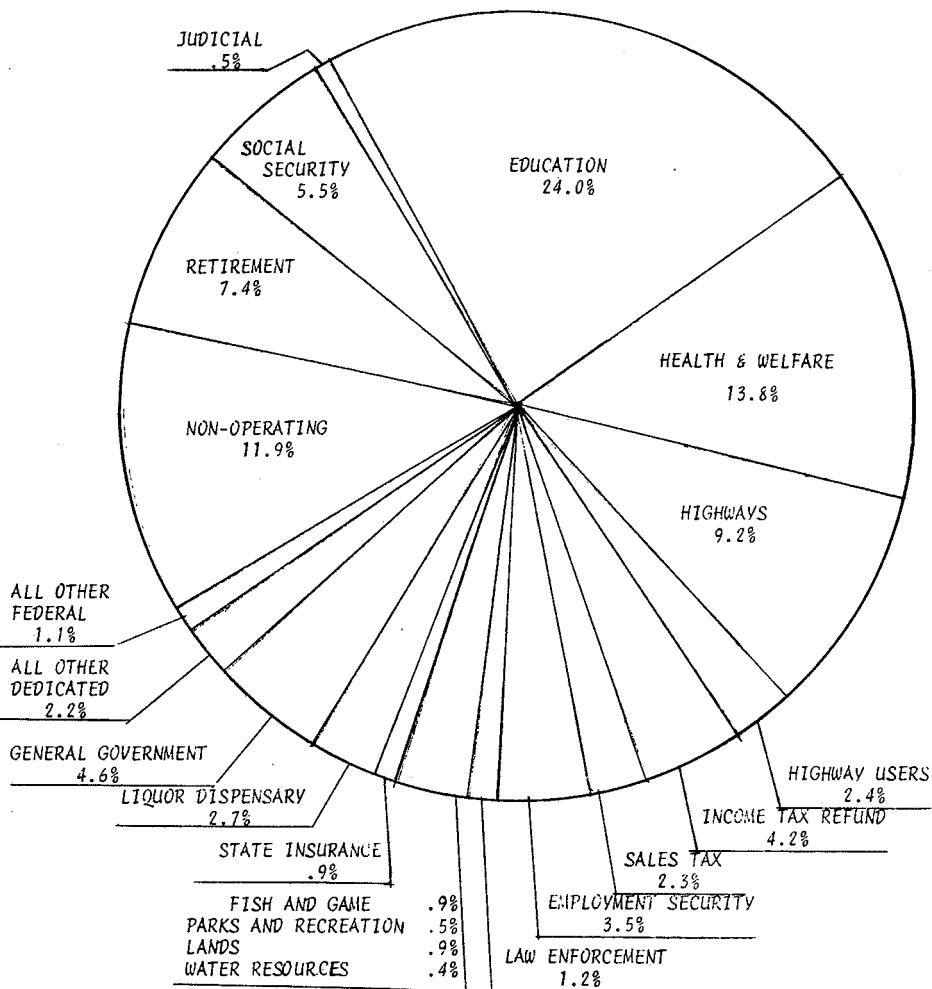
WHERE THE MONEY CAME FROM

RECEIPTS	1,504,012,000.00
LESS:	
RE-DEPOSIT OF SALE OF INVESTMENTS	360,051,000.00
TOTAL RECEIPTS	<u>\$1,143,961,000.00</u>



WHERE THE MONEY WENT

EXPENDITURES	1,495,069,000.00
LESS:	
RE-INVESTMENT EXPENDITURES	360,051,000.00
TOTAL EXPENDITURES	<u>\$1,135,018,000.00</u>



SPECIAL EXHIBIT
REPORT OF THE STATE AUDITOR
SHOWING DETAIL OF REVENUE AND NON-REVENUE RECEIPTS COLLECTED DURING THE
PERIOD FROM JULY 1, 1978 TO JUNE 30, 1979

	GENERAL ACCOUNT	SPECIAL ACCOUNTS	TOTALS
TAXES:	\$	\$	\$
Property Tax		165,507.21	165,507.21
Income Tax, Individual	150,224,719.10	40,364,124.77	190,588,843.87
Income Tax, Corporation	31,351,270.62	7,895,797.00	39,247,067.62
Sales Tax	4.60-	129,906,524.64	129,906,520.04
Cigarette Tax	6,847,063.09	1,097,834.69	7,944,897.78
Beer Tax	2,310,091.07	1,155,065.20	3,465,136.27
Gas-Motor and Marine Fuel Tax		51,770,366.92	51,770,366.92
Inheritance Tax		3,495,073.42	3,495,073.42
Wine Tax	652,096.14		652,096.14
Honey Advertising Tax			
Kilowatt Tax	1,649,779.39	24.00-	1,649,755.39
Insurance Premium Tax	12,895,076.91		12,895,076.91
Mine License Tax	552,340.58		552,340.58
Water Pollution Control Tax		1,684,576.63	1,684,576.63
Fruit and Vegetable Advertising Tax		2,183,958.20	2,183,958.20
Parimutuel Tax		388,019.65	388,019.65
Idaho Dairy Products Tax		868,335.70	868,335.70
Sheep Tax		125,479.76	125,479.76
Wheat Growers Tax		561,370.20	561,370.20
Bean Stamp Tax		148,108.77	148,108.77
Hop Tax			
Workmens Compensation Tax		1,562,293.80	1,562,293.80
Special Fuels Tax		7,781,436.55	7,781,436.55
Athletic Tax		1,769.83	1,769.83
All Other Taxes			
TOTAL TAX RECEIPTS	\$206,482,432.30	\$ 251,155,598.94	\$ 457,638,031.24
OTHER REVENUE RECEIPTS			
Licenses and Permits	2,267,059.94	45,269,912.98	47,536,972.92
Fees and Sales of Services	1,765,458.69	38,676,958.75	40,442,417.44
Sale of Goods	28,976.54	39,195,204.43	39,224,180.97
Intergovernmental Receipts		313,280,641.29	313,280,641.29
Fines and Forfeitures	507,542.67	852,753.09	1,360,295.76
Interest and Penalties	7,291,140.81	18,612,905.71	25,904,046.52
Rentals	231,329.56	2,933,346.97	3,164,676.53
Miscellaneous	6.44	14,541,317.66	14,541,324.10
TOTAL OTHER REVENUE RECEIPTS	\$ 12,091,514.65	\$ 473,363,040.88	\$ 485,454,555.53
TOTAL REVENUE RECEIPTS	\$218,573,946.95	\$ 724,518,639.82	\$ 943,092,586.77
NON-REVENUE RECEIPTS			
Sale of Capital Assets			
Sale of Bonds	20,856.06	359,830,725.86	359,851,581.92
Sale of Tax Anticipation Notes		201,143.48	201,143.48
Fire Insurance Loss Settlements		35.00	35.00
All Other Insurance Adjustment		44,410.63	44,410.63
Suspense and Trust	13,575.34	194,304,092.68	194,317,668.02
Refunds	127,746.87	6,254,399.07	6,382,145.94
Special Fuel Bond		122,536.37	122,536.37
TOTAL NON-REVENUE RECEIPTS	\$ 162,178.27	\$ 560,757,343.09	\$ 560,919,521.36
TOTAL REVENUE AND NON-REVENUE RECEIPTS	\$218,736,125.22	\$1,285,275,982.91	\$1,504,012,108.13

STATE OF IDAHO
SUMMARY BALANCE SHEET - ALL ACCOUNTS
JUNE 30, 1979

	STATE OPERATING ACCOUNTS	STATE DEDICATED ACCOUNTS	TRUST & AGENCY ACCOUNTS	EMPLOYMENT SECURITY ADMINISTRATION ACCOUNTS	INCOME ENDOWMENT ACCOUNTS	REVENUE SHARING ACCOUNTS	CLEARING & BENEFIT ACCOUNTS	AGENCY ASSETS ACCOUNTS	WATER POLLUTION CONTROL ACCOUNTS	TOTAL ALL ACCOUNTS
ASSETS										
Cash with State Treasurer	69,470,913.68	30,743,535.62	44,781,878.57	1,893,527.32	7,847,189.71	358,971.63	10,666.44	11,593,871.21	15,943.59	166,716,497.77
Rotary Fund Subject Withdrawals upon authorization of Bonded D.O.s	<u>486,818.41</u>	<u>87,508.77</u>	<u>112,722.07</u>	<u>8,209.50</u>	<u>7,847,189.71</u>	<u>358,971.63</u>	<u>10,666.44</u>	<u>326,291.76</u>	<u>15,943.59</u>	<u>1,021,550.51</u>
TOTAL ASSETS	<u>\$69,957,732.09</u>	<u>\$30,831,044.39</u>	<u>\$44,894,600.64</u>	<u>\$1,901,736.82</u>	<u>\$7,847,189.71</u>	<u>\$358,971.63</u>	<u>\$10,666.44</u>	<u>\$11,920,162.97</u>	<u>\$15,943.59</u>	<u>\$167,738,048.28</u>
LIABILITIES										
Outstanding Regular Warrants	16,858,951.25	6,399,077.75	6,180,856.49	1,491,750.76	450,348.41		4,481.81	4,605,439.03		35,990,905.50
Outstanding Orders	<u>17,495,657.43</u>	<u>7,835,274.66</u>	<u>2,630,901.67</u>	<u>1,491,750.76</u>	<u>16,778.61</u>		<u>4,481.81</u>	<u>1,349,835.93</u>		<u>29,328,448.30</u>
TOTAL LIABILITIES	<u>\$34,354,608.68</u>	<u>\$14,234,352.41</u>	<u>\$8,811,758.16</u>	<u>\$1,491,750.76</u>	<u>\$467,127.02</u>		<u>\$4,481.81</u>	<u>\$5,955,274.96</u>		<u>\$65,319,353.80</u>
Reserve for Rotary Fund	486,818.41	87,508.77	112,722.07	8,209.50				326,291.76		1,021,550.51
TOTAL RESERVE & LIABILITIES	<u>\$34,841,427.09</u>	<u>\$14,321,861.18</u>	<u>\$8,924,480.23</u>	<u>\$1,499,960.26</u>	<u>\$467,127.02</u>		<u>\$4,481.81</u>	<u>\$6,281,566.72</u>		<u>\$66,340,904.31</u>
ACCOUNT BALANCE JUNE 30, 1979	35,116,305.00	16,509,183.21	35,970,120.41	401,776.56	7,380,062.69	358,971.63	6,184.63	5,638,596.25	15,943.59	101,397,143.97
TOTAL LIABILITIES RESERVE AND FREE ACCOUNT BALANCE	<u>\$69,957,732.09</u>	<u>\$30,831,044.39</u>	<u>\$44,894,600.64</u>	<u>\$1,901,736.82</u>	<u>\$7,847,189.71</u>	<u>\$358,971.63</u>	<u>\$10,666.44</u>	<u>\$11,920,162.97</u>	<u>\$15,943.59</u>	<u>\$167,738,048.28</u>

SCHEDULE "A"

STATE OF IDAHO
STATEMENT OF ASSETS, LIABILITIES AND FUND BALANCES OF THE
OPERATION AND NON-OPERATION FUND OF THE STATE OF IDAHO

FUND NO.	FUND NAME	ASSETS	LIABILITIES			FREE ACCT BALANCE JUNE 30, 1979
		TOTAL ASSETS	OUT- STANDING ORDERS	OUT- STANDING WARRANTS	TOTAL LIABILITIES	
1000	State Operating	\$ 69,470,913	\$ 17,495,657	\$ 16,858,951	\$ 34,354,608	\$ 35,116,305
2000	Dedicated	30,743,535	7,835,274	6,399,077	14,234,352	16,509,183
3000	Trust and Agency	44,781,878	2,630,901	6,180,856	8,811,758	35,970,120
4000	Employment Security Op	1,893,527		1,491,750	1,491,750	401,776
6400	Public Schools	5,841				5,841
6500	Institution Environ	48,552		46,000	46,000	2,552
6600	Agriculture College	101				101
6700	University	37,186		37,000	37,000	186
7400	Public School Income	6,683,669				6,683,669
7500	Endowment Earnings	1,071,837	16,778	367,348	384,127	687,710
8100	1973 Water Pollution Control	15,943				15,943
8200	1970 Water Pollution Control					
8800	Federal Revenue Sharing Trust	358,971				358,971
9101	Tax Anticipation Note Redemption					
9102	Permanent Building Tax Amt No					
	SUPER FUND TOTAL	\$ 155,111,953	\$ 27,978,610	\$ 31,380,982	\$ 59,359,595	\$ 95,752,357
9201	Emp Sec - Clearing Act	10,181		4,481	4,481	5,699
9202	Emp Sec - Benefit Acct	485				485
9203	Emp Sec Trust Act					
	SUPER FUND TOTAL	\$ 10,666	\$	\$ 4,481	\$ 4,481	\$ 6,184
9301	Judges Retirement	47,775		14,711	14,711	33,064
9302	Industrial Adm	118,526	45,413	95,637	141,051	22,524
9303	Industrial Special Indemnity	229,802		8,301	8,301	221,500
9304	State Historical Society Acct	60,260	21,373	4,731	26,104	34,155
9305	Surplus Property Agency	95,028		12,702	12,702	82,325
9306	Public Employees Retirement	123,836	32,275	74,044	106,319	17,516
9307	Liquor Control	2,035,734	1,247	1,646,783	1,648,030	387,704
9308	State Insurance	1,329,532	42,697	170,988	213,685	1,115,846
9309	Firemen's Retirement	707,978		127,214	127,214	580,764
9310	Public Building	523,291				523,291
9311	Retained Risk Acct	805,775	1,032,004	25,599	1,057,603	251,828
9312	Rural Rehabilitation Acct	167,443				167,443
9313	Public Employees Retirement Sp.	2,625,904		2,419,476	2,419,476	206,427
9314	Supplemental Retirement	69,884		1,678	1,678	68,206
9315	Group Insurance Acct	1,869,690	6,851	3,569	10,420	1,859,269
9316	Treasurers Suspense	53,096				53,096
9317	Public School Income Susp	3,605				3,605
9318	General Acct Int Suspense					
9319	Brand Recording	504,973				504,973
9320	School District Building	923				923
9321	Harriman State Park	220,806	167,973		167,973	52,833
9322	Idaho Water Res Bd Rev					
	SUPER FUND TOTAL	\$ 11,593,871	\$ 1,349,835	\$ 4,605,439	\$ 5,955,274	\$ 5,638,596
	GRAND TOTAL	\$ 166,716,497	\$ 29,328,448	\$ 35,990,905	\$ 65,319,353	\$ 101,397,143

STATE OF IDAHO
ANALYSIS OF CHANGES IN ACCOUNT BALANCE - ALL ACCOUNTS
TWELVE MONTHS PERIOD ENDING JUNE 30, 1979

	GENERAL ACCOUNT	PERMANENT BUILDING ACCOUNT	WATER POLLUTION ACCOUNT	HEALTH DISTRICT TRUST ACCOUNT	COOPERATIVE WELFARE ACCOUNT	HIGHWAY ACCOUNT	FISH AND GAME ACCOUNT	LIQUOR ACCOUNT	STATE INSURANCE ACCOUNT	RESTRICTED & NON-OPERATING ACCOUNT	ACCOUNT
<u>UNEXPENDED FUND BALANCE</u>											
July 1, 1978 Beginning Balance	3,768,279.52	2,774,688.73	16,759,132.35	1,358,935.39	(2,205,661.56)	9,011,454.02	841,197.90	688,802.92	225,911.40	45,404,803.50	78,627,544.17
Ending Orders June 30, 1978	5,959,143.38	27,869.60		1,787.35	4,366,768.91	5,922,850.68	812,828.04	25,653.78	31,048.30	18,788,629.05	35,936,579.09
Prior Year Cancelled Warrants	2,247.26			1,524.00	20,069.88	791.29	211.51	7.64	20.50	122,653.51	147,525.59
FUND BALANCE	<u>\$ 9,729,670.16</u>	<u>\$ 2,802,558.33</u>	<u>\$16,759,132.35</u>	<u>\$ 1,362,246.74</u>	<u>\$ 2,181,177.23</u>	<u>\$ 14,935,095.99</u>	<u>\$ 1,654,237.45</u>	<u>\$ 714,464.34</u>	<u>\$ 256,980.20</u>	<u>\$ 64,316,086.06</u>	<u>\$ 114,711,648.85</u>
<u>ADDITIONS</u>											
Receipts and Collections	218,736,125.22	6,544,716.32	1,693,109.63	7,293,128.00	84,785,683.72	119,057,742.76	11,020,860.29	42,877,273.43	17,664,478.73	994,338,990.03	1,504,012,108.13
Transfers from Other Funds	107,775,489.41	3,455,559.33	2,851,075.41	2,090,280.74	63,653,031.60	681,773.70	11.00		30,398.97	185,877,905.04	366,415,525.20
Transfer - Tax Anticipation Note	12,000,000.00										12,000,000.00
TOTAL CURRENT ADDITIONS	<u>\$338,511,614.63</u>	<u>\$10,000,275.65</u>	<u>\$ 4,544,185.04</u>	<u>\$ 9,383,408.74</u>	<u>\$148,438,715.32</u>	<u>\$119,739,516.46</u>	<u>\$11,020,871.29</u>	<u>\$42,877,273.43</u>	<u>\$17,694,877.70</u>	<u>\$1,180,216,895.07</u>	<u>\$1,882,427,633.33</u>
<u>DEDUCTIONS</u>											
Agency Expenditure Adj. Credit	(9,151,896.88)	(59,180.80)		(1,065,031.54)	(25,782,390.07)	(1,374,563.29)	(3,442,666.38)	(12,467.85)	(127,163.04)	(5,686,333.02)	(46,701,692.87)
Agency Expenditure Adj. Charge	2,931,919.66	44,336.10		1,065,031.54	25,416,287.85	814,113.84	3,441,548.70	12,467.85	109,348.66	12,866,638.67	46,701,692.87
Inter-Agency Service Charge	5,883.08				26,456.67	366.50	1,242.00			49,826.46	83,774.71
Inter-Agency Service Credit	(5,322.13)				(45,501.94)					(32,950.64)	(83,774.71)
Expenditures	149,308,310.11	8,891,505.11	1,272,606.00	8,782,418.46	142,231,799.25	100,862,621.99	9,871,794.96	36,433,392.16	16,766,138.47	1,011,694,929.13	1,486,115,515.64
Inter-Account Service Charge	2,760,546.81	69,868.76		106,801.48	2,517,299.01	379,970.10	275,881.91	107,367.75	11,444.99	2,871,933.74	9,101,114.55
Inter-Account Service Credit										(9,101,114.55)	(9,101,114.55)
SUB TOTAL DEDUCTIONS	<u>\$145,849,440.65</u>	<u>\$ 8,946,529.17</u>	<u>\$ 1,272,606.00</u>	<u>\$ 8,889,219.94</u>	<u>\$144,363,950.77</u>	<u>\$100,682,509.14</u>	<u>\$10,147,801.19</u>	<u>\$36,540,759.91</u>	<u>\$16,759,769.08</u>	<u>\$1,012,662,929.79</u>	<u>\$1,486,115,515.64</u>
Ending Outstanding Orders	6,756,275.22	61,592.61		19,724.46	2,557,389.08	5,924,398.43	832,334.42	1,247.60	42,697.38	13,132,789.10	29,328,448.30
Transfer to Other Accounts		967,380.34		23,146.00	2,328,584.00	19,366,640.67	33,413.37	6,662,025.99	33,545.03	165,385,268.73	194,800,004.13
Legislative Grants to Other Acct	173,498,170.14										173,498,170.14
Tax Anticipation Note Transfer	12,000,000.00										12,000,000.00
SUB TOTAL DEDUCTIONS	<u>\$192,254,445.36</u>	<u>\$ 1,028,972.95</u>	<u>\$ 1,272,606.00</u>	<u>\$ 42,870.46</u>	<u>\$ 4,885,973.08</u>	<u>\$ 25,291,039.10</u>	<u>\$ 865,747.79</u>	<u>\$ 6,663,273.59</u>	<u>\$ 76,242.41</u>	<u>\$ 178,518,057.83</u>	<u>\$ 409,626,622.57</u>
TOTAL DEDUCTIONS	<u>\$338,103,886.01</u>	<u>\$ 9,975,502.12</u>	<u>\$ 1,272,606.00</u>	<u>\$ 8,932,090.40</u>	<u>\$149,249,923.85</u>	<u>\$125,973,548.24</u>	<u>\$11,013,548.98</u>	<u>\$43,204,033.50</u>	<u>\$16,836,011.49</u>	<u>\$1,191,180,987.62</u>	<u>\$1,895,742,138.21</u>
NET INCREASE OR DECREASE	<u>\$ 407,728.62</u>	<u>\$ 24,773.53</u>	<u>\$ 3,271,519.04</u>	<u>\$ 451,318.34</u>	<u>\$ (811,208.53)</u>	<u>\$ (6,234,031.78)</u>	<u>\$ 7,322.31</u>	<u>\$ (326,760.07)</u>	<u>\$ 858,866.21</u>	<u>\$ (10,964,092.55)</u>	<u>\$ (13,314,504.88)</u>
FUND BALANCE JUNE 30, 1979	<u>\$ 10,137,398.78</u>	<u>\$ 2,827,331.86</u>	<u>\$20,030,711.39</u>	<u>\$ 1,813,565.08</u>	<u>\$ 1,369,968.70</u>	<u>\$ 8,701,064.21</u>	<u>\$ 1,661,559.76</u>	<u>\$ 387,704.27</u>	<u>\$ 1,115,846.41</u>	<u>\$ 53,351,993.51</u>	<u>\$ 101,397,143.97</u>

STATE OF IDAHO
STATEMENT OF ACCOUNT CHANGES
MISCELLANEOUS RESTRICTED REVENUE AND NON-OPERATING ACCOUNTS
AT JUNE 30, 1979

ACCOUNT NO.	ACCOUNT NAME	ACCOUNT ADDITIONS			ACCOUNT DEDUCTIONS			FREE ACCOUNT BALANCE 06-30-79
		ACCOUNT BALANCE 07-01-78	RECEIPTS	TRANSFERS INTO	TOTAL AVAILABLE	TOTAL EXPENDED	OUTSTANDING ORDERS 06-30-79	
AGENCY:	008011							
	COUNTY RECEIPTS							
1232	Public Utilities Commission		14,391		14,391		14,391	
1262	Motorbike Recreation		2,857		2,857		2,857	
1277	U.S. Clarke McNary		3,544		3,544		3,544	
2205	State Highway		12,045,137		12,045,137		12,045,137	
2206	Fish and Game Account							
2264	Motor Vehicle Account		5,779,413		5,779,413		5,779,413	
2266	Search and Rescue		8,553		8,553		8,553	
2270	Idaho Code		149,567		149,567		149,567	
3804	Forest Product Trust		568,708		568,708		568,708	
3916	County Fish and Game Sp.		46,344		46,344		46,344	
3950	County Receipt Susp							
8101	Water Pollution Cntl Bnd S.F.		100,347		100,347		100,347	
9301	Judges Retirement		261,561		261,561		261,561	
9316	Treasurer's Suspense							
	AGENCY TOTAL		\$ 18,980,425		\$ 18,980,425		\$ 18,980,425	
AGENCY:	010200							
	BUDGET POLICY PLANNING DIV							
1104	Interagency Credits	4,403		4,000	8,403	4,000	4,403	
1105	Cash Receipts							
1202	State Planning Agency		2,273,741		2,391,634	2,154,149	13,617	223,868
1305	Urban Planning Project	117,893	411,904		434,286	361,445	22,210	50,629
1306	State Planning Comm. & Dev.	22,381	34,442		34,442		34,442	
1352	Pacific N.W. Reg. Comm.		2,815,540	120,000	3,197,443	2,889,386	1,302	303,504
1360	Planning Commission	261,902	70,318		114,434	79,185	3,778	31,469
1371	Idaho Criminal Jus. Info. Sys.	44,115	30,000		30,000		30,000	
1372	Senior Service Acct		250,000		250,000		250,000	
1376	State & Local Facil. Assis. Ac		116,843	1,119,935	1,003,355		1,000,996	2,359
8802	Anti-Recess Fisc Ast	263			7,464,000	5,488,167	3,250	611,830
	AGENCY TOTAL	\$ 450,960	\$ 5,769,104	\$ 1,243,935	\$ 7,464,000	\$ 5,488,167	\$ 3,250	\$ 1,360,751
AGENCY:	010301							
	GOVERNORS OFFICE							
1105	Cash Receipts							
1274	Governor's Emergency Acct	250,525		3,625	254,150		20,000	234,150
1352	Pacific N.W. Reg. Comm.	44,028	84,132	34,442	162,603	121,834	3,518	37,250
3937	Governor's National Conf.							
4303	Inst. Training Allow	1,374	23,396		24,770	24,514		256
	AGENCY TOTAL	\$ 295,928	\$ 107,528	\$ 38,067	\$ 441,524	\$ 146,348	\$ 23,518	\$ 271,657
AGENCY:	010308							
	OFFICE OF ENERGY							
1392	Federal Energy Funds	134,818	471,969		606,787	450,778	24,818	131,190
	AGENCY TOTAL	\$ 134,818	\$ 471,969		\$ 606,787	\$ 450,778	\$ 24,818	\$ 131,190

STATE OF IDAHO
STATEMENT OF ACCOUNT CHANGES
MISCELLANEOUS RESTRICTED REVENUE AND NON-OPERATING ACCOUNTS
AT JUNE 30, 1979

ACCOUNT NO.	ACCOUNT NAME	ACCOUNT ADDITIONS			ACCOUNT DEDUCTIONS				FREE ACCOUNT BALANCE 06-30-79
		ACCOUNT BALANCE 07-01-78	RECEIPTS	TRANSFERS INTO	TOTAL AVAILABLE	TOTAL EXPENDED	OUTSTANDING ORDERS 06-30-79	TRANSFERS OUT OF	
AGENCY:	010309								
	TOURISM AND INDUSTRIAL DEV.								
1105	Cash Receipts		17,837		17,837			800	18,210
1201	Idaho Dev. & Publicity	18,145		5,782	23,905	1,172-		23,905	
1265	Sales Tax		319		319			319	
1352	Pacific N.W. Reg. Comm.		5,800		5,800	4,634		40	1,165
1361	Target-Ind Trade Crd		40,000		40,000	16,946			23,013
3944	Travel Development		7,322		7,322				
	AGENCY TOTAL	\$ 18,145	\$ 71,257	\$ 5,782	\$ 95,185	\$ 27,730		\$ 25,065	\$ 42,388
AGENCY:	010402								
	RETIREMENT SYSTEM								
9306	Public Employees Retirement	30,069	14,344	1,101,400	1,145,814	780,358	32,275	315,663	17,516
9313	Public Employees Retirement Sp.	84,488	82,421,989		82,506,477	81,390,381		909,669	206,427
9314	Supplemental Retirement	262		578,126	578,389	20,311		489,870	68,206
	AGENCY TOTAL	\$ 114,821	\$ 82,436,333	\$ 1,679,526	\$ 84,230,680	\$ 82,191,051	\$ 32,275	\$ 1,715,203	\$ 292,150
AGENCY:	012101								
	INVESTMENT BOARD								
1104	Interagency Credits			6,894	6,894	6,894			23
1105	Cash Receipts		23		23				
6401	Public School Endowment								754
6501	Charitable Institutions	1,793	15,528	321,432	338,754	338,000			255
6502	Normal School	492		513,763	514,255	514,000			182
6503	Pentitentiary	412		471,769	472,182	472,000			979
6504	School of Science	1,436	63,000	1,113,542	1,177,979	1,177,000			381
6505	State Hospital South	387		220,994	221,381	221,000			101
6601	Agricultural College	23,787		147,314	171,101	171,000			186
6701	University of Idaho	11,134		2,034,052	2,045,186	2,045,000			
7501	Pentitentiary Income		367,229		367,229			367,229	
7502	Investment Board Expense							244,506	
7509	State Hospital South Income		244,506		244,506			540,990	
7511	University of Idaho Income		540,990		540,990			295,208	
7512	Agriculture College Income		295,208		259,208			924,943	
7513	School of Science Income		924,943		924,943			814,699	
7514	Normal School Income		814,699		814,699			660,229	
7515	Charitable Insts. Inc.		660,229		660,229			4,175,586	
9803	State Insurance		4,175,586		4,175,586			8,023,392	
	AGENCY TOTAL	\$ 39,443	\$ 8,101,944	\$ 4,829,763	\$ 12,971,151	\$ 4,944,894			\$ 2,864
AGENCY:	012501								
	LIQUOR DISPENSARY								
9307	Liquor Control	714,456	38,627,627	4,249,646	43,591,730	30,933,384	1,247	12,269,393	387,704
	AGENCY TOTAL	\$ 714,456	\$ 38,627,627	\$ 4,249,646	\$ 43,591,730	\$ 30,933,384	\$ 1,247	\$ 12,269,393	\$ 387,704

STATE OF IDAHO
STATEMENT OF ACCOUNT CHANGES
MISCELLANEOUS RESTRICTED REVENUE AND NON-OPERATING ACCOUNTS
AT JUNE 30, 1979

		ACCOUNT ADDITIONS			ACCOUNT DEDUCTIONS			FREE ACCOUNT BALANCE	
ACCOUNT NO.	ACCOUNT NAME	ACCOUNT BALANCE 07-01-78	RECEIPTS	TRANSFERS INTO	TOTAL AVAILABLE	TOTAL EXPENDED	OUTSTANDING ORDERS 06-30-79	TRANSFERS OUT OF	BALANCE 06-30-79
		\$	\$	\$	\$	\$	\$	\$	\$
AGENCY:	012502								
	STATE INSURANCE FUND								
9308	State Insurance	256,959	13,403,974	4,290,903	17,951,837	16,748,303	42,697	44,990	1,115,846
9309	Firemen's Retirement	1,267	2,755,061	9,375,697	12,132,026	1,578,094		9,973,168	580,764
	AGENCY TOTALS	\$ 258,227	\$ 16,159,035	\$ 13,666,600	\$ 30,083,863	\$ 18,326,397	\$ 42,697	\$ 10,018,158	\$ 1,696,610
AGENCY:	016003								
	IDAHO OFFICE ON AGING								
1372	Senior Service Account			30,000	30,000	30,000			
1373	Economic Opportunity	18,324	725,943		744,267	663,362		19,219	61,686
1374	Office on Aging	67,206	2,111,122		2,178,328	2,066,943			111,384
	AGENCY TOTAL	\$ 85,530	\$ 2,837,065	\$ 30,000	\$ 2,952,595	\$ 2,760,306		\$ 19,219	\$ 173,070
AGENCY:	016004								
	HUMAN RIGHTS COMMISSION								
1362	Human Rights - Federal	17,559	59,744		77,303	40,170		3,967	33,165
	AGENCY TOTAL	\$ 17,559	\$ 59,744		\$ 77,303	\$ 40,170		\$ 3,967	\$ 33,165
AGENCY:	016005								
	BLIND COMMISSION								
1105	Cash Receipts	11,788	30,199		41,988	15,607	20,787		5,593
1368	Idaho Commission for Blind	97,422	616,721	523	714,667	540,770	101,988	31,575	40,332
	AGENCY TOTAL	\$ 109,211	\$ 646,920	\$ 523	\$ 756,655	\$ 556,378	\$ 122,776	\$ 31,575	\$ 45,925
AGENCY:	017001								
	MILITARY DIVISION								
1105	Cash Receipts		4,442	14,037	18,479				18,479
1263	Adj. General Receipts	17,703	1,064,195		1,081,899	1,041,593		9,783	30,522
1269	Disaster Services	42,490	137,012		179,502	131,851		8,716	38,935
1274	Governor's Emergency Acct			20,000	20,000	16,374		3,625	
1352	Pacific N.W. Reg. Comm.								
2261	Armory Construction	102,324	35,193	3,000	140,518	87,679		38,890	13,947
3918	Civil Defense Federal Contrb		722,890		722,890	722,890			
	AGENCY TOTAL	\$ 162,518	\$ 1,963,734	\$ 37,037	\$ 2,163,290	\$ 2,000,390		\$ 61,015	\$ 101,884
AGENCY:	030000								
	ADMINISTRATION DEPARTMENT								
1104	Interagency Credits	346,630		6,671,370	7,018,000	6,097,656	405,746	434,476	80,121
1105	Cash Receipts		603,602		603,602			603,602	
1265	Sales Tax		246		246			246	
1288	10% Timber		140		140			140	
1368	Idaho Commission for Blind		498		498			498	
1392	Federal Energy Funds	23,007	20,413		43,421	34,980		8,441	
2201	Permanent Building Account	2,802,558	3,452,124	6,548,151	12,802,833	8,876,660	61,592	1,037,249	2,827,331
2205	State Highway		2,550		2,550			2,550	
2264	Motor Vehicle Account		92		92			92	

STATE OF IDAHO
STATEMENT OF ACCOUNT CHANGES
MISCELLANEOUS RESTRICTED REVENUE AND NON-OPERATING ACCOUNTS
AT JUNE 30, 1979

ACCOUNT NO.	ACCOUNT NAME	ACCOUNT ADDITIONS			ACCOUNT DEDUCTIONS			FREE ACCOUNT BALANCE 06-30-79
		ACCOUNT BALANCE 07-01-78	RECEIPTS	TRANSFERS INTO	TOTAL AVAILABLE	TOTAL EXPENDED	OUTSTANDING ORDERS 06-30-79	
AGENCY:	030000							
	ADMINISTRATION DEPT. (Continued)							
3941	Adm - Vender Suspense	60			60			60
4301	Employment Security Agency Adm.		419		419			419
9303	Industrial Special Indemnity			2,615,307	2,615,307	146,716	2,247,090	221,500
9305	Surplus Property Agency	83,842	179,759		263,601	178,583	2,692	82,325
9307	Liquor Control		410		410		410	
9311	Retained Risk Account	83	1,506,808	4,978,990	6,485,883	1,012,622	1,032,004	251,828
9315	Group Insurance Account	1,482,023	13,538,991	35,662,116	50,683,131	12,384,775	6,851	1,859,269
9316	Treasurer's Suspense	2,000	50,000		52,000	52,000		
	AGENCY TOTAL	\$ 4,740,205	\$ 19,356,057	\$ 56,475,937	\$ 80,572,200	\$ 28,783,994	\$ 1,506,195	\$ 4,818,720
AGENCY:	030401							
	PERSONNEL COMMISSION							
1104	Interagency Credits	616		2,322	2,938	1,748		1,190
1268	Personnel Commission	10,217	1,115,171		1,125,389	867,288	35,932	76,270
	AGENCY TOTAL	\$ 10,834	\$ 1,115,171	\$ 2,322	\$ 1,128,328	\$ 869,037	\$ 35,932	\$ 77,460
AGENCY:	047501							
	STATE TAX COMMISSION							
1104	Interagency Credits	2,138			2,138			2,138
1105	Cash Receipts	7,069	13,650		20,719	9,629		11,090
1201	Idaho Dev. & Publicity		5,712		5,712		5,712	
1250	Waterways Improvement		489,889		489,889		489,889	
1260	Offroad Motor Vehicle		489,889		489,889		489,889	
1264	State Income Tax Refund	12,952,231	47,351,331	9,303	60,312,867	47,207,967	6,000,000	400,000
1265	Sales Tax	6,208,790	129,576,394	332,784	136,117,969	25,743,612		6,611,137
1349	Assess. Dev. Trng. Prog	713			713			713
2201	Permanent Building Account		3,092,592		3,092,592		3,092,592	
2205	State Highway		39,890,301		39,890,301		39,890,301	
2208	Election Campaign		104,147		104,147		104,147	
2221	Aeronautics		816,122		816,122		816,122	
2265	Motor Fuels Refund	150,962	2,499,165		2,650,127	2,414,205		235,922
3818	Abandon Property Trust	50,018	70,950	22	120,991	16,412		67,442
3822	1970 Water Pollution Control		1,687,254		1,687,254		1,687,254	
3823	Central Tumor Regis.		70,000		70,000		70,000	
3902	Escheat Suspense	63,124	413		63,537	255	12,631	50,651
3905	Highways Suspense		8,421,199		8,421,199	200,440	8,175,699	45,060
3912	Hotel Motel Tax Suspense		90,984		90,984	73,650		17,334
3913	Income Tax Suspense	104,149	50,474	500	54,175	6,576		47,598
3924	Income Tax Building Fund Sp.		7,537,969		7,537,969		7,537,969	
3927	Inheritance Tax - Refund	1,434,519	3,495,073	249,224	5,178,817	216,172	3,425,673	1,536,971
3935	Inheritance Tax - Co.			331,928	331,928			
7401	Public School Income		65,159		65,159		65,159	
	AGENCY TOTAL	\$ 20,973,717	\$ 245,717,726	\$ 923,764	\$ 267,615,208	\$ 76,220,850	\$ 6,000,000	\$ 9,026,060

STATE OF IDAHO
STATEMENT OF ACCOUNT CHANGES
MISCELLANEOUS RESTRICTED REVENUE AND NON-OPERATING ACCOUNTS
AT JUNE 30, 1979

ACCOUNT NO.	ACCOUNT NAME	ACCOUNT ADDITIONS			ACCOUNT DEDUCTIONS				FREE ACCOUNT BALANCE 06-30-79
		ACCOUNT BALANCE 07-01-78	RECEIPTS	TRANSFERS INTO	TOTAL AVAILABLE	TOTAL EXPENDED	OUTSTANDING ORDERS 06-30-79	TRANSFERS OUT OF	
AGENCY:	05J000								
	FINANCE DEPARTMENT								
1104	Interagency Credits	14		14-					
1105	Cash Receipts	4,312	779		5,091				5,091
1265	Sales Tax		15		15			15	
2251	State Cemetery Board	3,014	490		3,504			4	3,499
3919	Finance Suspense	3,558	212-		3,346	2,075			1,271
3933	Savings and Loan	757			757				757
	AGENCY TOTAL	\$ 11,656	\$ 1,073	\$ 14-	\$ 12,715	\$ 2,075		\$ 19	\$ 10,620
AGENCY:	062006								
	DEPARTMENT OF INSURANCE								
1105	Cash Receipts	276			276				276
1272	Title Insurance	16,934			16,934				16,934
3928	Department of Insurance Sp.		244,576		244,576	2,474			242,102
9316	Treasurer's Suspense	9,920			9,920				9,920
	AGENCY TOTAL	\$ 27,131	\$ 244,576		\$ 271,707	\$ 2,474			\$ 269,233
AGENCY:	070000								
	LABOR AND INDUSTRIAL SERVICES								
1104	Interagency Credits	3			3			3	
1105	Cash Receipts	3,513	4,403	977	8,894	91			8,803
1231	Electrical Board	280,605	1,014,569	3	1,295,178	954,274	23,391	36,806	280,706
1233	State Plumbing Board	141,764	303,685		445,450	385,550	4,579	13,816	41,504
1271	Idaho Building Code	210,381	416,481		626,863	471,751	7,298	19,383	128,429
1379	HUD Monitoring	117,098	72,057		189,155				189,155
1382	HUD Disaster	35,142	35,142-						
3923	Labor & Industrial Services Sus	383	7,810		8,194	8,191			2
3930	Wage and Hour Suspense		10,878		10,878	8,608			2,269
9316	Treasurer's Suspense	3,259	3,259-						
	AGENCY TOTAL	\$ 792,153	\$ 1,791,484	\$ 981	\$ 2,584,618	\$ 1,828,466	\$ 35,269	\$ 70,010	\$ 650,872
AGENCY:	081001								
	AGRICULTURE DEPARTMENT								
1203	Agriculture Inspection	195,439	299,718		495,157	242,826		4,823	247,507
1206	Bee Inspections	12,216	10,649		22,866	8,897		303	13,664
1207	Fresh Fruit & Vegetable Inspection	769,531	3,203,016		3,972,548	3,358,995		22,898	590,654
1208	Public Livestock Market	10,410	2,000		12,410	2,128		25	10,257
1209	Sheep Commission	88,885	125,712		214,597	105,681		2,655	106,260
1210	Commercial Feed & Fertilizer	48,841	153,058		201,900	157,633		5,007	39,259
1211	Pesticide	99,555	86,203		185,759	70,988		1,328	113,442
1212	Livestock Disease Control	282,279	69,193	177,129	528,602	308,547	1,857	3,205	214,992
1213	Dairy Industry & Inspection	30,307	144,672		174,979	132,432		3,447	39,099
1214	Honey Advertising	11,574	5,168		16,742	2,230		50	14,462
1215	Livestock Dealers		2,760		2,760				2,760
1216	Egg Inspection	35,372	59,498		94,870	38,580		1,167	55,122
1265	Sales Tax								
1308	Meat Inspection Federal	206,935	541,574		748,510	614,163			134,346

STATE OF IDAHO
STATEMENT OF ACCOUNT CHANGES
MISCELLANEOUS RESTRICTED REVENUE AND NON-OPERATING ACCOUNTS
AT JUNE 30, 1979

ACCOUNT NO.	ACCOUNT NAME	ACCOUNT ADDITIONS			ACCOUNT DEDUCTIONS			FREE ACCOUNT BALANCE 06-30-79
		ACCOUNT BALANCE 07-01-78	RECEIPTS	TRANSFERS INTO	TOTAL AVAILABLE	TOTAL EXPENDED	OUTSTANDING ORDERS 06-30-79	
AGENCY:	081001							
	AGRICULTURE DEPARTMENT (Continued)							
1309	Plant Federal	48,471	195,317		243,789	76,586	34	167,168
1310	Wheat Statistics	5,613	2,500		8,113	964		7,149
1311	Compliance Federal	23,643	76,804		100,448	79,723	2,128	18,596
1396	Ag Adm Building Grant		1,091,758		1,091,758	1,091,662	25,342	25,246
2218	Idaho Prune Advt. Dev.	14,900	4,259		19,159	4,393	50	14,715
3926	Agriculture Suspense	38,554	5,564		44,119	43,418		701
9312	Rural Rehabilitation Account	171,897	59,245		231,143	63,700		167,443
	AGENCY TOTAL	\$ 2,094,433	\$ 6,138,676	\$ 177,129	\$ 8,410,238	\$ 6,403,554	\$ 27,199	\$ 1,932,358
AGENCY:	091101							
	APPLE COMMISSION							
2216	Idaho Apple Commission	24,768	48,190		72,958	44,193	887	27,878
	AGENCY TOTAL	\$ 24,768	\$ 48,190		\$ 72,958	\$ 44,193	\$ 887	\$ 27,878
AGENCY:	091102							
	IDAHO BEAN COMMISSION							
2217	Idaho Bean Market & Promotion	58,038	148,188		206,226	103,818	2,926	99,482
	AGENCY TOTAL	\$ 58,038	\$ 148,188		\$ 206,226	\$ 103,818	\$ 2,926	\$ 99,482
AGENCY:	091104							
	IDAHO CHERRY COMMISSION							
2215	Cherry Commission Account	1,680	6,521		8,202	6,608	95	1,498
	AGENCY TOTAL	\$ 1,680	\$ 6,521		\$ 8,202	\$ 6,608	\$ 95	\$ 1,498
AGENCY:	091105							
	DAIRY PRODUCTS COMMISSION							
1265	Sales Tax		36		36		36	
2214	Idaho Dairy Products Commission	147,850	873,390		1,021,240	854,613	11,870	142,767
	AGENCY TOTAL	\$ 147,850	\$ 873,426		\$ 1,021,277	\$ 854,613	\$ 11,870	\$ 142,767
AGENCY:	091106							
	POTATO COMMISSION							
2229	Idaho Potato Commission	148,094	2,135,413		2,283,508		2,041,245	242,262
	AGENCY TOTAL	\$ 148,094	\$ 2,135,413		\$ 2,283,508		\$ 2,041,245	\$ 242,262
AGENCY:	091108							
	WHEAT COMMISSION							
1226	Idaho Wheat Commission	504,696	561,982		1,066,678	501,834	177,081	374,588
	AGENCY TOTAL	\$ 504,696	\$ 561,982		\$ 1,066,678	\$ 501,834	\$ 177,081	\$ 374,588
AGENCY:	092008							
	ATHLETIC COMMISSION							
1220	Athletic Commission	1,058	2,049	85-	3,023	1,216	76-	1,884
	AGENCY TOTAL	\$ 1,058	\$ 2,049	\$ 85-	\$ 3,023	\$ 1,216	\$ 76-	\$ 1,884

STATE OF IDAHO
STATEMENT OF ACCOUNT CHANGES
MISCELLANEOUS RESTRICTED REVENUE AND NON-OPERATING ACCOUNTS
AT JUNE 30, 1979

ACCOUNT NO.	ACCOUNT NAME	ACCOUNT ADDITIONS			ACCOUNT DEDUCTIONS			FREE ACCOUNT BALANCE 06-30-79
		ACCOUNT BALANCE 07-01-78	RECEIPTS	TRANSFERS INTO	TOTAL AVAILABLE	TOTAL EXPENDED	OUTSTANDING ORDERS 06-30-79	
AGENCY:	092102							
	PHARMACY BOARD							
1227	State Pharmacy Board	38,016	131,829		169,846	114,627	1,431	47,855
1236	Tri-Prescription Program	2,730	17,156		19,887	10,729	2,357	6,800
1301	Federally Fund Insp	541	5,300		5,841	5,376		464
3931	Board of Pharmacy Suspense		420		420			420
	AGENCY TOTAL	\$ 41,288	\$ 154,706		\$ 195,995	\$ 130,733	\$ 1,431	\$ 55,540
AGENCY:	092103							
	ACCOUNTANCY BOARD							
2247	State Board of Accountancy	36,483	86,112		112,596	56,498	6,490	59,607
	AGENCY TOTAL	\$ 36,483	\$ 86,112		\$ 112,596	\$ 56,498	\$ 6,490	\$ 59,607
AGENCY:	092105							
	DENTISTRY BOARD							
2249	Idaho State Dental Board	53,478	51,319		104,797	41,268	5,046	58,482
	AGENCY TOTAL	\$ 53,478	\$ 51,319		\$ 104,797	\$ 41,268	\$ 5,046	\$ 58,482
AGENCY:	092107							
	ENGINEERING EXAMINERS BOARD							
2243	Professional Engineers	58,141	104,199		162,340	90,028	3,400	61,605
	AGENCY TOTAL	\$ 58,141	\$ 104,199		\$ 162,340	\$ 90,028	\$ 3,400	\$ 61,605
AGENCY:	092110							
	MEDICINE BOARD							
2239	State Board of Medicine	97,768	109,720		207,488	107,677	1,335	87,990
	AGENCY TOTAL	\$ 97,768	\$ 109,720		\$ 207,488	\$ 107,677	\$ 1,335	\$ 87,990
AGENCY:	092111							
	NURSING BOARD							
2246	Board of Nursing	94,737	158,889	236	253,863	153,180	3,786	81,397
2304	Uniform Apprch. Nurs. Ed.	236			236		236	
3911	Board of Nursing Sp.							
	AGENCY TOTAL	\$ 94,973	\$ 158,889	\$ 236	\$ 254,099	\$ 153,180	\$ 3,786	\$ 81,397
AGENCY:	092112							
	OCCUPATIONAL LICENSE BUREAU							
2236	Occupational License Bureau	88,273	307,435		395,709	229,534	4,005	149,902
2241	Optometry Board		5,700		5,700			5,700
3915	Occupational License Bureau Sp.	29,194	75		29,118	1,344		27,774
	AGENCY TOTAL	\$ 117,467	\$ 313,059		\$ 430,527	\$ 230,878	\$ 4,005	\$ 177,676
AGENCY:	092114							
	PUBLIC WORKS CONTRACTORS BOARD							
2244	Contractors State License Board	190,472	129,007		319,479	73,998	756	224,072
	AGENCY TOTAL	\$ 190,472	\$ 129,007		\$ 319,479	\$ 73,998	\$ 756	\$ 224,072

STATE OF IDAHO
STATEMENT OF ACCOUNT CHANGES
MISCELLANEOUS RESTRICTED REVENUE AND NON-OPERATING ACCOUNTS
AT JUNE 30, 1979

ACCOUNT NO.	ACCOUNT NAME	ACCOUNT ADDITIONS			ACCOUNT DEDUCTIONS				FREE ACCOUNT BALANCE 06-30-79
		ACCOUNT BALANCE 07-01-78	RECEIPTS	TRANSFERS INTO	TOTAL AVAILABLE	TOTAL EXPENDED	OUTSTANDING ORDERS 06-30-79	TRANSFERS OUT OF	
AGENCY:	092115 REAL ESTATE COMMISSION								
1265	Sales Tax		442		442			442	
2237	Idaho Real Estate	120,401	365,992		486,393	285,953		33,984	166,454
2238	Real Estate Ed. - Res. & Rec.	90,856	155,199		246,056	123,954		24,420	97,680
3942	Real Estate Ed. Susp.	1,213	4,786		6,000	4,038			1,961
	AGENCY TOTAL	\$ 212,471	\$ 526,420		\$ 738,891	\$ 413,946		\$ 58,847	\$ 266,097
AGENCY:	092116 PROFESSIONAL GEOLOGIST BOARD								
2252	Reg. Geologist Board	17,239	13,233		30,473	9,624		2,474	18,374
	AGENCY TOTAL	\$ 17,239	\$ 13,233		\$ 30,473	\$ 9,624		\$ 2,474	\$ 18,374
AGENCY:	092117 OPTOMETRY BOARD								
2241	Optometry Board	1,023		5,700	6,723	6,297		224	200
	AGENCY TOTAL	\$ 1,023		\$ 5,700	\$ 6,723	\$ 6,297		\$ 224	\$ 200
AGENCY:	092119 CERTIFIED SHORTHAND REPORTERS								
2211	Certified Shorthand Reporters	6,403	8,705		15,108	4,297	658	305	9,846
	AGENCY TOTAL	\$ 6,403	\$ 8,705		\$ 15,108	\$ 4,297	\$ 658	\$ 305	\$ 9,846
AGENCY:	093102 OUTFITTERS AND GUIDES BOARD								
2250	Outfitters and Guides	71,352	80,583		151,935	70,123		3,309	78,502
3938	Outfitters and Guides Susp	3,562	1,025		4,587	4,532			54
	AGENCY TOTAL	\$ 74,914	\$ 81,608		\$ 156,522	\$ 74,655		\$ 3,309	\$ 78,556
AGENCY:	100000 CORRECTION								
1104	Interagency Credits	7,711			7,711				7,711
1105	Cash Receipts	18,811	145,007	363	164,182	136,749		27,399	32
1352	Pacific N.W. Reg. Comm.	6,054			6,054				6,054
1356	WIN - On the Job Training	93	12,345		12,438	9,345			3,093
1365	Pen - LEP and LEPC	44,551	160,857		205,408	147,062	23,257		35,089
1376	State & Local FscI. Assis. Ac			250,000	250,000	103,238			146,762
1377	Pen - E.S.E.A. Grant	8,231	28,830		37,061	26,467			10,594
4303	Inst. Trng. Allow	717	22,757		23,475	23,122			352
7501	Penitentiary Income	1,937		387,691	389,628	349,179		8,820	31,628
	AGENCY TOTAL	\$ 88,108	\$ 369,797	\$ 638,054	\$ 1,095,960	\$ 795,164	\$ 23,257	\$ 36,220	\$ 241,318
AGENCY:	110000 LAW ENFORCEMENT								
1104	Interagency Credits	11,881			11,881				11,881
1105	Cash Receipts		10,777		10,777	9,800		977	
1212	Livestock Disease Control		177,129		177,129			177,129	

STATE OF IDAHO
STATEMENT OF ACCOUNT CHANGES
MISCELLANEOUS RESTRICTED REVENUE AND NON-OPERATING ACCOUNTS
AT JUNE 30, 1979

ACCOUNT NO.	ACCOUNT NAME	ACCOUNT ADDITIONS			ACCOUNT DEDUCTIONS				FREE ACCOUNT BALANCE 06-30-79
		ACCOUNT BALANCE 07-01-78	RECEIPTS	TRANSFERS INTO	TOTAL AVAILABLE	TOTAL EXPENDED	OUTSTANDING ORDERS 06-30-79	TRANSFERS OUT OF	
AGENCY:	110000								
	LAW ENFORCEMENT (continued)								
1232	Public Utilities Commission		179,008		179,008			179,008	
1243	Drivers Training		1,181,804		1,181,804			1,181,804	
1265	Sales Tax		313,757	1,357	315,115			315,115	
1270	Liquor Law Enforcement	10,644		334,331	344,975	313,854		23,057	8,064
2205	State Highway		21,154,111		21,154,111			21,154,111	
2245	State Brand Inspector	224,095	853,917		1,078,012	874,641	10,168	29,239	163,963
2248	Idaho Horse Racing	24,949	181,528		206,478	156,690	12,111	7,347	30,328
2264	Motor Vehicle Account	297,765	3,984,043	5,823,210	10,105,020	8,461,699	205,155	1,408,165	30,000
2266	Search and Rescue	260		8,553	8,814			68	8,745
2267	ASAP	179,471		645,159	824,631	598,500		180,000	46,131
2269	Medicaid Anti-Fraud	9,429	106,895		116,325	106,242		3,831	6,250
2306	55 MPH Compliance Pr		305,004		305,004	302,805			2,198
2307	Law Enforcement Training	2,019	91,355		93,374	84,405		1,149	7,820
3801	Unclaimed Animal Proc	16,173	9,051		25,224	265		6,833	18,125
3818	Abandon Property Trust		22		22			22	
3901	Horse Racing Suspense	2,825	550-		2,275	450			1,825
3903	Motor Carrier Suspense	157,363	266,061		423,424	230,163		500	192,760
3908	Financial Respons Sp	1,678	397-		1,280				1,280
3910	Liquor Law Enforcement Sp	71,634	11,365		83,000	750			82,250
3917	Narcotics Forfeiture	9,779	10,685		20,464	15,319			5,145
3920	Brand Suspense	14,861	188,072		202,933	188,191			14,741
3932	Motor Vehicle Suspense		11,604		11,604				11,604
3946	Medicaid Fraud Suspense		131		131				131
6401	Public School Endowment		268,547		268,547			268,547	
9316	Treasurer's Suspense	59,289	79,070-		19,780-			19,780-	
9319	Brand Recording		385,597	226,626	612,223			107,249	504,973
	AGENCY TOTAL	\$ 1,094,122	\$ 29,610,452	\$ 7,039,238	\$ 37,743,813	\$ 11,343,779	\$ 227,434	\$ 25,024,377	\$ 1,148,221
AGENCY:	120500								
	STATE BOARD EDUCATION								
1105	Cash Receipts		790		790	400		400	390
1244	Commodity Dist		400		400				
1275	SEPARS	23,854	245,268		269,122	204,602	6,422	1,421	56,675
1326	Post Sec. Ed. Comm.	12,659	35,368		48,027	44,366		3,646	14
1327	St. Stdnt Inc. Gr.	157	206,483		206,640	205,792	407		440
1384	St. Student Fin. Asst.	702	1,850		2,552	1,716	836		
1385	Title I Higher Ed.	10,685	129,434		140,120	117,823			22,297
1386	Higher Ed. Facilities Act	1,345	2,970		4,315	1,345			2,970
1387	Inst. Match Ssig.	493	9,757		10,250	9,953			297
1394	HEW Equipment Grant		295,161		295,161	295,161	33,938		33,938-
3921	Continued Ed. Suspense								
	AGENCY TOTAL	\$ 49,897	\$ 927,481		\$ 977,379	\$ 881,161	\$ 41,605	\$ 5,468	\$ 49,145

STATE OF IDAHO
STATEMENT OF ACCOUNT CHANGES
MISCELLANEOUS RESTRICTED REVENUE AND NON-OPERATING ACCOUNTS
AT JUNE 30, 1979

ACCOUNT NO.	ACCOUNT NAME	ACCOUNT ADDITIONS			ACCOUNT DEDUCTIONS			FREE ACCOUNT BALANCE 06-30-79
		ACCOUNT BALANCE 07-01-78	RECEIPTS	TRANSFERS INTO	TOTAL AVAILABLE	TOTAL EXPENDED	OUTSTANDING ORDERS 06-30-79	
AGENCY:	121000							
	EDUCATION DEPARTMENT							
1105	Cash Receipts	6,187	40,466	136	46,789	42,898	14	3,152
1240	Professional Practices Comm.	52,346	61,238		113,584	39,300	73	71,191
1243	Drivers Training	1,437,042	145	1,181,804	2,618,991	961,748	120	1,642,416
1244	Commodity Dist.	19,867	139,023	400	159,291	128,775		30,516
1265	Sales Tax		5		5			
1317	Indian Education	1,845	243,054		244,899	180,095		64,804
1318	Ele. Sec. Ed. Acct	116,536	12,831,322		12,947,859	12,782,551	6,626	73,908
1321	Veterans Approval	49,186	75,298		124,485	71,155	148	28,779
1322	Adult Basic Education	15,233	428,428		443,661	412,196	265	25,946
1323	Food Service	292,227	6,626,081		6,918,308	6,891,635	376	15,796
1325	Drivers Retraining	20,335	65,334		85,669	71,609	6,795	4,049
1329	Special Ed. - Teach. Trn.	19,901	171,399		191,300	176,512	65	1,863
1346	D & B Public Law 89-10		88,057		88,057	88,057		
3925	Dept. of Education Sp	986	1,506		2,492	1,271		1,221
	AGENCY TOTAL	\$ 2,031,697	\$ 20,771,361	\$ 1,182,340	\$ 23,985,399	\$ 21,847,806	\$ 14,484	\$ 1,974,645
AGENCY:	121500							
	PUBLIC SCHOOL SUPPORT							
7401	Public School Income	4,844,234		133,459,675	138,303,910	131,620,241		6,683,669
9320	School District Building			1,779	1,779		855	923
	AGENCY TOTAL	\$ 4,844,234		\$ 133,461,454	\$ 138,305,689	\$ 131,620,241	\$ 855	\$ 6,684,592
AGENCY:	122000							
	DEAF AND BLIND SCHOOL							
1105	Cash Receipts	9,920	33,364		43,284	17,971		25,312
1245	Deaf and Blind Track	3,894		5,655	9,549	3,894		5,655
1346	Deaf & Blind Public Law 89-10	42,373	234,750		277,123	236,979	2,211	37,704
7503	State School for D & B Income	8,147		25,364	33,511	23,682		9,829
	AGENCY TOTAL	\$ 64,335	\$ 268,114	\$ 31,020	\$ 363,469	\$ 282,528	\$ 2,211	\$ 78,501
AGENCY:	123000							
	VOCATIONAL EDUCATION							
1265	Sales Tax		1		1			
1324	Ed. Professional Dev.	8,549	62,806		71,356	71,356		
1330	Vocational Ed. Act-63	216,263	2,289,193		2,505,457	2,495,399	1,097,295	1,093,318
1331	C.E.T.A.	436	691	465,417	466,544	463,684		491
1341	Voc. Ed. Advisory Council	39,354	75,000		114,354	58,940		51,428
1342	St. Occup. Inf. Cor. Com.	1,320		37,500	38,820	37,691	756	559
	AGENCY TOTAL	\$ 265,925	\$ 2,427,692	\$ 502,917	\$ 3,196,534	\$ 3,127,072	\$ 1,098,051	\$ 1,041,958
AGENCY:	123500							
	EASTERN IDAHO VO-TECH SCHOOL							
2256	Idaho Falls Area Vo. Fund	4,203	1,261,521		1,265,725	1,257,598	72,489	68,818
	AGENCY TOTAL	\$ 4,203	\$ 1,261,521		\$ 1,265,725	\$ 1,257,598	\$ 72,489	\$ 68,818

STATE OF IDAHO
STATEMENT OF ACCOUNT CHANGES
MISCELLANEOUS RESTRICTED REVENUE AND NON-OPERATING ACCOUNTS
AT JUNE 30, 1979

ACCOUNT NO.	ACCOUNT NAME	ACCOUNT ADDITIONS			ACCOUNT DEDUCTIONS				FREE ACCOUNT BALANCE 06-30-79
		ACCOUNT BALANCE 07-01-78	RECEIPTS	TRANSFERS INTO	TOTAL AVAILABLE	TOTAL EXPENDED	OUTSTANDING ORDERS 06-30-79	TRANSFERS OUT OF	
AGENCY:	124010								
	COLLEGE SOUTHERN IDAHO								
1242	Junior College Account	9		1,871,500	1,871,509	1,871,500		9	
	AGENCY TOTAL	9		1,871,500	1,871,509	1,871,500		9	
AGENCY:	124020								
	NORTH IDAHO COLLEGE								
1242	Junior College Account			1,593,300	1,593,300	1,593,300			
	AGENCY TOTAL			1,593,300	1,593,300	1,593,300			
AGENCY:	125010								
	BOISE STATE UNIVERSITY								
1105	Cash Receipts	55,014	3,291,674	688	3,347,377	2,813,604	178,278	9,898	345,595
1931	BSU Payroll Sp.		2,222,850		2,222,850	2,222,850			
	AGENCY TOTAL	55,014	5,514,525	688	5,570,228	5,036,455	178,278	9,898	345,595
AGENCY:	125020								
	IDAHO STATE UNIVERSITY								
1105	Cash Receipts	38,257	4,438,502	224,000	4,700,759	4,638,697			62,062
7507	ISU University Income	32,696		203,147	235,844	226,400			9,444
7508	ISU University Teach. Trng.	36,033		471,779	507,813	486,000			21,813
	AGENCY TOTAL	106,988	4,438,502	898,927	5,444,417	5,351,097			93,320
AGENCY:	125030								
	UNIVERSITY OF IDAHO								
7511	University of Idaho Income	94,778		683,725	778,504	580,000			198,504
7512	Agric. College Income	35,832		378,369	414,202	354,000			60,202
7513	School of Science Income	36,422		1,004,453	1,040,875	982,000			58,875
	AGENCY TOTAL	167,033		2,066,548	2,233,581	1,916,000			317,581
AGENCY:	125050								
	LEWIS-CLARK COLLEGE								
1105	Cash Receipts		163,802		163,802	158,900			4,902
1241	Lewis-Clark School Voc Ed	5,059	1,099,475		1,104,534	1,104,002	51,475		50,943-
1347	Title VI - 6 & C	54			54				54
1932	Lewis & Clark Payroll Sp.		447,653		447,653	447,604			49
7505	Lewis-Clark Normal School In	2,955		471,779	474,735	456,955			17,779
	AGENCY TOTAL	8,069	1,710,931	471,779	2,190,780	2,167,462	51,475		28,157-
AGENCY:	126000								
	STATE LIBRARY								
1105	Cash Receipts	21	8,834		8,855	8,847			8
1339	Library Service Act	51,119	413,765		464,884	451,546	12,626	711	
	AGENCY TOTAL	51,140	422,599		473,740	460,394	12,626	711	8

STATE OF IDAHO
STATEMENT OF ACCOUNT CHANGES
MISCELLANEOUS RESTRICTED REVENUE AND NON-OPERATING ACCOUNTS
AT JUNE 30, 1979

ACCOUNT NO.	ACCOUNT NAME	ACCOUNT ADDITIONS			ACCOUNT DEDUCTIONS				FREE ACCOUNT BALANCE 06-30-79
		ACCOUNT BALANCE 07-01-78	RECEIPTS	TRANSFERS INFO	TOTAL AVAILABLE	TOTAL EXPENDED	OUTSTANDING ORDERS 06-30-79	TRANSFERS OUT OF	
AGENCY:	126500								
	HISTORICAL SOCIETY								
1265	Sales Tax		1,025		1,025			1,025	
1375	Historical Preservation	77,991	603,903		681,895	613,785	170,869	16,808	119,568-
9304	State Historical Society Acct	29,928	102,773	176,946	309,648	76,179	21,373	177,940	34,155
	AGENCY TOTAL	\$ 107,919	\$ 707,703	\$ 176,946	\$ 992,569	\$ 689,964	\$ 192,242	\$ 195,775	\$ 85,412-
AGENCY:	127000								
	VOCATIONAL REHABILITATION								
1105	Cash Receipts		338,861	33	338,894	286,969			51,924
1334	Vocational Rehabilitation	902,870	4,363,052		5,265,923	3,771,742	5,308	160,352	1,328,519
1388	Fed Third Party	9	5,000		5,009	4,999			10
1389	Vocational Rehabilitation Medicare	46,174	17,014		63,188	10,649			52,538
	AGENCY TOTAL	\$ 949,054	\$ 4,723,927	\$ 33	\$ 5,673,015	\$ 4,074,361	\$ 5,308	\$ 160,352	\$ 1,432,993
AGENCY:	127500								
	DISABILITY DETERMINATIONS								
1333	Federal Disability Determin	4,634	807,199		811,833	779,060	65,900	27,216	60,343-
	AGENCY TOTAL	\$ 4,634	\$ 807,199		\$ 811,833	\$ 779,060	\$ 65,900	\$ 27,216	\$ 60,343-
AGENCY:	134001								
	PUBLIC HEALTH DISTRICT I								
3820	Public Health Trust Account	167,800	1,012,738	272,997	1,453,536	1,190,429	2,676	13,516	246,913
	AGENCY TOTAL	\$ 167,800	\$ 1,012,738	\$ 272,997	\$ 1,453,536	\$ 1,190,429	\$ 2,676	\$ 13,516	\$ 246,913
AGENCY:	134002								
	PUBLIC HEALTH DISTRICT II								
1265	Sales Tax		2		2			2	
3820	Public Health Trust Acc	205,210	691,626	206,530	1,103,366	904,237		11,295	187,833
	AGENCY TOTAL	\$ 205,210	\$ 691,628	\$ 206,530	\$ 1,103,369	\$ 904,237		\$ 11,297	\$ 187,833
AGENCY:	134003								
	PUBLIC HEALTH DISTRICT III								
3820	Public Health Trust Acc	122,533	659,664	219,592	1,001,790	777,398	1,637	21,341	201,413
	AGENCY TOTAL	\$ 122,533	\$ 659,664	\$ 219,592	\$ 1,001,790	\$ 777,398	\$ 1,637	\$ 21,341	\$ 201,413
AGENCY:	134004								
	PUBLIC HEALTH DISTRICT IV								
3820	Public Health Trust Acc	189,262	1,735,876	456,617	2,381,756	2,199,386	1,854	30,724	149,790
	AGENCY TOTAL	\$ 189,262	\$ 1,735,876	\$ 456,617	\$ 2,381,756	\$ 2,199,386	\$ 1,854	\$ 30,724	\$ 149,790
AGENCY:	134005								
	PUBLIC HEALTH DISTRICT V								
3820	Public Health Trust Acc	204,272	706,672	275,184	1,186,128	802,867	5,560	10,325	367,374
	AGENCY TOTAL	\$ 204,272	\$ 706,672	\$ 275,184	\$ 1,186,128	\$ 802,867	\$ 5,560	\$ 10,325	\$ 367,374

STATE OF IDAHO
STATEMENT OF ACCOUNT CHANGES
MISCELLANEOUS RESTRICTED REVENUE AND NON-OPERATING ACCOUNTS
AT JUNE 30, 1979

ACCOUNT NO.	ACCOUNT NAME	ACCOUNT ADDITIONS			ACCOUNT DEDUCTIONS			FREE ACCOUNT BALANCE 06-30-78
		ACCOUNT BALANCE 07-01-78	RECEIPTS	TRANSFERS INTO	TOTAL AVAILABLE	TOTAL EXPENDED	OUTSTANDING ORDERS 06-30-78	
AGENCY:	134006							
	PUBLIC HEALTH DISTRICT VI							
3820	Public Health Trust Acc	197,344	1,351,973	369,628	1,918,946	1,703,348	718	199,488
	AGENCY TOTAL	197,344	1,351,973	369,628	1,918,946	1,703,348	718	199,488
AGENCY:	134007							
	PUBLIC HEALTH DISTRICT VII							
3820	Public Health Trust Acc	274,298	1,124,576	299,732	1,698,607	1,203,226	7,277	460,750
	AGENCY TOTAL	274,298	1,124,576	299,732	1,698,607	1,203,226	7,277	460,750
AGENCY:	136001							
	HEALTH AND WELFARE							
3105	Receipts to Appropriation		14,051,365		14,051,365			
3821	Co-op Welfare	2,161,107	76,785,683	71,653,031	150,599,822	141,826,581	2,557,389	1,369,968
3822	1970 Water Pollution Control	16,759,132	5,855	4,538,330	21,303,317	1,272,606		20,030,711
3823	Central Tumor Regis.	7,119		70,000	77,119	62,288	7,711	2,370-
3824	Alcoholism Treatment	432,447	1,971	1,248,617	1,683,036	1,167,215	46,077	226,108
3825	YSC All Faith Chapel		35,014		35,014			35,014
3909	Water Resources		26,625		26,625			
7504	State Youth Services Cntr. Inc.	26,335		203,147	229,483	191,019	14,923	22,562
7509	State Hospital South Income	86,327		377,862	464,189	381,987		82,202
7510	Idaho Veterans Home Income	134,319		126,900	261,220	114,493		146,726
7516	State Hospital North Income	2,068		203,147	205,216	174,978	1,855	28,141
9316	Treasurer's Suspense	931	576,550		577,482			
	AGENCY TOTAL	19,609,789	91,483,065	78,421,037	189,513,892	145,191,171	2,627,955	21,939,065
AGENCY:	140403							
	EMPLOYMENT DEPARTMENT							
1331	C.E.T.A.		465,417		465,417			
1342	St. Occup. Inf. Cor. Com.		37,500		37,500			
4301	Employment Sec. Ag. Adm.	225,636	39,313,588	949	39,540,174	39,221,222		237,452
4302	Employment Sec. - Adm. & Reimb.	101,930	83,063		184,993	20,750		163,714
9201	Employment Sec. - Clearing Act.	13,579	44,221,968	6,000	44,241,548	40,473		5,699
9202	Employment Sec. - Benefit Acct.	65,845	39,816,649		39,882,494			485
	AGENCY TOTAL	406,992	123,938,187	6,949	124,352,128	39,282,445		407,351
AGENCY:	152109							
	INDUSTRIAL COMMISSION							
1105	Cash Receipts	2,811	65,790		68,602	65,790		2,811
1265	Sales Tax		69		69			
9302	Industrial Adm.	34,139	1,406,446	3,787,269	5,227,855	1,178,925	45,413	22,524-
9303	Industrial Special Indemnity	14,314	263,234		277,548			
	AGENCY TOTAL	51,265	1,735,541	3,787,269	5,574,076	1,244,716	45,413	19,713-

STATE OF IDAHO
STATEMENT OF ACCOUNT CHANGES
MISCELLANEOUS RESTRICTED REVENUE AND NON-OPERATING ACCOUNTS
AT JUNE 30, 1979

ACCOUNT NO.	ACCOUNT NAME	ACCOUNT ADDITIONS			ACCOUNT DEDUCTIONS			FREE ACCOUNT BALANCE 06-30-79
		ACCOUNT BALANCE 07-01-78	RECEIPTS	TRANSFERS INTO	TOTAL AVAIL ABLE	TOTAL EXPENDED	OUTSTANDING ORDERS 06-30-79	
AGENCY:	163101							
	FISH AND GAME COMMISSION							
1265	Sales Tax		1,106		1,106		1,106	
2104	Interaccount			211	211			211
2206	Fish and Game Account	1,654,025	11,007,355	13,516	12,674,897	9,871,707	832,334	1,661,559
3904	Fish and Game Suspense	142	17,082		17,224	16,834		390
9316	Treasurer's Suspense	8,554	13,807		22,362			22,362
	AGENCY TOTAL	\$ 1,662,722	\$ 11,039,351	\$ 13,727	\$ 12,715,801	\$ 9,888,542	\$ 832,334	\$ 1,684,523
AGENCY:	173005							
	PARKS AND RECREATION DEPARTMENT							
1247	Rec. Cap. Improvement Acct.	542,859	1,327	549,026	1,093,213	233,945	94,710	541,693
1249	Parks and Recreation	68,886	248,371		317,257	177,566	18,000	111,755
1250	Waterways Improvement	151,721		489,889	641,611	276,378		75,901
1251	Lucky Peak Concession	8,359	4,790		13,149		12,000	1,074
1252	Park Donation	39,345	8,025		47,371		2,106	42,371
1253	Lava Hot Springs	98,070	377,942		476,012	321,383		149,838
1258	Harriman State Park	116,114	112,253		228,367	14,572		213,795
1260	Offroad Motor Vehicle	533,762		489,889	1,023,651	255,793	355,278	138,965
1262	Motorbike Recreation	19,578		2,857	22,435	652		21,782
1265	Sales Tax		9,910		9,910			9,910
1355	Parks Federal Account	302,554	300,676		603,231	294,996	504,192	202,208
1370	Coast Guard Boat Safety	76,505	101,243		177,748	125,213		40,762
1390	Federal Pass Thru Account	120,086	1,582,922		1,703,009	1,568,457		134,551
1391	Federal Surcharge Account	114,340	202,977	11,772	329,090	241,929	2,500	84,661
9316	Treasurer's Suspense	3,770	6,173		9,943			9,943
9321	Harriman State Park		4,020	216,786	220,806		167,973	52,833
	AGENCY TOTAL	\$ 2,195,955	\$ 2,960,633	\$ 1,760,221	\$ 6,916,810	\$ 3,510,888	\$ 1,156,760	\$ 1,203,928
AGENCY:	180000							
	LANDS DEPARTMENT							
1105	Cash Receipts	67,572	23,463	23,856	114,892	5,509	6,040	103,341
1245	Deaf and Blind Track		5,655		5,655		5,655	
1248	Scaling Practices	102,869	63,430		166,299	77,250	2,654	86,395
1254	Forest Range Project	7,396	3,225		10,621	7,427		3,194
1255	Lands Commissioners Scale	159,450	341,508		500,959	269,047	1,708	230,202
1256	Forest Management	576,303	841,041	102,632	1,519,977	740,797	92,250	676,165
1259	Land Comm. Revolving	16,950	10,397		27,347			26,505
1277	U.S. Clarke McNary	656,947	379,905	478,561	1,515,414	888,704	53,848	553,910
1281	Soil Erosion Control	412,747	206,325		619,072	150,689	8,609	459,773
1282	Insect Disease Control	260,196	192,705	2	452,904	50,358	305,041	97,504
1283	Site Restoration	884,648	123,274	144,638	1,152,560	40,737		227,175
1284	Clearwater Potl. TPA	629,797	824,502		1,454,299	977,398	884,648	476,900
1285	South Idaho TPA	75,118	102,399		177,517	70,967		106,550
1286	10% Grazing Lease	205,876	120,741		326,617	37,428	11,208	277,980
1287	10% Recreation Lease	92,328	23,511	3,428	119,268	2,480	4,988	111,799
1288	10% Timber	2,548,445	1,776,536	140	4,325,122	854,288	418,569	3,046,529
1351	National Science Account	215		215	431		431	

STATE OF IDAHO
STATEMENT OF ACCOUNT CHANGES
MISCELLANEOUS RESTRICTED REVENUE AND NON-OPERATING ACCOUNTS
AT JUNE 30, 1979

ACCOUNT NO.	ACCOUNT NAME	ACCOUNT ADDITIONS			ACCOUNT DEDUCTIONS			FREE ACCOUNT BALANCE 06-30-79
		ACCOUNT BALANCE 07-01-78	RECEIPTS	TRANSFERS INTO	TOTAL AVAILABLE	TOTAL EXPENDED	OUTSTANDING ORDERS 06-30-79	
AGENCY:	180000							
	LANDS DEPARTMENT (continued)							
1352	Pacific N.W. Reg. Comm.	59,033	101,635		160,668	47,779	2,823	110,065
1376	State & Local FscI. Assis. Ac.	2,425			2,425	2,425		
1378	Lands Federal Account	469,728	627,684	431	1,097,843	524,587	330,159	226,946
2205	State Highway		567		567		567	
2206	Fish and Game Account		13,505		13,505		13,505	
2253	Oil & Gas Conservation Comm.	3,974	400		4,374			4,374
3804	Forest Product Trust	17,161		568,708	585,870	227,509	345,000	13,360
3906	Land Commr. Suspense	454,301	798,129		1,252,431	890,845		361,585
3914	Foresters Emergency Fire Sp.	1,921			1,921			1,921
3943	Slash Holdback Account	144,638	604,235	884,648	1,633,522	380,579	247,271	1,005,671
6401	Public School Endowment		10,441,854		10,441,854		10,441,854	
6501	Charitable Institutions		321,432		321,432		321,432	
6502	Normal School		513,763		513,763		513,763	
6503	Penitentiary		471,769		471,769		471,769	
6504	School of Science		1,113,542		1,113,542		1,113,542	
6505	State Hospital South		220,994		220,994		220,994	
6601	Agricultural College		147,314		147,314		147,314	
6701	University of Idaho		2,034,052		2,034,052		2,034,052	
7401	Public School Income		3,948,648		3,948,648		3,948,648	
7501	Penitentiary Income		20,461		20,461		20,461	
7509	State Hospital South Income		133,355		133,355		133,355	
7511	University of Idaho Income		142,735		142,735		142,735	
7512	Agriculture College Income		83,161		83,161		83,161	
7513	School of Science Income		79,510		79,510		79,510	
7514	Normal School Income		128,859		128,859		128,859	
7515	Charitable Institutions Income		101,478		101,478		101,478	
9308	State Insurance		240		240		240	
9310	Public Building		122,221		122,221		122,221	
	AGENCY TOTAL	\$ 7,850,048	\$ 27,210,176	\$ 2,207,264	\$ 37,267,489	\$ 6,246,813	\$ 1,230,717	\$ 8,207,855
AGENCY:	193002							
	WATER RESOURCES							
1238	Water Administration	116,758	99,372		216,130	143,367	35,412	37,350
1239	Watermaster Services	5,166	89,601		94,767	75,401	11,674	7,691
1312	Water Resource Plan		62,160		62,160	46,620		15,540
1313	PNRC Landstat. Tech. A		32,423		32,423	25,702	4,239	2,481
1332	Corp of Engineer	24,862	34,843		59,706	58,329	1,371	5
1335	Geo. Research Dev.	19,738	256,377		276,115	216,796	3,012	56,306
1336	Waste Well Water	5,047			5,047			5,047
1337	Water Right Inf. Sys.	21,312	45,101		66,413	41,410	20,617	4,385
1338	State River Basin		50,000		50,000	42,500		7,500
1343	Dam Safety Program	5,625	154,215		159,840	145,602	5,788	8,450
1344	Priest Lake Outlet	3,649	403,907		407,557	385,302	2,090	20,163
1345	Federal Land Dev. On Sr		10,000		10,000			
1381	Idaho Drought Comm.	18,465			18,465	13,451		5,013

STATE OF IDAHO
STATEMENT OF ACCOUNT CHANGES
MISCELLANEOUS RESTRICTED REVENUE AND NON-OPERATING ACCOUNTS
AT JUNE 30, 1979

ACCOUNT NO.	ACCOUNT NAME	ACCOUNT ADDITIONS			ACCOUNT DEDUCTIONS				FREE ACCOUNT BALANCE 06-30-79
		ACCOUNT BALANCE 07-01-78	RECEIPTS	TRANSFERS INTO	TOTAL AVAILABLE	TOTAL EXPENDED	OUTSTANDING ORDERS 06-30-79	TRANSFERS OUT OF	
AGENCY:	193002								
	WATER RESOURCES (continued)								
	Drought Emergency	188,702			188,702	188,468		234	75,440
1383	Carey Act Trust	72,190	3,250		75,440				170,979
3802	Water Resource Revolving	344,590	40,496		385,086	214,107			56,248
3803	Water Resources	71,237	32,205	29,875	133,317	77,069			655,000
3909	Water Management Account			1,000,000	1,000,000	345,000			
3945	AGENCY TOTAL	\$ 897,344	\$ 1,313,952	\$ 1,029,875	\$ 3,241,172	\$ 2,029,130		\$ 84,440	\$ 1,127,602
AGENCY:	200000								
	IDAHO TRANSPORTATION DEPARTMENT								
1105	Cash Receipts		23,681		23,681			23,681	
1247	Rec. Cap. Improvement Account		13,363		13,363			13,363	
1265	Sales Tax		3,012		3,012			3,012	
2104	Interaccount	206,146		751,253	957,400	856,635	877	598	99,288
2205	State Highway	14,934,304	45,965,074	73,768,841	134,668,221	100,300,534	5,924,398	19,742,224	8,701,064
2221	Aeronautics	1,269,089	397,001	839,314	2,505,405	876,151	560,017	45,543	1,023,692
2235	Special Airport	24,041			24,041				24,041
2264	Motor Vehicle Account		17,050		17,050			17,050	
2267	ASAP	33,571		23,800	57,371	15,053	669		41,648
2308	Idaho Traffic Comm.	13,538	1,264,345	28,600	1,306,484	1,263,674	78,148	6,617	41,955-
2398	Alcohol Safety Act	5,177			5,177				5,177
3905	Highways Suspense	4,721,602		27,473,999	32,195,602	26,958,078			5,237,523
3909	Water Resources		3,250		3,250			3,250	
3922	Local Government Suspense	419,534	140,683		560,217	121,134			439,082
	AGENCY TOTAL	\$ 21,627,007	\$ 47,827,463	\$ 102,885,808	\$ 172,340,279	\$ 130,391,261	\$ 6,564,111	\$ 19,855,340	\$ 15,529,565
AGENCY:	210102								
	IDAHO ELECTRICAL CONSUMERS								
1395	Idaho Electrical Consumers	7,259	170,110		177,369	158,917		11,192	7,259
	AGENCY TOTAL	\$ 7,259	\$ 170,110		\$ 177,369	\$ 158,917		\$ 11,192	\$ 7,259
AGENCY:	220303								
	ATTORNEY GENERAL								
1104	Interagency Credits	64,648		658,098	722,747	666,301		74	56,371
1105	Cash Receipts	1,480	1,480-						
3939	Attorney General Suspense	3,172	4,205		7,377	4,375			3,001
9316	Treasurer's Suspense	10,849			10,849				10,849
	AGENCY TOTAL	\$ 80,150	\$ 2,724	\$ 658,098	\$ 740,973	\$ 670,677		\$ 74	\$ 70,222
AGENCY:	230305								
	STATE TREASURER								
1105	Cash Receipts	320	224,180		224,501			224,000	501
3819	National Forest Reserve		11,807,164		11,807,164	11,807,164			
3820	Public Health Trust Account		10,000		10,000			10,000	
3821	Co-op Welfare		8,000,000		8,000,000			8,000,000	
3916	County Fish & Game Suspense	15,965		46,344	62,309	41,650			20,659

STATE OF IDAHO
STATEMENT OF ACCOUNT CHANGES
MISCELLANEOUS RESTRICTED REVENUE AND NON-OPERATING ACCOUNTS
AT JUNE 30, 1979

ACCOUNT NO.	ACCOUNT NAME	ACCOUNT ADDITIONS			ACCOUNT DEDUCTIONS				FREE ACCOUNT BALANCE 06-30-79
		ACCOUNT BALANCE 07-01-78	RECEIPTS	TRANSFERS INTO	TOTAL AVAILABLE	TOTAL EXPENDED	OUTSTANDING ORDERS 06-30-79	TRANSFERS OUT OF	
		\$	\$	\$	\$	\$	\$	\$	\$
AGENCY:	230305								
	STATE TREASURER (continued)								
6401	Public School Endowment		239,072,628	10,717,235	249,789,864	249,784,022		9,936,137	5,841
7401	Public School Income		9,936,137		9,936,137				
8101	Water Pollution Cntl. Bnd. S.F.		170,399	100,347	270,747	254,803			15,943
8201	Water Pollution Control Bnd.		20,176		20,176	20,061		114	
8801	Revenue Sharing	263	27,563,359		27,563,623	27,207,011			356,612
8802	Anti-Recess Fiscal Ast.		1,119,935	1,000,996	2,120,931	1,000,996		1,119,935	
9101	Tax Anticipation Note Redempt			12,000,000	12,000,000			12,000,000	
9102	Permanent Building Tax Amt. No.			910,000	910,000			\$10,000	
9201	Employment Security - Clearing Act			44,189,375	44,189,375	44,189,375			
9202	Employment Security - Benefit Acct			39,882,009	39,882,009				
9302	Industrial Adm.		3,787,265	3,965,000	7,752,265	3,965,000		3,787,265	
9303	Industrial Special Indemnity		2,337,759	2,245,025	4,582,784	2,245,025		2,337,759	
9304	State Historical Society Acct.		176,946	172,000	348,946	172,000		176,946	
9306	Public Employees Retirement		191,730	209,483	401,214	209,483		191,730	
9307	Liquor Control		4,249,236	5,500,000	9,749,236	5,500,000		4,249,236	
9308	State Insurance		84,678		84,678			84,678	
9309	Firemen's Retirement		9,375,697	9,973,168	19,348,865	9,973,168		9,375,697	
9310	Public Building	401,070		122,221	523,291				523,291
9311	Retained Risk Account		4,956,294	4,680,000	9,636,294	4,680,000		4,956,294	
9314	Supplemental Retirement		578,126	489,870	1,067,996	489,870		578,126	
9315	Group Insurance Account		35,662,116	36,410,655	72,072,772	36,410,655		35,662,116	
9316	Treasurer's Suspense	455,679	38,064	557,701	1,051,445	1,051,424			20
9317	Public School Income Suspense		12,254,434		12,254,434	12,250,828			3,605
9318	General Account Int. Suspense		67,907		67,907	67,907			
9319	Brand Recording		226,626	107,249	333,875	107,249		226,626	
9320	School District Building		1,779	855	2,634	855		1,779	
9321	Harriman State Park		2,990		2,990			2,990	
	AGENCY TOTAL	\$ 873,299	\$ 371,915,637	\$ 173,279,539	\$ 546,068,476	\$ 451,310,563		\$ 93,831,435	\$ 926,477
AGENCY:	240306								
	STATE AUDITOR								
1104	Interagency Credits	487,458		1,361,525	1,848,984	1,605,768	690	8,079	234,446
1105	Cash Receipts	43,980	5,232		49,213				49,213
2208	Election Campaign	46,286		104,147	150,433	108,541			41,892
3934	Payroll Trust	586,603	23,088,568		23,675,171	15,938,008		7,701,417	35,745
7514	Normal School Income			943,559	943,559			943,559	
7515	Charitable Institutions Income			761,708	761,708			761,708	
	AGENCY TOTAL	\$ 1,164,328	\$ 23,093,800	\$ 3,170,940	\$ 27,429,070	\$ 17,652,317	\$ 690	\$ 9,414,764	\$ 361,297
AGENCY:	240311								
	ADMIN. SOCIAL SECURITY TRUST								
3807	Social Security Trust	2,019,973	43,130,995	19,501,078	64,652,047	62,662,114		2,793	1,987,110
	AGENCY TOTAL	\$ 2,019,973	\$ 43,130,995	\$ 19,501,078	\$ 64,652,047	\$ 62,662,144		\$ 2,793	\$ 1,987,110

STATE OF IDAHO
STATEMENT OF ACCOUNT CHANGES
MISCELLANEOUS RESTRICTED REVENUE AND NON-OPERATING ACCOUNTS
AT JUNE 30, 1979

		ACCOUNT ADDITIONS			ACCOUNT DEDUCTIONS			FREE ACCOUNT	
ACCOUNT NO.	ACCOUNT NAME	ACCOUNT BALANCE 07-01-78	RECEIPTS	TRANSFERS INTO	TOTAL AVAILABLE	TOTAL EXPENDED	OUTSTANDING ORDERS 06-30-79	TRANSFERS OUT OF	BALANCE 06-30-79
		\$	\$	\$	\$	\$	\$	\$	\$
AGENCY:	250304								
	SECRETARY OF STATE								
1105	Cash Receipts	9,618	33,793		43,412	8,272		6,498	28,640
3929	Secretary of State Suspense	45,593	43,968		89,561	27,803			61,758
	AGENCY TOTAL	\$ 55,211	\$ 77,761		\$ 132,973	\$ 36,075		\$ 6,498	\$ 90,399
AGENCY:	258003								
	ARTS AND HUMANITIES								
1105	Cash Receipts	1,223	21,011		22,234	13,155		600	8,479
1369	Idaho Comm. Arts & Humanities	39,915	358,643		398,558	371,079		6,907	20,572
	AGENCY TOTAL	\$ 41,138	\$ 379,654		\$ 420,793	\$ 384,234		\$ 7,508	\$ 29,051
AGENCY:	258012								
	IDAHO CODE COMMISSION								
2270	Idaho Code	108,231		149,567	257,798	187,652	51,500	503	18,143
	AGENCY TOTAL	\$ 108,231		\$ 149,567	\$ 257,798	\$ 187,652	\$ 51,500	\$ 503	\$ 18,143
AGENCY:	512003								
	PUBLIC UTILITIES COMMISSION								
1232	Public Utilities Commission	1,321,440	1,367,340	193,399	2,882,179	1,133,911	44,934	181,705	1,521,628
1265	Sales Tax		40		40			40	
3907	PUC Commission Suspense	1,108	14,594		15,703	15,518			185
	AGENCY TOTAL	\$ 1,322,548	\$ 1,381,975	\$ 193,399	\$ 2,897,923	\$ 1,149,429	\$ 44,934	\$ 181,746	\$ 1,521,813
AGENCY:	710102								
	SENATE								
1102	Senate	133,248	1,358	560,000	694,606	521,778		80,646	92,181
1104	Interagency Credits			5,027	5,027				5,027
	AGENCY TOTAL	\$ 133,248	\$ 1,358	\$ 565,027	\$ 699,633	\$ 521,778		\$ 80,646	\$ 97,208
AGENCY:	720102								
	HOUSE								
1103	House	93,727	581	936,772	1,031,081	888,971		49,611	92,498
1104	Interagency Credits	46,997		14,630	61,627			47,287	14,340
1105	Cash Receipts	515		515	1,030			1,030	
	AGENCY TOTAL	\$ 141,240	\$ 581	\$ 951,917	\$ 1,093,739	\$ 888,971		\$ 97,930	\$ 106,838
AGENCY:	730000								
	LEGISLATIVE COUNCIL								
2205	State Highway			5,600	5,600	1,213		4,386	
	AGENCY TOTAL			\$ 5,600	\$ 5,600	\$ 1,213		\$ 4,386	
AGENCY:	740000								
	JOINT FINANCE APP. CM.								
1104	Interagency Credits	305,807		229,033	534,841	206,532		267	328,041
1105	Cash Receipts	43,201	75,534		118,735	60,391	1,496	3,958	52,889
	AGENCY TOTAL	\$ 349,009	\$ 75,534	\$ 229,033	\$ 653,576	\$ 266,924	\$ 1,496	\$ 4,225	\$ 380,930

STATE OF IDAHO
STATEMENT OF ACCOUNT CHANGES
MISCELLANEOUS RESTRICTED REVENUE AND NON-OPERATING ACCOUNTS
AT JUNE 30, 1979

		ACCOUNT ADDITIONS			ACCOUNT DEDUCTIONS				FREE ACCOUNT
ACCOUNT NO.	ACCOUNT NAME	ACCOUNT BALANCE 07-01-78	RECEIPTS	TRANSFERS INTO	TOTAL AVAILABLE	TOTAL EXPENDED	OUTSTANDING ORDERS 06-30-79	TRANSFERS OUT OF	BALANCE 06-30-79
		\$	\$	\$	\$	\$	\$	\$	\$
AGENCY:	810000								
	JUDICIAL BRANCH								
1104	Interagency Credits	958			958				958
1105	Cash Receipts	14,390	13,436		27,827	19,755		224	7,847
1367	Mag. Div. of D.C. LEP	8,451	4,424		12,875	12,138		172	564
9301	Judges Retirement	22,950	164,464	261,561	448,975	415,911			33,064
	AGENCY TOTAL	\$ 46,751	\$ 182,325	\$ 261,561	\$ 490,637	\$ 447,805		\$ 396	\$ 42,435
	GRAND TOTAL	\$ 104,836,700	\$ 1,285,275,982	\$ 624,479,799	\$ 2,014,592,483	\$ 1,342,881,343	\$ 22,572,173	\$ 557,879,221	\$ 91,259,745

STATE OF IDAHO
SUMMARY STATEMENT OF REVENUE AND EXPENDITURES - ALL ACCOUNTS FOR THE PERIOD JUNE 30, 1979

	GENERAL ACCOUNT	PERMANENT BUILDING ACCOUNT	WATER POLLUTION ACCOUNT	PUBLIC HEALTH TRUST ACCOUNT	COOPERATIVE WELFARE ACCOUNT	HIGHWAY ACCOUNT	FISH & GAME ACCOUNT	LIQUOR ACCOUNT	INSURANCE ACCOUNT	RESTRICTED & NON-OPERATING ACCOUNTS	TOTAL COMBINED ACCOUNTS
REVENUE	\$	\$	\$	\$	\$	\$	\$	\$	\$	\$	\$
RECEIPTS											
Ad Valorem Tax	206,482,432.30	3,092,592.03	1,683,466.76			47,579,529.19	18.15-			165,507.21	165,507.21
Other Taxes	2,267,059.94			108,483.61		27,058,005.99	7,105,053.50	1,241.00		198,634,521.90	457,472,524.03
Licenses and Permits	1,765,458.69			2,390,100.75		633,064.69		14,243.03		10,997,128.88	47,536,972.92
Services and Fees	7,291,140.81		3,787.87			132,413.62		249,236.11	12,627,091.21	23,012,459.07	40,442,417.44
Interest and Penalties	231,329.56	34,797.50		1,804.00		63,848.08	48,444.74		2,840,762.99	15,390,725.54	25,908,066.94
Rentals	507,542.67					820,105.60			10,998.00	2,769,434.23	3,160,656.11
Fines and Forfeitures	28,976.54			481.69		63,248.76	77,770.65	38,595,509.78		32,647.49	1,360,295.76
Miscellaneous Sales	6.44	3,412,231.26		4,629,128.46	83,931,106.76	45,096,351.88	3,579,607.07	57.31		458,193.55	39,224,180.97
Matched Funds and Contr.										187,173,476.21	327,821,965.39
NON-REVENUE RECEIPTS	20,856.06			603.50		287,538.89	173,755.49	4,000,983.87	1,792,420.19	353,575,423.92	359,851,581.92
Sale of Capital Assets									201,143.48		201,143.48
Sale of Bonds						35.00					35.00
Sale of Tax Anticip. Notes						31,583.98	4,155.82			3,617.95	44,410.63
Fire Ins. Loss Settlements		541.00		4,511.88		19,781.76				196,099,858.61	194,440,204.39
All Other Ins. Adjustments		132.43	5,855.00	154,407.21	854,576.96	2,707,982.92-	19,781.76			6,025,995.47	6,382,145.94
Suspense	13,575.34			3,606.90			12,309.41	16,002.33			
Refunds	127,746.87	4,422.10							192,062.86		
TOTAL RECEIPTS	<u>\$218,736,125.22</u>	<u>\$ 6,544,716.32</u>	<u>\$ 1,693,109.63</u>	<u>\$ 7,293,128.00</u>	<u>\$ 84,785,683.72</u>	<u>\$119,057,742.76</u>	<u>\$ 11,020,860.29</u>	<u>\$ 42,877,273.43</u>	<u>\$ 17,664,478.73</u>	<u>\$ 994,338,990.03</u>	<u>\$1,504,012,108.13</u>
EXPENDITURES											
Personnel Costs	84,850,640.80	274,928.97		6,696,121.20	44,170,458.49	26,659,074.12	5,817,764.77	2,900,664.99	732,412.58	59,557,373.08	231,659,439.00
Operating Expenditures	19,775,157.15	37,520.98		1,682,992.87	16,182,838.23	15,450,184.40	2,293,241.44	22,499,091.97	2,354,880.17	72,380,364.78	152,656,271.99
Capital Outlay	5,494,125.71	8,564,210.46		284,212.34	1,527,064.76	58,043,754.23	1,760,701.56	60,151.34	10,851.54	5,284,761.05	81,029,832.99
Trustee and Benefit Payments	11,463,944.89			117,568.05	79,672,060.25					39,748,492.61	131,002,065.80
Non-Operating Expenditures								5,500,000.00		433,488,825.20	438,988,825.20
Payment as Agent	21,502,778.03		1,272,606.00		274,160.15	148,735.00		5,473,476.22	13,650,159.30	408,309,640.37	450,631,555.07
TOTAL EXPENDITURES	<u>\$143,086,646.58</u>	<u>\$ 8,876,660.41</u>	<u>\$ 1,272,606.00</u>	<u>\$ 8,780,894.46</u>	<u>\$141,826,581.88</u>	<u>\$100,301,747.75</u>	<u>\$ 9,871,707.77</u>	<u>\$ 36,433,384.52</u>	<u>\$ 16,748,303.59</u>	<u>\$1,018,769,457.09</u>	<u>\$1,485,967,990.05</u>
ADJUSTMENT OF TRANSFER OF FUNDS											
Transfers To	119,775,489.41	3,455,559.33	2,851,075.41	2,090,280.74	63,653,031.60	681,773.70	11.00		30,398.97	185,877,605.04	378,415,525.20
Transfers From	185,498,170.14	967,380.34		23,146.00	2,328,584.00	19,366,640.67	33,413.37	6,662,025.99	33,545.03	165,385,268.73	380,298,174.27
INTER-ACCOUNT RECEIPTS										9,101,114.55	9,101,114.55
INTER-ACCOUNT EXPENDITURES	2,760,546.81	69,868.76		106,801.48	2,517,299.01	379,970.10	275,881.91	107,367.75	11,444.99	2,871,933.74	9,101,114.55

SCHEDULE "C-1"

STATE OF IDAHO
ANALYSIS OF ACCOUNT CHANGES - STATE LIQUOR ACCOUNT
JUNE 30, 1979

EXPENDITURES	TOTAL	PERSONAL SERVICES	OPERATING EXPENSE	CAPITAL OUTLAY	LIQUOR PURCHASES	REFUNDS	PAYMENT AS AGENT	PRIOR YEAR CANCELLED WARRANTS
General Administration	4,025,310.76	2,900,664.99	1,064,494.43	60,151.34				
Liquor Purchases	21,541,965.29				21,541,965.29			
Distribution of Surplus	5,473,476.22						5,473,476.22	(7.64)
Investments	5,500,000.00						5,500,000.00	
TOTALS	<u>\$36,540,752.27</u>	<u>\$2,900,664.99</u>	<u>\$1,064,494.43</u>	<u>\$ 60,151.34</u>	<u>\$21,541,965.29</u>		<u>\$10,973,476.22</u>	

STATE OF IDAHO
ANALYSIS OF ACCOUNT CHANGES - STATE LIQUOR ACCOUNT - TWELVE MONTHS PERIOD
JUNE 30, 1979

	07-01-79 BALANCE	APPROP. 07-01-78 TO 06-30-79	OUTSTANDING ORDERS 07-01-78	TRANSFERS AND RECEIPTS	TOTAL EXPENDITURES	OUTSTANDING ORDERS 06-30-79	TRANSFERS TO OTHER FUNDS	APPROP. BALANCE 06-30-79	FREE FUND BALANCE 06-30-79
Prior Year Warrant Cancellation									
General Administration		4,221,600.00	25,653.78		4,025,310.76	1,247.60		220,600.14	
TOTALS		<u>\$4,221,600.00</u>	<u>25,653.78</u>		4,025,310.76	<u>1,247.60</u>		<u>\$ 220,600.14</u>	
Prior Year Cancelled Warrants					(7.64)				
Liquor Purchases					21,541,965.29				
Receipts				42,877,273.43					
Cancelled Sight Drafts									
Investments					5,500,000.00				
Distribution to:									
Counties					3,711,565.22				
Cities					1,531,447.19				
Junior College					230,471.45				
Public School							440,730.26		
Health and Welfare							650,000.00		
General Account							3,344,887.35		
Liquor Law Enforcement							334,331.60		
Law Enforcement Planning							120,000.00		
Alcohol Safety Action Program							23,800.00		
Alcohol Treatment Center							1,068,617.51		
General Account Assessment							34,500.00		
Law Enforcement ASAP							645,159.27		
ACCOUNT BALANCE JUNE 30, 1979	<u>\$ 688,802.92</u>		<u>\$ 25,653.78</u>	<u>\$42,877,273.43</u>	<u>\$36,540,752.27</u>	<u>\$ 1,247.60</u>	<u>\$ 6,662,025.99</u>		<u>\$ 387,704.27</u>

STATE OF IDAHO
ANALYSIS OF CHANGES - STATE INSURANCE ACCOUNT
JUNE 30, 1979

EXPENDITURES	TOTALS	PERSONAL SERVICES	OPERATING EXPENSE	CAPITAL OUTLAY	PAYMENT AS AGENT	INVESTMENTS	PRIOR YEAR WARRANT CANCELLED
General Administration	\$ 950,768.42	\$ 732,412.58	\$ 207,504.30	\$ 10,851.54	\$ 6,291,156.32		\$ (20.50)
Losses and Compensation	6,291,156.32						
Investment Expense	17,968.44		17,968.44				
Re-Investment and Refunds	2,299,855.40		2,140,852.42		159,002.98		
Purchase of Investments	7,200,000.00					7,200,000.00	
TOTALS	<u>\$16,759,748.58</u>	<u>\$732,412.58</u>	<u>\$2,366,325.16</u>	<u>\$ 10,851.54</u>	<u>\$ 6,450,159.30</u>	<u>\$7,200,000.00</u>	

STATE OF IDAHO
ANALYSIS OF ACCOUNT CHANGES - STATE INSURANCE ACCOUNT
JUNE 30, 1979

	BALANCE	APPROP. 07-01-78 TO 06-30-78	OUTSTANDING ORDERS 07-01-78	RECEIPTS AND TRANSFERS	TOTAL EXPENDITURES	OUTSTANDING ORDERS 06-30-79	TRANSFER TO OTHER FUNDS	UNENCUMBERED APPROP. BALANCE 06-30-79	FREE ACCOUNT BALANCE 06-30-79
APPROPRIATED:									
Prior Year Warrant Cancellation					(20.50)			20.50	
General Administration		991,900.00	31,048.30		950,788.92	42,697.38		29,462.00	
TOTALS		<u>\$991,900.00</u>	<u>31,048.30</u>		<u>950,768.42</u>	<u>42,697.38</u>		<u>\$ 29,482.50</u>	
NON-APPROPRIATED:									
Losses and Compensation					6,291,156.32				
Re-Insurance and Refunds					2,299,855.40				
Purchase of Investments					7,200,000.00				
Investment Expense					17,968.44				
Receipts				17,664,478.73					
Transfers				30,398.97					
ACCOUNT BALANCE JUNE 30, 1979	<u>\$ 225,911.40</u>		<u>\$ 31,048.30</u>	<u>\$17,694,877.70</u>	<u>\$16,759,748.58</u>	<u>\$ 42,697.38</u>	<u>\$ 33,545.03</u>		<u>\$1,115,846.41</u>

STATE OF IDAHO
STATEMENT OF REVENUE AND COLLECTIONS - ALL ACCOUNTS FOR THE PERIOD ENDING JUNE 30, 1979

ACCOUNT NO.	ACCOUNT NAME	TAXES	FINES AND FORFEITURES	LICENSES AND PERMITS	INTEREST AND PENALTIES	FEES AND SALES OF SERVICES	MISCELLANEOUS REVENUES	SALE OF GOODS	TOTAL REVENUE RECEIPTS	INTER GOVERNMENT RECEIPTS	TOTAL NON REVENUE RECEIPTS	TOTAL RECEIPTS
AGENCY:	008011											
	COUNTY RECEIPTS											
1101	General Account		505,622			1,110,080			1,615,702			1,615,702
1232	Public Utilities Commission					14,391			14,391			14,391
1262	Motorbike Recreation					2,857			2,857			2,857
1277	U.S. Clarke McNary				3,544				3,544			3,544
2205	State Highway		820,105	10,828,240		396,791			12,045,137			12,045,137
2264	Motor Vehicle Account			5,505,948		273,465			5,779,413			5,779,413
2266	Search and Rescue		3,257	5,295					8,553			8,553
2270	Idaho Code					149,567			149,567			149,567
3804	Forest Product Trust										568,708	568,708
3916	County Fish & Game Suspense										46,344	46,344
8101	Water Pollution Control Bnd S.F.	100,347							100,347			100,347
9301	Judges Retirement										261,561	261,561
AGENCY:	010200											
	BUDGET POLICY PLANNING DIV											
1101	General Account										3,312	3,312
1305	Urban Planning Project					1,200			2,264,648	2,263,448	9,093	2,273,741
1306	State Planning Comm & Dev								410,000	410,000	1,904	411,904
1352	Pacific N.W. Reg. Comm								34,442	34,442		34,442
1360	Planning Commission								2,668,531	2,668,531	147,009	2,815,540
1371	Idaho Criminal Justice Info. Sys.					35,100			71,105	36,005	786-	70,318
1372	Senior Service Account								30,000	30,000		30,000
1376	State & Local Fiscal Assis. Ac										250,000	250,000
8802	Anti-Recess Fiscal Ast								131,791	131,791	248,634-	116,843-
AGENCY:	010301											
	GOVERNOR'S OFFICE											
1101	General Account										30	30
1352	Pacific N.W. Reg. Comm					3,920	8,800		83,970	71,250	162	84,132
4303	Inst. Training Allow								23,396	23,396		23,396
AGENCY:	010308											
	OFFICE OF ENERGY											
1392	Federal Energy Funds						55		469,757	469,702	2,211	471,969
AGENCY:	010309											
	TOURISM AND INDUSTRIAL DEV											
1101	General Account							7,641	7,641		11	7,652
1105	Cash Receipts	3						16,962	16,965		871	17,837
1201	Idaho Development & Publicity	22-							22-			22-
1265	Sales Tax	319							319			319
1352	Pacific N.W. Regional Comm								5,800	5,800		5,800
1361	Target - Ind Trade Crd								40,000	40,000		40,000
3944	Travel Development										7,322	7,322
AGENCY:	010402											
	RETIREMENT SYSTEM											
9306	Public Employees Retirement										14,344	14,344
9315	Public Employees Retirement Sp.										82,421,989	82,421,989
AGENCY:	012101											
	INVESTMENT BOARD											
1105	Cash Receipts							23	23			23
6501	Charitable Institutions										15,528	15,528
6504	School of Science										63,000	63,000
7501	Penitentiary Income				367,229				367,229			367,229
7509	State Hospital South Income				244,506				244,506			244,506
7511	University of Idaho Income				540,990				540,990			540,990
7512	Agriculture College Income				295,208				295,208			295,208
7513	School of Science Income				924,943				924,943			924,943
7514	Normal School Income				814,699				814,699			814,699
7515	Charitable Institutions Income				660,229				660,229			660,229
9308	State Insurance				2,383,165				2,383,165		1,792,420	4,175,586
AGENCY:	012501											
	LIQUOR DISPENSARY											
9307	Liquor Control			1,241		14,243	57	38,595,509	38,611,051		16,576	38,627,627
AGENCY:	012502											
	STATE INSURANCE FUND											
9308	State Insurance				372,918	12,627,091	10,758		13,010,768		393,206	13,403,974
9309	Firemen's Retirement										2,755,061	2,755,061
AGENCY:	016003											
	IDAHO OFFICE ON AGING											
1373	Economic Opportunity								719,843	719,843	6,100	725,943
1374	Office on Aging								2,110,000	2,110,000	1,122	2,111,122

STATE OF IDAHO

ACCOUNT NO.	ACCOUNT NAME	TAXES	FINES AND FORFEITURES	LICENSES AND PERMITS	INTEREST AND PENALTIES	FEES AND SALES OF SERVICES	MISCELLANEOUS REVENUES	SALE OF GOODS	TOTAL REVENUE RECEIPTS	INTER GOVERNMENT RECEIPTS	TOTAL NON REVENUE RECEIPTS	TOTAL RECEIPTS
AGENCY:	016004											
1362	HUMAN RIGHTS COMMISSION Human Rights - Federal								58,999	58,999	745	59,744
AGENCY:	016005											
1105	BLIND COMMISSION					30	28,393	1,775	30,199			30,199
1368	Cash Receipts Idaho Commission for Blind								615,000	615,000	1,721	616,721
AGENCY:	017001											
1101	MILITARY DIVISION											
1105	General Account						1,200		1,200		151	151
1263	Cash Receipts										3,242	4,442
1269	Adjutant General Receipts										1,064,195	1,064,195
2261	Disaster Services								137,012	137,012		137,012
3918	Armory Construction						9,872		35,193	25,321		35,193
	Civil Defense Fed. Contribution								482,222	482,222	240,668	722,890
AGENCY:	030000											
1101	ADMINISTRATION DEPARTMENT											
1105	General Account					7,840			7,840		2,001	9,841
1265	Cash Receipts			13		411,831	5,374	71,196	488,416		115,186	603,602
1288	Sales Tax	246							246			246
1368	10% Timber										140	140
1392	Idaho Commission for Blind					730			20,413	19,683		20,413
2201	Federal Energy Funds											
2205	Permanent Building Account						34,797		3,447,028	3,412,231	5,095	3,452,124
2264	State Highway										2,550	2,550
4301	Motor Vehicle Account										92	92
9305	Employment Security Agency Adm.										419	419
9307	Surplus Property Agency							174,212	179,161	4,949	598	179,759
9311	Liquor Control										410	410
9315	Retained Risk Account					1,428,279			1,428,279		78,529	1,506,808
9316	Group Insurance Account					41			41		13,538,949	13,538,991
	Treasurer's Suspense										50,000	50,000
AGENCY:	030401											
1268	PERSONNEL COMMISSION											
	Personnel Commission					1,115,171			1,115,171			1,115,171
AGENCY:	047501											
1101	STATE TAX COMMISSION											
1105	General Account	193,587,359		31,240	3,237				193,621,836		10,374	193,632,210
1201	Cash Receipts					11,866		1,129	12,995		655	13,650
1250	Idaho Development & Publicity			5,712					5,712			5,712
1260	Waterways Improvement	489,451			438				489,889			489,889
1264	Offroad Motor Vehicle				438	489,451			489,889			489,889
1265	State Income Tax Refund	47,351,331							47,351,331			47,351,331
1265	Sales Tax	129,576,394							129,576,394			129,576,394
2201	Permanent Building Account	3,092,592							3,092,592			3,092,592
2205	State Highway	39,852,170		1,250	35,631			1,250	39,890,301			39,890,301
2208	Election Campaign						104,147		104,147			104,147
2221	Aeronautics				602				815,519			815,519
2265	Motor Fuels Refunds	2,499,165							2,499,165			2,499,165
3818	Abandon Property Trust										70,950	70,950
3822	1970 Water Pollution Control	1,683,466			3,787				1,687,254			1,687,254
3823	Central Tumor Registration	70,000							70,000			70,000
3902	Escheat Suspense		413						413			413
3905	Highways Suspense	8,168,396			7,303				8,175,699		245,500	8,421,199
3912	Hotel Motel Tax Suspense										90,984	90,984
3913	Income Tax Suspense										50,474-	50,474-
3924	Income Tax Building Pd. Sp.	12-							12-		7,537,981	7,537,969
3927	Inheritance Tax - Refund	3,495,073							3,495,073			3,495,073
7401	Public School Income	65,159							65,159			65,159
AGENCY:	050000											
1101	FINANCE DEPARTMENT											
1105	General Account	3-	120	165,805		363,197			529,118			529,118
1265	Cash Receipts							524	524		255	779
2251	Sales Tax	15							15			15
3919	State Cemetery Board			490					490			490
	Finance Suspense										212-	212
AGENCY:	062006											
1101	DEPARTMENT OF INSURANCE											
3928	General Account	12,895,076		327,902	10,027	79,847			13,312,854			13,312,854
	Department of Insurance Sp.										244,576	244,576

STATE OF IDAHO
STATEMENT OF REVENUE AND COLLECTIONS - ALL ACCOUNTS FOR THE PERIOD ENDING JUNE 30, 1979

ACCOUNT NO.	ACCOUNT NAME	TAXES	FINES AND FORFEITURES	LICENSES AND PERMITS	INTEREST AND PENALTIES	FEES AND SALES OF SERVICES	MISCELLANEOUS REVENUES	SALE OF GOODS	TOTAL REVENUE RECEIPTS	INTER GOVERNMENT RECEIPTS	TOTAL NON REVENUE RECEIPTS	TOTAL RECEIPTS
AGENCY:	070000											
	LABOR AND INDUSTRIAL SERVICES											
1105	Cash Receipts		2,457			2,544	43	144	5,189		785-	4,403
1231	Electrical Board			75,092		934,023	64	1,862	1,014,038	2,995	530	1,014,569
1233	State Plumbing Board			23,960		272,880	32	2,710	303,370	3,786	315	303,685
1271	Idaho Building Code			3,065		376,464	39	4,498	415,999	31,932	481	416,481
1379	HUD Monitoring								72,057	72,057		72,057
1382	HUD Disaster								35,142-	35,142-		35,142-
3923	Labor & Industrial Services										7,810	7,810
3930	Wage and Hour Suspense										10,878	10,878
9316	Treasurer's Suspense										3,259-	3,259-
AGENCY:	081001											
	AGRICULTURE DEPARTMENT											
1101	General Account			399-	40	46,875		532-	45,983		17,651	63,634
1203	Agriculture Inspection			8,745		288,775		1,910	299,431		286	299,718
1206	Bee Inspections			83		10,565			10,649			10,649
1207	Fresh Fruit & Vegetable Insp					3,200,815			3,200,815		2,201	3,203,016
1208	Public Livestock Market			2,000					2,000			2,000
1209	Sheep Commission	125,479				224			125,704		8	125,712
1210	Commercial Feed & Fertilizer			51,825	1,449	99,784			153,058			153,058
1211	Pesticide			84,733	510	230		730	86,203			86,203
1212	Livestock Disease Control			1,016		63,847		3,929	68,793		399	69,193
1213	Dairy Industry & Inspection			10,332		121,321			131,654		13,018	144,672
1214	Honey Advertising					5,168			5,168			5,168
1215	Livestock Dealers			2,760		2,760			2,760			2,760
1216	Egg Inspection			1,130		57,686			59,498	682		59,498
1308	Meat Inspection Federal					2,829			540,328	537,498	1,246	541,574
1309	Plant Federal								185,296	185,296	10,021	195,317
1310	Wheat Statistics								2,500	2,500		2,500
1311	Compliance Federal								76,804	76,804		76,804
1396	Ag Adm Building Grant								1,091,758	1,091,758		1,091,758
2218	Idaho Prune Advt Dev.	4,259							4,259			4,259
3926	Agriculture Suspense										5,564	5,564
9312	Rural Rehabilitation Account										59,245	59,245
AGENCY:	091101											
	APPLE COMMISSION											
2216	Idaho Apple Commission	48,190							48,190			48,190
AGENCY:	091102											
	IDAHO BEAN COMMISSION											
2217	Idaho Bean Market & Promotion	148,108							148,108		79	148,188
AGENCY:	091104											
	IDAHO CHERRY COMMISSION											
2215	Cherry Commission Account	6,521							6,521			6,521
AGENCY:	091105											
	DAIRY PRODUCTS COMMISSION											
1265	Sales Tax	36							36			36
2214	Idaho Dairy Products Commission	868,341			47		4,575		872,965		424	873,390
AGENCY:	091106											
	POTATO COMMISSION											
2229	Idaho Potato Commission	2,124,986			4,538			191	2,129,715		5,698	2,135,413
AGENCY:	091108											
	WHEAT COMMISSION											
1226	Idaho Wheat Commission	561,370							561,370		612	561,982
AGENCY:	092008											
	ATHLETIC COMMISSION											
1220	Athletic Commission	1,769		280					2,049			2,049
AGENCY:	092102											
	PHARMACY BOARD											
1227	State Pharmacy Board			104,759		26,112		958	131,829			131,829
1236	Tri-Prescription Program			14,841				2,315	17,156			17,156
1301	Federally Fund Insp								5,300	5,300		5,300
3931	Board of Pharmacy Suspense										420	420
AGENCY:	092103											
	ACCOUNTANCY BOARD											
2247	State Board of Accountancy			85,267				832	86,100		12	86,112
AGENCY:	092105											
	DENTISTRY BOARD											
2249	Idaho State Dental Board			41,254		10,065			51,319			51,319

STATE OF IDAHO
STATEMENT OF REVENUE AND COLLECTIONS - ALL ACCOUNTS FOR THE PERIOD ENDING JUNE 30, 1979

ACCOUNT NO.	ACCOUNT NAME	TAXES	FINES AND FORFEITURES	LICENSES AND PERMITS	INTEREST AND PENALTIES	FEES AND SALES OF SERVICES	MISCELLANEOUS REVENUES	SALE OF GOODS	TOTAL REVENUE RECEIPTS	INTER GOVERNMENT RECEIPTS	TOTAL NON REVENUE RECEIPTS	TOTAL RECEIPTS
AGENCY:	092107											
2243	ENGINEERING EXAMINERS BOARD Professional Engineers			87,810	2,396	12,930		40	103,176		1,022	104,199
AGENCY:	092110											
2239	MEDICINE BOARD State Board of Medicine			109,720					109,720			109,720
AGENCY:	092111											
2246	NURSING BOARD Board of Nursing			86,470	4,015	67,235		881	158,601		288	158,889
AGENCY:	092112											
2236	OCCUPATIONAL LICENSE BUREAU			241,003	6,525	57,979			305,507		1,927	307,435
2241	Occupational License Bureau			5,700					5,700			5,700
3915	Optometry Board Occupational License Bureau Sp.										57-	57-
AGENCY:	092114											
2244	PUBLIC WORKS CONTRACTOR'S BOARD Contractor's State License Board			128,919		36			128,955		52	129,007
AGENCY:	092115											
1265	REAL ESTATE COMMISSION	442							442			442
2237	Sales Tax		1,450	335,410		28,715		310	365,885		106	365,992
2238	Idaho Real Estate			87,060		68,139			155,199			155,199
3942	Real Estate Ed, Res & Rec Real Estate Ed Suspense										4,786	4,786
AGENCY:	092116											
2252	PROFESSIONAL GEOLOGISTS BOARD Registered Geologist Board			13,140	100				13,240		6-	13,233
AGENCY:	092119											
2211	CERTIFIED SHORTHAND REPORTERS Certified Shorthand Reporters			5,740		2,965			8,705			8,705
AGENCY:	093102											
2250	OUTFITTERS AND GUIDES BOARD		427	77,470	2,685				80,583			80,583
3938	Outfitters and Guides Outfitters and Guides Suspense			25					25		1,000	1,025
AGENCY:	100000											
1105	CORRECTION						28,859	82,696	111,555		33,451	145,007
1356	Cash Receipts								12,345			12,345
1365	WIN - On the Job Training								160,857	12,345		160,857
1377	Pen - LEP & LEPC								28,830	28,830		28,830
4303	Pen - E.S.E.A. Grant Inst. Training Allow								22,757	22,757		22,757
AGENCY:	110000											
1101	LAW ENFORCEMENT		1,800	667,406		89		114	669,410		1,004	670,415
1105	General Account								9,800	9,800	977	10,777
1212	Cash Receipts					177,129			177,129			177,129
1232	Livestock Disease Control					179,008			179,008			179,008
1243	Public Utilities Commission								1,181,804			1,181,804
1265	Drivers Training			1,181,804					313,757			313,757
2205	Sales Tax	313,757				121,752		10	23,888,683		2,734,572-	21,154,111
2205	State Highway	7,727,100		15,943,265	96,554	851,832			851,832		2,084	853,917
2245	State Brand Inspector								180,478		1,050	181,528
2248	Idaho Horse Racing	122,196	4,975	53,307					3,958,434	95,261	25,609	3,984,043
2264	Motor Vehicle Account			2,345,272	68	1,509,471	6,811	1,549	106,856	106,856	38	106,895
2269	Medicaid Anti-Fraud								305,004	305,004		305,004
2306	55 MPH Compliance Pr								90,995	90,995	360	91,355
2307	Law Enforcement Training								9,051			9,051
3801	Unclaimed Animal Proceeds										22	22
3818	Abandon Property Trust										550-	550-
3901	Horse Racing Suspense										266,061	266,061
3903	Motor Car Suspense										22-	397-
3908	Financial Respon Sp			375-						375-		
3910	Liquor Law Enforcement S										11,365	11,365
3917	Narcotics Forfeiture		5,951						5,951		4,733	10,685
3920	Brand Suspense										188,072	188,072
3932	Motor Vehicle Suspense										11,604	11,604
3946	Medicaid Fraud Suspense										131	131
6401	Public School Endowment	265,822							265,822		2,725	268,547
9316	Treasurer's Suspense										79,070-	79,070-
9319	Brand Recording						75-			75-	385,672	385,597

STATE OF IDAHO
STATEMENT OF REVENUE AND COLLECTIONS - ALL ACCOUNTS FOR THE PERIOD ENDING JUNE 30, 1979

ACCOUNT NO.	ACCOUNT NAME	TAXES	FINES AND FORFEITURES	LICENSES AND PERMITS	INTEREST AND PENALTIES	FEES AND SALES OF SERVICES	MISCELLANEOUS REVENUES	SALE OF GOODS	TOTAL REVENUE RECEIPTS	INTER GOVERNMENT RECEIPTS	TOTAL NON REVENUE RECEIPTS	TOTAL RECEIPTS
AGENCY:	120500											
	STATE BOARD OF EDUCATION											
1101	General Account										3,981	3,981
1105	Cash Receipts							390	790	400		790
1244	Commodity Dist										400	400
1275	SEPARS					245,268			245,268			245,268
1326	Post Sec Ed Comm								35,368	35,368		35,368
1327	St. Student Inc Gr								206,157	206,157	326	206,483
1384	St Student Fin Asst								1,850	1,850		1,850
1385	Title I Higher Ed								127,269	127,269	2,165	129,434
1386	Higher Ed Facilities Act								2,970	2,970		2,970
1387	Inst Match Sig								9,431	9,431	326	9,757
1394	HEW Equipment Grant								295,161	295,161		295,161
AGENCY:	121000											
	EDUCATION COMMISSION											
1101	General Account			1,788		1,585		165	3,538		154	3,693
1105	Cash Receipts					38,564		31	38,596		1,870	40,466
1240	Prof Practices Comm			57,000					57,000		4,237	61,238
1243	Drivers Training			145					145			145
1244	Commodity Dist										139,023	139,023
1265	Sales Tax	5							5			5
1317	Indian Education								243,054	243,054		243,054
1318	Ele Sec Ed Account								12,803,467	12,803,467	27,855	12,831,322
1321	Veterans Approval								75,298	75,298		75,298
1322	Adult Basic Education								428,428	428,428		428,428
1323	Food Service								6,621,038	6,621,038	5,043	6,626,081
1325	Drivers Retraining								65,334	65,334		65,334
1329	Special Ed - Teach Trn								156,860	156,860	14,538	171,399
1346	D & B Public Law 89-10								84,000	84,000	4,057	88,057
3925	Department of Education Sp										1,506	1,506
AGENCY:	122000											
	DEAF AND BLIND SCHOOL											
1101	General Account							3	3			3
1105	Cash Receipts					31,653	330	442	32,426		937	33,364
1346	D & B Public Law 89-10								234,750	234,750		234,750
AGENCY:	123000											
	VOCATIONAL EDUCATION											
1101	General Account							1,384	1,384			1,384
1265	Sales Tax	1							1			1
1324	Education Professional Dev								62,806	62,806		62,806
1330	Vocational Ed. Act-63								2,289,193	2,289,193		2,289,193
1331	C.E.T.A.								529		162	691
1341	Voc. Ed. Adv. Council								75,000	75,000		75,000
AGENCY:	123500											
	EASTERN IDAHO VO-TECH SCHOOL											
2256	Idaho Falls Area Vo. Pd										1,261,521	1,261,521
AGENCY:	125010											
	BOISE STATE UNIVERSITY											
1105	Cash Receipts					3,291,674			3,291,674			3,291,674
1931	BSU Payroll Suspense										2,222,850	2,222,850
AGENCY:	125020											
	IDAHO STATE UNIVERSITY											
1105	Cash Receipts					4,438,502			4,438,502			4,438,502
AGENCY:	125050											
	LEWIS-CLARK COLLEGE											
1105	Cash Receipts		39			159,467			159,506		4,295	163,802
1241	Lewis-Clark Sch Voc Ed								1,099,427	1,099,427	48	1,099,475
1932	Lewis-Clark Payroll Suspense										447,653	447,653
AGENCY:	126000											
	STATE LIBRARY											
1105	Cash Receipts		675			1,923	2,836	82	6,314	797	2,519	8,834
1339	Library Service Act								413,765	413,765		413,765
AGENCY:	126500											
	HISTORICAL SOCIETY											
1101	General Account										7	7
1265	Sales Tax	1,025							1,025			1,025
1375	Historical Preservation								603,828	603,828	74	603,903
9304	State Hist. Society Account	22				33,272	42,127	26,569	102,493	500	280	102,773

STATE OF IDAHO
STATEMENT OF REVENUE AND COLLECTIONS - ALL ACCOUNTS FOR THE PERIOD ENDING JUNE 30, 1979

ACCOUNT NO.	ACCOUNT NAME	TAXES	FINES AND FORFEITURES	LICENSES AND PERMITS	INTEREST AND PENALTIES	FEES AND SALES OF SERVICES	MISCELLANEOUS REVENUES	SALE OF GOODS	TOTAL REVENUE RECEIPTS	INTER GOVERNMENT RECEIPTS	TOTAL NON REVENUE RECEIPTS	TOTAL RECEIPTS
AGENCY:	127000											
	VOCATIONAL REHABILITATION											
1105	Cash Receipts							1,987	1,987			338,861
1334	Vocational Rehabilitation								4,363,052	4,363,052	336,874	4,363,052
1388	Federal Third Party								5,000	5,000		5,000
1389	Vocational Rehabilitation Medicare								17,014	17,014		17,014
AGENCY:	127500											
	DISABILITY DETERMINATIONS											
1333	Federal Disability Determinations								807,000	807,000	199	807,199
AGENCY:	134001											
	PUBLIC HEALTH DISTRICT I											
3820	Public Health Trust Account			68,867		409,191	9,627	40	997,577	509,851	15,160	1,012,738
AGENCY:	134002											
	PUBLIC HEALTH DISTRICT II											
1265	Sales Tax	2							2			2
3820	Public Health Trust Account			10		241,240			689,860	448,610	1,765	691,626
AGENCY:	134003											
	PUBLIC HEALTH DISTRICT III											
3820	Public Health Trust Account			520		93,299	100		620,256	526,337	39,407	659,664
AGENCY:	134004											
	PUBLIC HEALTH DISTRICT IV											
3820	Public Health Trust Account					533,948	24,695	43	1,683,035	1,124,347	52,841	1,735,876
AGENCY:	134005											
	PUBLIC HEALTH DISTRICT V											
3820	Public Health Trust Account			29,209		80,792	2,412	314	701,229	588,500	5,442	706,672
AGENCY:	134006											
	PUBLIC HEALTH DISTRICT VI											
3820	Public Health Trust Account			640		478,482	1,535	80	1,308,222	827,483	43,750	1,351,973
AGENCY:	134007											
	PUBLIC HEALTH DISTRICT VII											
3820	Public Health Trust Account			9,237		553,145	230	3	1,119,816	557,201	4,760	1,124,576
AGENCY:	136001											
	HEALTH AND WELFARE											
3105	Receipts to Appropriation	24-					13,944,701		14,049,652	104,974	1,712	14,051,365
3821	Co-op Welfare						37,265		75,931,106	75,893,841	854,576	76,785,683
3822	1970 Water Pollution Control										5,855	5,855
3824	Alcoholism Treatment						875		875		1,096	1,971
3825	YSC All Faith Chapel						35,014		35,014			35,014
3909	Water Resources										26,625	26,625
9316	Treasurer's Suspense								577,482	577,482	931-	576,550
AGENCY:	140403											
	EMPLOYMENT DEPARTMENT											
1331	C.E.T.A.								465,417	465,417		465,417
1342	State Occup Inf Cor Com								37,500	37,500		37,500
4301	Employment Security Agy Adm						57	516	38,989,934	38,989,360	323,653	39,313,588
4302	Employment Security - Adm & Reimb						12,150		83,063			83,063
9201	Employment Security - Clearing Act				70,913				44,185,593	44,185,593	36,375	44,221,968
9202	Employment Security - Benefit Acct								38,634,000	38,634,000	1,182,649	39,816,649
AGENCY:	152109											
	INDUSTRIAL COMMISSION											
1105	Cash Receipts					65,790			65,790			65,790
1265	Sales Tax	69							69			69
9302	Industrial Adm	1,307,075	5,000		1,616	10,327		4,134	1,405,707	77,554	739	1,406,446
9303	Indus. Special Indemnity	255,234	8,000						263,234			263,234
AGENCY:	163101											
	FISH AND GAME COMMISSION											
1265	Sales Tax	1,106							1,106			1,106
2206	Fish and Game Account	18-							10,805,354	3,248,012	202,000	11,007,355
3904	Fish and Game Suspense			7,105,053			374,536	77,770	9,095	9,095	7,987	17,082
9316	Treasurer's Suspense										13,807	13,807
AGENCY:	173005											
	PARKS AND RECREATION											
1101	General Account										382	382
1247	Rec Cap Improv Acct										1,327	1,327
1249	Parks and Recreation					188,421	39,746	215	228,383		19,987	248,371
1251	Lucky Peak Concession						4,790		4,790			4,790
1252	Park Donation						8,025		8,025			8,025
1253	Lava Hot Springs	151-				330,878	34,580	12,580	377,887		55	377,942
1258	Harriman State Park				39,552	348	17,406	3,390	60,696		51,556	112,253

STATE OF IDAHO
STATEMENT OF REVENUE AND COLLECTIONS - ALL ACCOUNTS FOR THE PERIOD ENDING JUNE 30, 1979

ACCOUNT NO.	ACCOUNT NAME	TAXES	FINES AND FORFEITURES	LICENSES AND PERMITS	INTEREST AND PENALTIES	FEES AND SALES OF SERVICES	MISCELLANEOUS REVENUES	SALE OF GOODS	TOTAL REVENUE RECEIPTS	INTER GOVERNMENT RECEIPTS	TOTAL NON REVENUE RECEIPTS	TOTAL RECEIPTS
AGENCY:	173005											
	PARKS AND RECREATION (continued)											
1265	Sales Tax	9,910							9,910			9,910
1355	Parks Federal Account								297,041	297,041	3,635	300,676
1370	Coast Guard Boat Safety								101,243	101,243		101,243
1390	Federal Pass Thru Account								1,582,922	1,582,922		1,582,922
1391	Federal Surcharge Account								202,977	202,977		202,977
9316	Treasurer's Suspense										6,173	6,173
9321	Harriman State Park						4,020		4,020			4,020
AGENCY:	180000											
	LANDS DEPARTMENT											
1101	General Account				2,552	33,543	231,329		267,425		18,649	286,075
1105	Cash Receipts										23,463	23,463
1245	Deaf and Blind Track										5,655	5,655
1248	Scaling Practices										63,430	63,430
1254	Forest Range Project										3,225	3,225
1255	Lands Commissioners Scale										341,508	341,508
1256	Forest Management										841,041	841,041
1259	Land Comm Revolving										10,397	10,397
1277	U.S. Clarke McNary										379,905	379,905
1281	Soil Erosion Control										206,325	206,325
1282	Insect Disease Control										192,705	192,705
1283	Site Restoration										123,274	123,274
1284	Clearwater Potl TPA										824,502	824,502
1285	South Idaho TPA										102,399	102,399
1286	10% Grazing Lease						120,741		120,741			120,741
1287	10% Recreat Lease						23,505		23,505		6	25,511
1288	10% Timber				154,124		8		154,132		1,622,404	1,776,536
1352	Pacific N.W. Reg. Comm								101,635	101,635		101,635
1378	Lands Federal Account								627,684	627,684		627,684
2205	State Highway						567		567			567
2206	Fish and Game Account						5,503		5,503		8,002	13,505
2253	Oil and Gas Conservation Comm							400	400			400
3906	Land Commissioners Suspense										798,129	798,129
3943	Slash Holdback Account										604,235	604,235
6401	Public School Endowment										10,441,854	10,441,854
6501	Charitable Institutions										321,432	321,432
6502	Normal School										513,763	513,763
6503	Penitentiary										471,769	471,769
6504	School of Science										1,113,542	1,113,542
6505	State Hospital South										220,994	220,994
6601	Agricultural College										147,314	147,314
6701	University of Idaho										2,034,052	2,034,052
7401	Public School Income										3,948,648	3,948,648
7501	Penitentiary Income										20,461	20,461
7509	State Hospital South Income										133,355	133,355
7511	University of Idaho Income										142,735	142,735
7512	Agric. College Income										83,161	83,161
7513	School of Science Income										79,510	79,510
7514	Normal School Income										128,859	128,859
7515	Charitable Institutions Income										101,478	101,478
9308	State Insurance								240			240
9310	Public Building				2,548		1,117		3,666		118,555	122,221
AGENCY:	193002											
	WATER RESOURCES											
1101	General Account										3,250	3,250
1238	Water Administration			95,348		3,295		36	98,680		691	99,372
1239	Watermaster Services					137,214			89,601	47,613-		89,601
1312	Water Resource Plan								62,160	62,160		62,160
1313	PNRC Landstat Tech A								32,423	32,423		32,423
1332	Corp of Engineer								21,508	21,508	13,335	34,843
1335	Geo Research Dev								253,764	253,764	2,613	256,377
1337	Water Right Inf Sys								45,101	45,101		45,101
1338	State River Basin								50,000	50,000		50,000
1343	Dam Safety Program								154,215	154,215		154,215
1344	Priest Lake Outlet								369,807	362,451	34,100	403,907
1345	Federal Land Dev On Sr					10,356	3,000-		10,000	10,000		10,000
3802	Carey Act Trust			3,250					3,250			3,250
3803	Water Resource Revl				12,857				12,857		27,638	40,496
3909	Water Resources										32,205	32,205
9316	Treasurer's Suspense											
AGENCY:	200000											
	IDAHO TRANSPORTATION DEPARTMENT											
1101	General Account					10			10			10
1105	Cash Receipts										23,681	23,681
2147	Rec Cap Improvement Account										13,363	13,363
1265	Sales Tax	3,012							3,012			3,012
2205	State Highway	258		285,249	227	114,521	63,550	61,988	45,621,877	45,096,082	343,197	45,965,074

ACCOUNT NO.	ACCOUNT NAME	TAXES	FINES AND FORFEITURES	LICENSES AND PERMITS	INTEREST AND PENALTIES	FEES AND SALES OF SERVICES	MISCELLANEOUS REVENUES	SALE OF GOODS	TOTAL REVENUE RECEIPTS	INTER GOVERNMENT RECEIPTS	TOTAL RUN REVENUE RECEIPTS	TOTAL RECEIPTS
AGENCY:	200000											
	TRANSPORTATION DEPARTMENT (continued)											
2221	Aeronautics			54,303			8,058	5,509	67,872		329,129	397,001
2264	Motor Vehicle Account										17,050	17,050
2308	Idaho Traffic Commission								1,264,342	1,264,342	3	1,264,345
3909	Water Resources										3,250	3,250
3922	Local Gov Suspense										140,683	140,683
AGENCY:	210102											
	IDAHO ELECTRICAL CONSUMERS											
1395	Idaho Electrical Consumers								170,000	170,000	110	170,110
AGENCY:	220303											
	ATTORNEY GENERAL											
1101	General Account										5,164	5,164
1105	Cash Receipts										1,480-	1,480-
3939	Attorney General Suspense										4,205	4,205
AGENCY:	230305											
	STATE TREASURER											
1101	General Account			23,478	7,265,413		6		7,288,897		93,498	7,382,396
1105	Cash Receipts					224,157			224,157		23	224,180
3819	National Forest Reserve										11,807,164	11,807,164
3820	Public Health Trust Account								10,000	10,000	10,000	10,000
3821	Co-op Welfare								8,000,000	8,000,000		8,000,000
3950	County Receipt Suspense											
6401	Public School Endowment										239,072,628	239,072,628
7401	Public School Income				7,663,602				7,663,602		2,272,535	9,936,137
8101	Water Pollution Cntl. Bnd S.F.				7,397				7,397		163,001	170,399
8201	Water Pollution Cntl. Bnd				106				106		20,069	20,176
8801	Revenue Sharing				78,024				78,024		27,485,335	27,563,359
8802	Anti-Recess Fiscal Ast				4,687				4,687		1,115,247	1,119,935
9302	Industrial Adm				72,265				72,265		3,715,000	3,787,265
9303	Industrial Special Indemn				72,009				72,009		2,265,750	2,337,759
9304	State Hist. Society Account				4,946				4,946		172,000	176,946
9306	Public Employees Retirement				15,630				15,630		176,100	191,730
9307	Liquor Control				249,236				249,236		4,000,000	4,249,236
9308	State Insurance				84,678				84,678		84,678	84,678
9309	Firemen's Retirement				774,986				774,986		8,600,710	9,375,697
9311	Retained Risk Account				96,294				96,294		4,860,000	4,956,294
9314	Supplemental Retirement				6,255				6,255		571,870	578,126
9315	Group Insurance Account				121,615				121,615		35,540,500	35,662,116
9316	Treasurer's Suspense										38,064	38,064
9317	Public School Income Suspense										12,254,434	12,254,434
9318	General Account Int Suspense				67,907				67,907		67,907	67,907
9319	Brand Recording				15,928				15,928		210,697	226,626
9320	School District Building				68				68		1,710	1,779
9321	Harriman State Park				2,990				2,990			2,990
AGENCY:	240306											
	STATE AUDITOR											
1101	General Account										26	26
1105	Cash Receipts					1,293		3,226	4,520		712	5,232
3934	Payroll Trust										23,088,568	23,088,568
AGENCY:	240311											
	ADMIN SOCIAL SECURITY TRUST											
3807	Social Security Trust										43,130,995	43,130,995
AGENCY:	250304											
	SECRETARY OF STATE											
1101	General Account			1,049,839	9,870	119,465		198	1,179,373		2,523	1,181,896
1105	Cash Receipts					1,500			1,500		32,293	33,793
3929	Secretary of State Sp										43,968	43,968
AGENCY:	258003											
	ARTS AND HUMANITIES											
1105	Cash Receipts					3,398	539		17,584	13,646	3,427	21,011
1369	Idaho Comm Arts and Humanities								339,760	339,760	18,883	358,643
AGENCY:	512003											
	PUBLIC UTILITIES COMMISSION											
1232	Public Utilities Commission	23				1,348,679		2,309	1,364,167	13,155	3,173	1,367,340
1265	Sales Tax	40							40		40	40
3907	PUC Commission Suspense										14,594	14,594
AGENCY:	710102											
	SENATE											
1102	Senate										1,358	1,358
AGENCY:	720102											
	HOUSE											
1103	House										581	581

[illegible]

STATE OF IDAHO
SUMMARY OF STATEMENT OF EXPENDITURES
OPERATING ACCOUNTS
JUNE 30, 1979

AGENCY		T O T A L S		PERSONNEL COSTS	OTHER OPERATING EXPENDITURES	CAPITAL OUTLAY	TRUSTEE & BENEFIT PAYMENTS	DEBT SERVICE AND REDEMPTION	TOTAL EXPENDITURES	PRIOR BIEN CANCELLED WARRANTS
		GENERAL ACCOUNT	ALL OTHER ACCOUNTS							
010200	Budget Policy Planning Division	\$ 1,230,440	\$ 5,533,477	\$ 1,612,484	\$ 822,409	\$ 66,903	\$ 4,262,120	\$	\$ 6,763,917	\$ 7-
010301	Governor's Office	378,557	149,867	348,720	134,632	7,572	37,500		528,425	
010308	Office of Energy	129,261	475,596	227,928	371,128	5,801			604,857	
010309	Tourism & Industrial Dev.	536,302	28,571	193,183	368,089		3,600		564,873	
010402	Retirement System		82,267,231	572,797	282,790	950	81,410,692		82,267,231	2,845-
012101	Investment Board	157,727	4,944,894	82,172	81,332	1,115	4,938,000		5,102,621	
012502	Insurance Fund, State		1,578,094	17,494	25,870		1,534,728		1,578,094	
015003	Education Commission	11,480		54	11,425				11,480	
016003	Idaho Office on Aging	447,351	2,779,525	238,128	538,310	635	2,449,801		3,226,876	
016004	Human Rights Commission	128,004	44,137	112,443	58,359	493	845		172,142	
016005	Blind Commission	302,660	587,953	492,992	128,265	7,647	261,708		890,613	28-
017001	Military Division	1,119,905	2,003,707	1,189,829	1,084,363	117,142	732,277		3,123,612	
018005	Women's Program Commission	11,317		2,252	9,065				11,317	
030000	Administration Department	1,164,015	29,229,136	2,505,306	2,727,598	9,202,622	15,957,624		30,393,151	3,131-
030401	Personnel Commission		1,005,394	801,974	200,329	3,090			1,005,394	
047501	Tax Commission, State	8,315,448	76,220,850	3,875,452	51,777,003	25,537	28,858,306		84,536,299	105,535-
047503	Tax Appeals Board	40,292		30,408	8,488	1,395			40,292	
050000	Finance Department	596,169	2,075	491,546	104,948	1,750			598,244	
062006	Department of Insurance	484,838	2,474	359,686	122,616	5,010			487,312	
070000	Labor & Industrial Services	488,014	1,879,681	1,900,769	408,241	47,338	11,346		2,367,696	
081001	Agriculture Department	1,857,453	6,415,774	5,689,445	1,203,682	1,120,342	259,758		8,273,228	172-
091101	Apple Commission		44,209	57	44,151				44,209	
091102	Bean Commission, Idaho		105,401	35,528	69,112	760			105,401	
091104	Cherry Commission, Idaho		6,608	19	6,589				6,608	
091105	Dairy Products Commission		858,673	99,380	758,369	922			858,673	
091106	Potato Commission		11,229		11,229				11,229	
091108	Wheat Commission		509,143	68,347	438,967	1,828			509,143	
092008	Athletic Commission	6,495	1,216		7,711				7,711	
092102	Pharmacy Board	57,114	135,872	133,022	58,580	1,383			192,986	
092103	Accountancy Board		61,938	24,551	36,624	761			61,938	
092105	Dentistry Board		45,277	19,276	25,889	112			45,277	
092107	Engineering Examiners Board		95,575	41,776	52,155	1,644			95,575	17-
092110	Medicine Board		116,104	74,929	35,615	5,559			116,104	
092111	Nursing Board		166,181	104,565	60,527	1,089			166,181	
092112	Occupational License Bureau		239,649	143,263	87,847	8,538			239,649	
092114	Public Works Contractors Board		92,562	67,139	24,200	1,222			92,562	
092115	Real Estate Commission		464,972	245,666	208,506	10,799			464,972	
092116	Professional Geologist Board		11,894	6,642	5,162	88			11,894	
092117	Optometry Board		6,447	1,090	5,356				6,447	
092119	Certified Shorthand Reporters		4,534		4,170	364			4,534	
093102	Outfitters and Guides Board		76,702	52,039	24,360	303			76,702	
100000	Corrections	6,397,147	808,688	4,583,710	2,425,110	197,015			7,205,836	12-
110000	Law Enforcement	1,924,146	12,065,884	9,469,156	3,617,415	715,268	188,191		13,990,031	2,518-
120500	State Board of Education	3,677,354	886,229	760,762	389,141	26,472	3,387,207		4,563,583	
121000	Education Department	1,519,457	21,964,921	2,192,288	1,102,505	13,532	20,176,052		23,484,378	754-
121500	Public School Support		131,620,241				131,620,241		131,620,241	
122000	Deaf and Blind School	1,852,108		1,764,316	314,806	55,742			2,134,865	
123000	Vocational Education	10,548,958	3,140,440	893,904	213,675	20,884	12,560,934		13,689,399	
123500	Eastern Idaho Vo-Tech School		1,262,053	880,067	232,554	149,432			1,262,053	246-
124010	College Southern Idaho		1,871,500				1,871,500		1,871,500	

STATE OF IDAHO
SUMMARY OF STATEMENT OF EXPENDITURES
OPERATING ACCOUNTS
JUNE 30, 1979

AGENCY	T O T A L S			OTHER OPERATING EXPENDITURES	CAPITAL OUTLAY	TRUSTEE & BENEFIT PAYMENTS	DEBT SERVICE AND REDEMPTION	TOTAL EXPENDITURES	PRIOR BIEN CANCELLED WARRANTS
	GENERAL ACCOUNT	ALL OTHER ACCOUNTS	PERSONNEL COSTS						
124020	North Idaho College		1,593,300			1,593,300		1,593,300	
125010	Boise State University	15,922,997	5,046,354	17,412,280	2,407,531	1,149,540		20,969,352	142-
125020	Idaho State University	15,958,991	5,351,097	16,386,952	3,527,366	1,395,769		21,310,088	209-
125030	University of Idaho	23,528,717	1,916,000	18,934,400	3,426,595	1,167,721	1,916,000	25,444,717	
125050	Lewis-Clark College	2,608,051	2,167,462	3,808,418	733,875	233,218		4,775,513	221-
125531	Agricultural Research	4,366,277		3,346,551	579,178	440,547		4,366,277	138-
125532	Cooperative Ext Service	2,797,026		2,758,100	31,000	7,926		2,797,026	
125533	Short Term App Res	64,194		40,106	23,539	547		64,194	
125534	Forest Utility Res.	196,783		152,492	33,955	10,335		196,783	
125541	WSU-NW College Vet. Med	746,023		632,985	100,607	12,430		746,023	
125542	WAMI Medical Program	1,364,122		198,264	39,569	7,618	1,118,670	1,364,122	
126000	Library, State	1,159,938	461,105	461,317	163,168	118,718	877,840	1,621,044	
126500	Historical Society	510,815	712,714	537,096	518,009	28,740	139,683	1,223,529	
127000	Vocational Rehabilitation	1,553,917	4,234,713	1,912,605	507,650	21,902	3,346,472	5,788,630	121-
127500	Disability Determinations		806,276	468,895	109,656	6,192	221,532	806,276	47-
134001	Public Health District I		1,202,629	883,649	192,705	82,697	43,577	1,202,629	1,508-
134002	Public Health District II		915,533	721,061	152,456	40,043	1,972	915,533	
134003	Public Health District III		793,981	655,933	131,619	6,428		793,981	
134004	Public Health District IV		2,227,310	1,581,791	519,438	99,997	26,082	2,227,310	16-
134005	Public Health District V		813,192	677,634	127,299	5,921	2,336	813,192	
134006	Public Health District VI		1,718,739	1,314,620	328,039	44,836	31,243	1,718,739	
134007	Public Health District VII		1,216,309	861,429	336,358	6,165	12,356	1,216,309	
136001	Health and Welfare		147,717,891	44,538,539	20,032,390	1,529,862	81,617,098	147,717,891	20,574-
140403	Employment Department		39,363,945	13,295,002	2,537,689	854,254	22,676,998	39,363,945	5,038-
152109	Industrial Commission		1,295,605	897,116	272,361	126,126		1,295,605	
163101	Fish and Game Commission		10,164,424	5,818,211	2,579,480	1,766,732		10,164,424	226-
173005	Parks and Recreation	1,992,724	3,766,042	2,166,350	644,315	732,885	2,215,215	5,758,766	2,276-
180000	Lands Department	4,414,273	6,301,615	4,969,332	3,537,455	387,341	1,821,758	10,715,888	62-
193002	Water Resources	2,214,893	2,111,964	2,132,345	683,777	583,776	926,959	4,326,858	30-
200000	Idaho Transportation Department	10,000	130,792,374	27,135,578	16,869,273	58,185,192	28,612,328	130,802,374	1,507-
210101	Lieutenant Governor	44,146		32,766	9,797	1,583		44,146	
210102	Idaho Electrical Consumers		170,110	75,530	64,730	774	29,075	170,110	
220303	Attorney General	1,072,582	670,751	1,453,596	278,452	11,284		1,743,333	
230305	Treasurer, State	341,270	445,810,563	263,891	72,061	5,317	12,321,738	446,151,833	
240306	State Auditor	14,408,044	17,660,397	1,210,828	1,503,225	239,559	29,114,828	32,068,442	
240311	Admin. Social Security Trust		62,662,144		10		62,662,134	62,662,144	
250102	Uniform Laws Commission	6,444			6,444			6,444	
250304	Secretary of State	458,632	42,574	294,143	195,560	11,502		501,207	55-
258003	Arts and Humanities	70,615	391,742	77,591	137,981	1,647	245,137	462,357	
258012	Idaho Code Commission		188,155	212	187,942			188,155	
512003	Public Utilities Commission	158,466	1,317,458	935,489	518,050	22,384		1,475,924	
710102	Senate		552,425	318,387	231,220	2,816		552,425	
720102	House		938,583	528,718	405,320	4,544		938,583	
730000	Legislative Council	518,557	1,213	251,730	258,962	9,078		519,771	
740000	Joint Finance Appropriations Cm	473,900	271,150	678,837	59,714	6,498		745,051	
810000	Judicial Branch	5,502,760	448,202	4,798,993	670,796	40,260	440,911	5,950,962	52-
	TOTAL AGENCY EXPENDITURES	\$145,847,193	\$1,295,921,410	\$228,026,361	\$136,475,927	\$81,239,801	\$562,537,688	\$433,486,824	\$1,441,036,249

STATE OF IDAHO
SUMMARY OF STATEMENT OF EXPENDITURES
OPERATING ACCOUNTS
JUNE 30, 1979

	T O T A L S		PERSONNEL	OTHER	CAPITAL	TRUSTEE &	DEBT SERVICE	TOTAL	PRIOR BIEN
	GENERAL	ALL OTHER	COSTS	OPERATING	OUTLAY	BENEFIT	AND	EXPENDITURES	CANCELLED
	ACCOUNT	ACCOUNTS		EXPENDITURES		PAYMENTS	REDEMPTION		WARRANTS
	\$	\$	\$	\$	\$	\$	\$	\$	\$
<u>ALLOCATION OF EXPENDITURES BY ACCOUNT</u>									
General Account	145,847,193		84,850,640	22,519,514	5,499,762	32,977,276		145,847,193	
All Other Accounts		<u>1,295,921,410</u>	<u>143,175,720</u>	<u>113,956,413</u>	<u>75,740,039</u>	<u>529,560,412</u>	<u>433,488,824</u>	<u>1,295,262,310</u>	
TOTALS	<u>\$145,847,193</u>	<u>\$1,295,921,410</u>	<u>\$228,026,361</u>	<u>\$136,475,927</u>	<u>\$ 81,239,801</u>	<u>\$562,537,688</u>	<u>\$433,488,824</u>	<u>\$1,441,109,503</u>	
 <u>PERCENTAGE OF EXPENDITURES BY ACCOUNT</u>									
General Account	100.00%		58.18%	15.44%	3.77%	22.61%		100.00%	
All Other Accounts		100.00%	48.50%	38.60%	25.66%	179.40%	146.60%	438.77%	

STATE OF IDAHO
SUMMARY STATEMENT OF EXPENDITURES
12 MONTH PERIOD ENDING JUNE 30, 1979

ACCOUNT NO.	AGENCY	PERSONNEL COSTS	OTHER OPERATING EXPENDITURES	CAPITAL OUTLAY	TRUSTEE & BENEFIT PAYMENTS	DEBT SERVICE AND REDEMPTION	TOTAL EXPENDITURES	PRIOR YEAR CANCELLED WARRANTS
AGENCY:	010200							
	BUDGET POLICY PLANNING DIVISION							
1101	General Account	935,992	272,907	13,159	8,381		1,230,440	7-
1104	Interagency Credits	4,000	4,400				8,400	
1305	Urban Planning Project	194,663	226,328	2,462	1,744,312		2,167,766	
1306	State Planning Comm & Dev	120,558	48,959		214,341		383,656	
1360	Planning Commission	325,729	235,093	34,782	2,295,085		2,890,689	
1371	Idaho Criminal Justice Info Sys	31,541	34,720	16,702			82,964	
	AGENCY TOTALS	\$ 1,612,484	\$ 822,409	\$ 66,903	\$ 4,262,120		\$ 6,763,917	\$ 7-
AGENCY:	010301							
	GOVERNORS OFFICE							
1101	General Account	235,216	98,592	7,248	37,500		378,557	
1352	Pacific N.W. Reg. Comm	91,675	33,353	324			125,353	
4303	Inst. Trng. Allow	21,828	2,685				24,514	
	AGENCY TOTALS	\$ 348,720	\$ 134,632	\$ 7,572	\$ 37,500		\$ 528,425	
AGENCY:	010308							
	OFFICE OF ENERGY							
1101	General Account	85,700	39,645	3,915			129,261	
1392	Federal Energy Funds	142,228	331,482	1,885			475,596	
	AGENCY TOTALS	\$ 227,928	\$ 371,128	\$ 5,801			\$ 604,857	
AGENCY:	010309							
	TOURISM & INDUSTRIAL DEV.							
1101	General Account	178,333	357,968				536,302	
1105	Cash Receipts		372-				372-	
1352	Pacific N.W. Reg. Comm		4,634				4,634	
1361	Target - Ind Trade Crd	14,850	2,136				16,986	
3944	Travel Development		3,722		3,600		7,322	
	AGENCY TOTALS	\$ 193,183	\$ 368,089		\$ 3,600		\$ 564,873	
AGENCY:	010402							
	RETIREMENT SYSTEM							
9306	Public Employees Retirement	572,797	282,790	950			856,538	
9313	Public Employees Retirement Sp.				81,390,381		81,390,381	2,845-
9314	Supplemental Retirement				20,311		20,311	
	AGENCY TOTALS	\$ 572,797	\$ 282,790	\$ 950	\$ 81,410,692		\$ 82,267,231	\$ 2,845-
AGENCY:	012101							
	INVESTMENT BOARD							
1101	General Account	76,172	81,032	521			157,727	
1104	Interagency Credits	6,000	300	594			6,894	
6501	Charitable Insts				338,000		338,000	
6502	Normal School				514,000		514,000	
6503	Penitentiary				472,000		472,000	
6504	School of Science				1,177,000		1,177,000	
6505	State Hospital South				221,000		221,000	
6601	Agricultural College				171,000		171,000	
6701	University of Idaho				2,045,000		2,045,000	
	AGENCY TOTALS	\$ 82,172	\$ 81,332	\$ 1,115	\$ 4,938,000		\$ 5,102,621	

STATE OF IDAHO
SUMMARY STATEMENT OF EXPENDITURES
12 MONTHS PERIOD ENDING JUNE 30, 1979

ACCOUNT NO.	AGENCY	PERSONNEL COSTS	OTHER OPERATING EXPENDITURES	CAPITAL OUTLAY	TRUSTEE & BENEFIT PAYMENTS	DEBT SERVICE AND REDEMPTION	TOTAL EXPENDITURES	PRIOR YEAR CANCELLED WARRANTS
AGENCY:	012502							
	STATE INSURANCE FUND							
9309	Firemen's Retirement	17,494	25,870		1,534,728		1,578,094	
	AGENCY TOTALS	\$ 17,494	\$ 25,870		\$ 1,534,728		\$ 1,578,094	
AGENCY:	015003							
	EDUCATION COMMISSION							
1101	General Account	54	11,425				11,480	
	AGENCY TOTALS	\$ 54	\$ 11,425				\$ 11,480	
AGENCY:	016003							
	IDAHO OFFICE ON AGING							
1101	General Account	61,150	33,342		352,857		447,351	
1372	Senior Service Account				30,000		30,000	
1373	Economic Opportunity	176,977	504,967	635			682,581	
1374	Office on Aging				2,066,943		2,066,943	
	AGENCY TOTALS	\$ 238,128	\$ 538,310	\$ 635	\$ 2,449,801		\$ 3,226,876	
AGENCY:	016004							
	HUMAN RIGHTS COMMISSION							
1101	General Account	79,500	48,010	493			128,004	
1362	Human Rights - Federal	32,943	10,349		845		44,137	
	AGENCY TOTALS	\$ 112,443	\$ 58,359	\$ 493	\$ 845		\$ 172,142	
AGENCY:	016005							
	BLIND COMMISSION							
1101	General Account	115,000			187,660		302,660	14-
1105	Cash Receipts				15,607		15,607	
1368	Idaho Commission for Blind	377,992	128,265	7,647	58,440		572,346	14-
	AGENCY TOTALS	\$ 492,992	\$ 128,265	\$ 7,647	\$ 261,708		\$ 890,613	\$ 28-
AGENCY:	017001							
	MILITARY DIVISION							
1101	General Account	550,920	518,939	40,659	9,386		1,119,905	
1263	Adjutant General Receipts	519,332	522,494				1,041,826	
1269	Disaster Services	107,890	27,044				134,935	
1274	Governor's Emergency Account	11,687	4,687				16,374	
2261	Armory Construction		11,197	76,482			87,679	
3918	Civil Defense Federal Contrb				722,890		722,890	
	AGENCY TOTALS	\$ 1,189,829	\$ 1,084,363	\$ 117,142	\$ 732,277		\$ 3,123,612	
AGENCY:	018005							
	WOMEN'S PROGRAM COMMISSION							
1101	General Account	2,252	9,065				11,317	
	AGENCY TOTALS	\$ 2,252	\$ 9,065				\$ 11,317	
	DEPARTMENT TOTALS	\$ 5,090,483	\$ 3,916,045	\$ 208,262	\$ 95,631,274		\$ 104,846,065	\$ 2,881-

STATE OF IDAHO
SUMMARY STATEMENT OF EXPENDITURES
12 MONTHS PERIOD ENDING JUNE 30, 1979

ACCOUNT NO.	AGENCY	PERSONNEL COSTS	OTHER OPERATING EXPENDITURES	CAPITAL OUTLAY	TRUSTEE & BENEFIT PAYMENTS	DEBT SERVICE AND REDEMPTION	TOTAL EXPENDITURES	PRIOR YEAR CANCELLED WARRANTS
AGENCY:	030000							
	ADMINISTRATION DEPARTMENT							
1101	General Account	448,299	669,584	46,131			1,164,015	
1104	Interagency Credits	1,513,541	1,760,286	570,085	2,581,799		6,425,713	3- 3,053-
1392	Federal Energy Funds	17,950	24,337	486			42,774	
2201	Permanent Building Account	274,928	85,949	8,585,650			8,946,529	
9303	Industrial Special Indemnity	18,765	43,211	149	86,654		148,781	
9305	Surplus Property Agency	127,576	53,580	119			181,275	
9311	Retained Risk Account	63,716	16,463		945,525		1,025,706	74-
9315	Group Insurance Account	40,528	22,183		12,343,643		12,406,354	
9316	Treasurer's Suspense		52,000				52,000	
	AGENCY TOTALS	\$ 2,505,306	\$ 2,727,598	\$ 9,202,622	\$ 15,957,624		\$ 30,393,151	\$ 3,131-
AGENCY:	030401							
	PERSONNEL COMMISSION							
1104	Interagency Credits		1,748				1,748	
1268	Personnel Commission	801,974	198,581	3,090			1,003,645	
	AGENCY TOTALS	\$ 801,974	\$ 200,329	\$ 3,090			\$ 1,005,394	
	DEPARTMENT TOTALS	\$ 3,307,281	\$ 2,927,928	\$ 9,205,712	\$ 15,957,624		\$ 31,398,546	\$ 3,131-
AGENCY:	047501							
	STATE TAX COMMISSION							
1101	General Account	3,727,600	1,647,842	25,037	2,914,968		8,315,448	
1105	Cash Receipts		9,629				9,629	
1264	State Income Tax Refund		47,207,967				47,207,967	105,048-
1265	Sales Tax		205,853		25,537,759		25,743,612	34-
2265	Motor Fuels Refund		2,414,205				2,414,205	377-
3818	Abandon Property Trust		16,412				16,412	
3902	Escheat Suspense		255				255	
3905	Highways Suspense	147,852	52,088	500			200,440	
3912	Hotel Motel Tax Suspense				73,650		73,650	
3913	Income Tax Suspense		6,576				6,576	75-
3927	Inheritance Tax - Refund		216,172				216,172	
3935	Inheritance Tax - Co				331,928		331,928	
	AGENCY TOTALS	\$ 3,875,452	\$ 51,777,003	\$ 25,537	\$ 28,858,306		\$ 84,536,299	\$ 105,535-
AGENCY:	047503							
	TAX APPEALS BOARD							
1101	General Account	30,408	8,488	1,395			40,292	
	AGENCY TOTALS	\$ 30,408	\$ 8,488	\$ 1,395			\$ 40,292	
	DEPARTMENT TOTALS	\$ 3,905,860	\$ 51,785,492	\$ 26,932	\$ 28,858,306		\$ 84,576,592	\$ 105,535-

STATE OF IDAHO
SUMMARY STATEMENT OF EXPENDITURES
12 MONTHS PERIOD ENDING JUNE 30, 1979

ACCOUNT NO.	AGENCY	PERSONNEL COSTS	OTHER OPERATING EXPENDITURES	CAPITAL OUTLAY	TRUSTEE & BENEFIT PAYMENTS	DEBT SERVICE AND REDEMPTION	TOTAL EXPENDITURES	PRIOR YEAR CANCELLED WARRANTS
AGENCY:	050000							
	FINANCE DEPARTMENT							
1101	General Account	491,546	102,873	1,570			596,169	
3919	Finance Suspense		2,075				2,075	
	AGENCY TOTALS	\$ 491,546	\$ 104,948	\$ 1,750			\$ 598,244	
	DEPARTMENT TOTALS	\$ 491,546	\$ 104,948	\$ 1,750			\$ 598,244	
AGENCY:	062006							
	DEPARTMENT OF INSURANCE							
1101	General Account	359,686	120,141	5,010			484,838	
3928	Department of Insurance Suspense		2,474				2,474	
	AGENCY TOTALS	\$ 359,686	\$ 122,616	\$ 5,010			\$ 487,312	
	DEPARTMENT TOTALS	\$ 359,686	\$ 122,616	\$ 5,010			\$ 487,312	
AGENCY:	070000							
	LABOR AND INDUSTRIAL SERVICES							
1101	General Account	383,534	82,739	21,741			488,014	
1105	Cash Receipts		91				91	
1231	Electrical Board	784,671	185,630	10,914			981,216	
1233	State Plumbing Board	354,613	32,504	5,594	2,738		395,450	
1271	Idaho Building Code	377,950	99,084	9,088			486,123	
3923	Labor & Industrial Services Sus		8,191				8,191	
3930	Wage and Hour Suspense				8,608		8,608	
	AGENCY TOTALS	\$ 1,900,769	\$ 408,241	\$ 47,338	\$ 11,346		\$ 2,367,696	
	DEPARTMENT TOTALS	\$ 1,900,769	\$ 408,241	\$ 47,338	\$ 11,346		\$ 2,367,696	
AGENCY:	081001							
	AGRICULTURE DEPARTMENT							
1101	General Account	1,311,663	507,372	38,417			1,857,453	125-
1203	Agriculture Inspection	186,112	55,264	156	2,478		244,010	27-
1206	Bee Inspections	4,597	4,394				8,992	
1207	Fresh Fruit & Vegetable Insp	3,023,971	179,552	8,489	151,146		3,363,158	
1208	Public Livestock Market	1,934	194				2,128	
1209	Sheep Commission	44,287	61,827	202			106,317	
1210	Commercial Feed & Fertilizer	117,202	37,846	5,262			160,312	
1211	Pesticide	57,568	13,420				70,988	
1212	Livestock Disease Control	180,233	115,489	12,824			308,547	
1213	Dairy Industry & Inspection	103,552	30,178				133,731	
1214	Honey Advertising	6	2,223				2,230	
1216	Egg Inspection	30,176	8,404				38,580	
1308	Meat Inspection Federal	540,177	73,985				614,163	
1309	Plant Federal	14,325	14,120	39	48,134		76,620	
1310	Wheat Statistics	668	295				964	
1311	Compliance Federal	67,280	14,437	134			81,851	
1396	Ag Adm Building Grant		36,846	1,054,815			1,091,662	
2218	Idaho Prune Advt. Dev	61	4,332				4,394	
3926	Agriculture Suspense		43,418				43,418	20-

STATE OF IDAHO
SUMMARY STATEMENT OF EXPENDITURES
12 MONTHS PERIOD ENDING JUNE 30, 1979

ACCOUNT NO.	AGENCY	PERSONNEL COSTS	OTHER OPERATING EXPENDITURES	CAPITAL OUTLAY	TRUSTEE & BENEFIT PAYMENTS	DEBT SERVICE AND REDEMPTION	TOTAL EXPENDITURES	PRIOR YEAR CANCELLED WARRANTS
AGENCY:	081001							
	AGRICULTURE DEPARTMENT (continued)							
9312	Rural Rehabilitation Account	5,624	75		58,000		63,700	
	AGENCY TOTALS	\$ 5,689,445	\$ 1,203,682	\$ 1,120,342	\$ 259,758		\$ 8,273,228	\$ 172-
	DEPARTMENT TOTALS	\$ 5,689,445	\$ 1,203,682	\$ 1,120,342	\$ 259,758		\$ 8,273,228	\$ 172-
AGENCY:	091101							
	APPLE COMMISSION						44,209	
2216	Idaho Apple Commission	57	44,151				44,209	
	AGENCY TOTALS	\$ 57	\$ 44,151					
AGENCY:	091102							
	IDAHO BEAN COMMISSION						105,401	
2217	Idaho Bean Market & Promotion	35,528	69,112	760			105,401	
	AGENCY TOTALS	\$ 35,528	\$ 69,112	\$ 760				
AGENCY:	091104							
	IDAHO CHERRY COMMISSION						6,608	
2215	Cherry Commission Account	19	6,589				6,608	
	AGENCY TOTALS	\$ 19	\$ 6,589					
AGENCY:	091105							
	DAIRY PRODUCTS COMMISSION						858,673	
2214	Idaho Dairy Products Comm.	99,380	758,369	922			858,673	
	AGENCY TOTALS	\$ 99,380	\$ 758,369	\$ 922				
AGENCY:	091106							
	POTATO COMMISSION						11,229	
2229	Idaho Potato Commission		11,229				11,229	
	AGENCY TOTALS		\$ 11,229					
AGENCY:	091108							
	WHEAT COMMISSION						509,143	
1226	Idaho Wheat Commission	68,347	438,967	1,828			509,143	
	AGENCY TOTALS	\$ 68,347	\$ 438,967	\$ 1,828				
AGENCY:	092008							
	ATHLETIC COMMISSION						6,495	
1101	General Account		6,495				1,216	
1220	Athletic Commission		1,216				7,711	
	AGENCY TOTALS		\$ 7,711					
AGENCY:	092102							
	PHARMACY BOARD						57,114	
1101	General Account	48,814	8,300				117,700	
1227	State Pharmacy Board	83,230	33,169	1,300			12,795	
1236	Tri-Prescription Program		12,711	83			5,376	
1301	Federally Fund Inspection	976	4,400				192,986	
	AGENCY TOTALS	\$ 133,022	\$ 58,580	\$ 1,383				

STATE OF IDAHO
SUMMARY STATEMENT OF EXPENDITURES
12 MONTHS PERIOD ENDING JUNE 30, 1979

ACCOUNT NO.	AGENCY	PERSONNEL COSTS	OTHER OPERATING EXPENDITURES	CAPITAL OUTLAY	TRUSTEE & BENEFIT PAYMENTS	DEBT SERVICE AND REDEMPTION	TOTAL EXPENDITURES	PRIOR YEAR CANCELLED WARRANTS
AGENCY:	092103							
	ACCOUNTANCY BOARD						61,938	
2247	State Board of Accountancy	24,551	36,624	761			61,938	
	AGENCY TOTALS	24,551	36,624	761				
AGENCY:	092105							
	DENTISTRY BOARD						45,277	
2249	Idaho State Dental Board	19,276	25,889	112			45,277	
	AGENCY TOTALS	19,276	25,889	112				
AGENCY:	092107							
	ENGINEERING EXAMINERS BOARD						95,575	17-
2243	Professional Engineers	41,776	52,155	1,644			95,575	17-
	AGENCY TOTALS	41,776	52,155	1,644				
AGENCY:	092110							
	MEDICINE BOARD						116,104	
2239	State Board of Medicine	74,929	35,615	5,559			116,104	
	AGENCY TOTALS	74,929	35,615	5,559				
AGENCY:	092111							
	NURSING BOARD						166,181	
2246	Board of Nursing	104,565	60,527	1,089			166,181	
	AGENCY TOTALS	104,565	60,527	1,089				
AGENCY:	092112							
	OCCUPATIONAL LICENSE BUREAU						238,305	
2236	Occupational License Bureau	143,263	86,503	8,538			1,344	
3915	Occupational License Bureau Sp.		1,344				239,649	
	AGENCY TOTALS	143,263	87,847	8,538				
AGENCY:	092114							
	PUBLIC WORKS CONTRACTORS BOARD						92,562	
2244	Contractors State License Board	67,139	24,200	1,222			92,562	
	AGENCY TOTALS	67,139	24,200	1,222				
AGENCY:	092115							
	REAL ESTATE COMMISSION						315,212	
2237	Idaho Real Estate	181,821	124,817	8,573			145,721	
2238	Real Estate Ed., Res & Rec	63,845	79,649	2,225			4,038	
3942	Real Estate Ed Suspense		4,038				464,972	
	AGENCY TOTALS	245,666	208,506	10,799				
AGENCY:	092116							
	PROFESSIONAL GEOLOGIST BOARD						11,894	
2252	Registered Geologist Board	6,642	5,162	88			11,894	
	AGENCY TOTALS	6,642	5,162	88				

STATE OF IDAHO
SUMMARY STATEMENT OF EXPENDITURES
12 MONTHS PERIOD ENDING JUNE 30, 1979

ACCOUNT NO.	AGENCY	PERSONNEL COSTS	OTHER OPERATING EXPENDITURES	CAPITAL OUTLAY	TRUSTEE & BENEFIT PAYMENTS	DEBT SERVICE AND REDEMPTION	TOTAL EXPENDITURES	PRIOR YEAR CANCELLED WARRANTS
AGENCY:	092117							
	OPTOMETRY BOARD						6,447	
2241	Optometry Board	1,090	5,356				6,447	
	AGENCY TOTALS	\$ 1,090	\$ 5,356				\$ 6,447	
AGENCY:	092119							
	CERTIFIED SHORTHAND REPORTERS						4,534	
2211	Certified Shorthand Reporters		4,170	364			4,534	
	AGENCY TOTALS		\$ 4,170	\$ 364			\$ 4,534	
AGENCY:	093102							
	OUTFITTERS AND GUIDES BOARD						72,170	
2250	Outfitters and Guides	52,039	19,827	303			4,532	
3938	Outfitters and Guides Suspense		4,532				76,702	
	AGENCY TOTALS	\$ 52,039	\$ 24,360	\$ 303			\$ 76,702	
	DEPARTMENT TOTALS	\$ 1,117,296	\$ 1,965,127	\$ 35,379			\$ 3,117,803	\$ 17-
AGENCY:	100000							
	CORRECTIONS						6,397,147	12-
1101	General Account	4,364,740	1,845,630	186,776			141,453	
1105	Cash Receipts		133,014	8,439			9,345	
1356	WIN - On the Job Training	9,345					147,062	
1365	Pen - LEP and LEPC	69,083	76,178	1,800			103,238	
1376	State & Local Fiscal Assis Ac	103,238					26,467	
1377	Pen - E.S.E.A. Grant	17,057	9,410				23,122	
4303	Inst. Training Allowance	20,245	2,876				358,000	
7501	Penitentiary Income		358,000				7,205,836	12-
	AGENCY TOTALS	\$ 4,583,710	\$ 2,425,110	\$ 197,015			\$ 7,205,836	\$ 12-
	DEPARTMENT TOTALS	\$ 4,583,710	\$ 2,425,110	\$ 197,015			\$ 7,205,836	\$ 12-
AGENCY:	110000							
	LAW ENFORCEMENT						1,924,146	1,214-
1101	General Account	1,146,078	657,322	120,746			9,800	
1105	Cash Receipts	7,200	2,600				336,911	37-
1270	Liquor Law Enforcement	258,324	63,133	15,453			895,299	73-
2245	State Brand Inspector	748,401	120,107	26,791			161,385	50-
2248	Idaho Horse Racing	89,209	71,272	904			9,130,413	38-
2264	Motor Vehicle Account	6,564,512	2,228,641	337,259			598,500	
2267	ASAP	424,200	123,800	50,500			110,074	
2269	Medicaid Anti-Fraud	75,595	25,798	8,681			302,805	
2306	55 MPH Compliance Pr	137,972	55,358	109,475			85,554	
2307	Law Enforcement Training	17,663	25,777	42,113			265	
3801	Unclaimed Animal Proceeds		265				450	
3901	Horse Racing Suspense		450				230,163	1,104-
3903	Motor Carrier Suspense		230,163				750	
3910	Liquor Law Enforcement S		750				15,319	
3917	Narcotics Forfeiture		11,975	3,344				

STATE OF IDAHO
SUMMARY STATEMENT OF EXPENDITURES
12 MONTH PERIOD ENDING JUNE 30, 1979

ACCOUNT NO.	AGENCY	PERSONNEL COSTS	OTHER OPERATING EXPENDITURES	CAPITAL OUTLAY	TRUSTEE & BENEFIT PAYMENTS	DEBT SERVICE AND REDEMPTION	TOTAL EXPENDITURES	PRIOR YEAR CANCELLED WARRANTS
AGENCY:	110000							
	LAW ENFORCEMENT (continued)							
3920	Brand Suspense				188,191		188,191	
	AGENCY TOTALS	\$ 9,469,156	\$ 3,617,415	\$ 715,268	\$ 188,191		\$ 13,990,031	\$ 2,518-
	DEPARTMENT TOTALS	\$ 9,469,156	\$ 3,617,415	\$ 715,268	\$ 188,191		\$ 13,990,031	\$ 2,518-
AGENCY:	120500							
	STATE BOARD EDUCATION						3,677,354	
1101	General Account	533,255	364,287	26,367	2,753,443		400	
1105	Cash Receipts		400				206,024	
1275	SEPARS	196,764	9,154	105			48,012	
1326	Post Sec Ed Comm	24,481	12,078		11,453		205,792	
1327	State Student Inc Gr				205,792		1,716	
1384	State Student Fin Asst		1,013		702		117,823	
1385	Title I Higher Education	6,260	862		110,700		1,345	
1386	Higher Education Facilities Act		1,345				9,953	
1387	Inst Match Sig				9,953		295,161	
1394	HEW Equipment Grant				295,161		4,563,583	
	AGENCY TOTALS	\$ 760,762	\$ 389,141	\$ 26,472	\$ 3,387,207			
AGENCY:	121000							
	EDUCATION DEPARTMENT						1,519,457	
1101	General Account	855,610	297,121	5,007	361,717		43,623	
1105	Cash Receipts	27,525	16,097				41,240	
1240	Professional Practices Comm	13,111	27,403		725		966,190	
1243	Drivers Training	63,267	12,995	406	889,520		128,775	22-
1244	Commodity Dist		128,775				180,095	
1317	Indian Education		4,752		174,743		12,867,324	10-
1318	Ele Sec Ed Account	978,468	463,266	3,358	11,422,230		75,557	
1321	Veterans Approval	59,407	16,083	66			417,449	
1322	Adult Basic Education	59,863	14,339		343,246		6,902,135	
1323	Food Service	84,256	26,689	1,624	6,789,564		74,824	121-
1325	Drivers Retraining	34,612	37,515	2,469	227		178,375	600-
1329	Specialed - Teacher Training	16,164	52,134		110,075		88,057	
1346	D & B Public Law 89-10		4,057		84,000		1,271	
3925	Department of Education Suspense		1,271				23,484,378	754-
	AGENCY TOTALS	\$ 2,192,288	\$ 1,102,505	\$ 13,532	\$ 20,176,052			
AGENCY:	121500							
	PUBLIC SCHOOL SUPPORT						131,620,241	
7401	Public School Income				131,620,241		131,620,241	
	AGENCY TOTALS				\$ 131,620,241			
AGENCY:	122000							
	DEAF AND BLIND SCHOOL						1,852,108	
1101	General Account	1,576,334	245,473	30,300			17,971	
1105	Cash Receipts		17,971				3,894	
1245	Deaf and Blind Track				3,894		237,207	
1346	Deaf & Blind Public Law 89-10	187,981	27,678	21,547			23,682	
7503	State School for D & B Income		23,682				2,134,865	
	AGENCY TOTALS	\$ 1,764,316	\$ 314,802	\$ 55,742				

STATE OF IDAHO
SUMMARY STATEMENT OF EXPENDITURES
12 MONTHS PERIOD ENDING JUNE 30, 1979

ACCOUNT NO.	AGENCY	PERSONNEL COSTS	OTHER OPERATING EXPENDITURES	CAPITAL OUTLAY	TRUSTEE & BENEFIT PAYMENTS	DEBT SERVICE AND REDEMPTION	TOTAL EXPENDITURES	PRIOR YEAR CANCELLED WARRANTS
AGENCY:	123000							
	VOCATIONAL EDUCATION						10,548,958	
1101	General Account	703,150	147,006	13,877	9,684,925		71,356	
1324	Education Professional Dev		533		70,822		2,501,480	
1330	Vocational Ed Act-63	48,371	16,382	5,593	2,431,134		466,053	
1331	C.E.T.A.	73,046	18,837	117	374,052		62,926	
1341	Vocational Ed Advisory Council	38,729	24,197				38,623	
1342	St Occup Inf Cor Com	30,607	6,718	1,297				
	AGENCY TOTALS	\$ 893,904	\$ 213,675	\$ 20,884	\$ 12,560,934		\$ 13,689,399	
AGENCY:	123500							
	EASTERN IDAHO VO-TECH SCHOOL						1,262,053	246-
2256	Idaho Falls Area Vo Ed	880,067	232,554	149,432			1,262,053	246-
	AGENCY TOTALS	\$ 880,067	\$ 232,554	\$ 149,432				
AGENCY:	124010							
	COLLEGE SOUTHERN IDAHO				1,871,500		1,871,500	
1242	Junior College Account				1,871,500		1,871,500	
	AGENCY TOTALS							
AGENCY:	124020							
	NORTH IDAHO COLLEGE				1,593,300		1,593,300	
1242	Junior College Account				1,593,300		1,593,300	
	AGENCY TOTALS							
AGENCY:	125010							
	BOISE STATE UNIVERSITY						15,922,997	142-
1101	General Account	12,769,877	2,129,234	1,023,885			2,823,503	
1105	Cash Receipts	2,419,552	278,297	125,654			2,222,850	
1931	BSU Payroll Suspense	2,222,850						
	AGENCY TOTALS	\$ 17,412,280	\$ 2,407,531	\$ 1,149,540			\$ 20,969,352	\$ 142-
AGENCY:	125020							
	IDAHO STATE UNIVERSITY						15,958,991	209-
1101	General Account	11,035,855	3,527,366	1,395,769			4,638,697	
1105	Cash Receipts	4,638,697					226,400	
7507	ISU University Income	226,400					486,000	
7508	ISU Univ. Teach. Trng.	486,000						
	AGENCY TOTALS	\$ 16,386,952	\$ 3,527,366	\$ 1,395,769			\$ 21,310,088	\$ 209-
AGENCY:	125030							
	UNIVERSITY OF IDAHO						23,528,717	
1101	General Account	18,934,400	3,426,595	1,167,721			580,000	
7511	University of Idaho Income				580,000		354,000	
7512	Agric. College Income				354,000		982,000	
7513	School of Science Income				982,000			
	AGENCY TOTALS	\$ 18,934,400	\$ 3,426,595	\$ 1,167,721	\$ 1,916,000		\$ 25,444,717	

STATE OF IDAHO
SUMMARY STATEMENT OF EXPENDITURES
12 MONTHS PERIOD ENDING JUNE 30, 1979

ACCOUNT NO.	AGENCY	PERSONNEL COSTS	OTHER OPERATING EXPENDITURES	CAPITAL OUTLAY	TRUSTEE & BENEFIT PAYMENTS	DEBT SERVICE AND REDEMPTION	TOTAL EXPENDITURES	PRIOR YEAR CANCELLED WARRANTS
AGENCY:	125050							
	LEWIS-CLARK COLLEGE							
1101	General Account	1,885,259	551,701	171,089			2,608,051	171-
1105	Cash Receipts	140,200	7,700	11,000			158,900	
1241	Lewis-Clark School Voc Ed	878,399	174,473	51,129			1,104,002	
1932	Lewis-Clark Payroll Suspense	447,604					447,604	49-
7505	Lewis-Clark Normal School In	456,955					456,955	
	AGENCY TOTALS	\$ 3,808,418	\$ 733,875	\$ 233,218			\$ 4,775,513	\$ 221-
AGENCY:	125531							
	AGRICULTURAL RESEARCH							
1101	General Account	3,346,551	579,178	440,547			4,366,277	138-
	AGENCY TOTALS	\$ 3,346,551	\$ 579,178	\$ 440,547			\$ 4,366,277	\$ 138-
AGENCY:	125532							
	COOPERATIVE EXT SERVICE							
1101	General Account	2,758,100	31,000	7,926			2,797,026	
	AGENCY TOTALS	\$ 2,758,100	\$ 31,000	\$ 7,926			\$ 2,797,026	
AGENCY:	125533							
	SHORT TERM APP RES							
1101	General Account	40,106	23,539	547			64,194	
	AGENCY TOTALS	\$ 40,106	\$ 23,539	\$ 547			\$ 64,194	
AGENCY:	125534							
	FOREST UTILITY RES							
1101	General Account	152,492	33,955	10,335			196,783	
	AGENCY TOTALS	\$ 152,492	\$ 33,955	\$ 10,335			\$ 196,783	
AGENCY:	125541							
	WSU-NW College Vet. Med.							
1101	General Account	632,985	100,607	12,430			746,023	
	AGENCY TOTALS	\$ 632,985	\$ 100,607	\$ 12,430			\$ 746,023	
AGENCY:	125542							
	WAMI Medical Program							
1101	General Account	198,264	39,569	7,618	1,118,670		1,364,122	
	AGENCY TOTALS	\$ 198,264	\$ 39,569	\$ 7,618	\$ 1,118,670		\$ 1,364,122	
AGENCY:	126000							
	STATE LIBRARY							
1101	General Account	441,244	160,496	114,689	443,508		1,159,938	
1105	Cash Receipts		1,830	4,028	2,988		8,847	
1339	Library Service Act	20,073	841		431,343		452,257	
	AGENCY TOTALS	\$ 461,317	\$ 163,168	\$ 118,718	\$ 877,840		\$ 1,621,044	

STATE OF IDAHO
SUMMARY STATEMENT OF EXPENDITURES
12 MONTHS PERIOD ENDING JUNE 30, 1979

ACCOUNT NO.	AGENCY	PERSONNEL COSTS	OTHER OPERATING EXPENDITURES	CAPITAL OUTLAY	TRUSTEE & BENEFIT PAYMENTS	DEBT SERVICE AND REDEMPTION	TOTAL EXPENDITURES	PRIOR YEAR CANCELLED WARRANTS
AGENCY:	126500							
	HISTORICAL SOCIETY						510,815	
1101	General Account	393,885	100,044	12,114	4,771		630,593	
1375	Historical Preservation	116,859	368,977	9,844	134,912		82,120	
9304	State Historical Society Acct	26,350	48,987	6,781			1,223,529	
	AGENCY TOTALS	\$ 537,096	\$ 518,009	\$ 28,740	\$ 139,683			
AGENCY:	127000							
	VOCATIONAL REHABILITATION						1,553,917	116-
1101	General Account				1,553,917		286,969	
1105	Cash Receipts	1,912,605	507,650	21,902	286,969		3,932,094	5-
1334	Vocational Rehabilitation				1,489,937		4,999	
1388	Federal Third Party				10,649		10,649	
1389	Vocational Rehab Medicare						5,788,630	121-
	AGENCY TOTALS	\$ 1,912,605	\$ 507,650	\$ 21,902	\$ 3,346,472			
AGENCY:	127500							
	DISABILITY DETERMINATIONS						806,276	47-
1333	Federal Disability Determin	468,895	109,656	6,192	221,532		806,276	47-
	AGENCY TOTALS	\$ 468,895	\$ 109,656	\$ 6,192	\$ 221,532			
	DEPARTMENT TOTALS	\$ 73,541,804	\$ 14,454,387	\$ 4,867,275	\$ 178,829,433		\$ 271,692,901	\$ 1,881-
AGENCY:	134001							
	PUBLIC HEALTH DISTRICT I						1,202,629	1,508-
3820	Public Health Trust Account	883,649	192,705	82,697	43,577		1,202,629	1,508-
	AGENCY TOTALS	\$ 883,649	\$ 192,705	\$ 82,697	\$ 43,577			
AGENCY:	134002							
	PUBLIC HEALTH DISTRICT II						915,533	
3820	Public Health Trust Account	721,061	152,456	40,043	1,972		915,533	
	AGENCY TOTALS	\$ 721,061	\$ 152,456	\$ 40,043	\$ 1,972			
AGENCY:	134003							
	PUBLIC HEALTH DISTRICT III						793,981	
3820	Public Health Trust Account	655,933	131,619	6,428			793,981	
	AGENCY TOTALS	\$ 655,933	\$ 131,619	\$ 6,428				
AGENCY:	134004							
	PUBLIC HEALTH DISTRICT IV						2,227,310	16-
3820	Public Health Trust Account	1,581,791	519,438	99,997	26,082		2,227,310	16-
	AGENCY TOTALS	\$ 1,581,791	\$ 519,438	\$ 99,997	\$ 26,082			
AGENCY:	134005							
	PUBLIC HEALTH DISTRICT V						813,192	
3820	Public Health Trust Account	677,634	127,299	5,921	2,336		813,192	
	AGENCY TOTALS	\$ 677,634	\$ 127,299	\$ 5,921	\$ 2,336			

STATE OF IDAHO
SUMMARY STATEMENT OF EXPENDITURES
12 MONTHS PERIOD ENDING JUNE 30, 1979

ACCOUNT NO.	AGENCY	PERSONNEL COSTS	OTHER OPERATING EXPENDITURES	CAPITAL OUTLAY	TRUSTEE & BENEFIT PAYMENTS	DEBT SERVICE AND REDEMPTION	TOTAL EXPENDITURES	PRIOR YEAR CANCELLED WARRANTS
AGENCY:	134006							
	PUBLIC HEALTH DISTRICT VI							
3820	Public Health Trust Account	1,314,620	328,039	44,836	31,243		1,718,739	
	AGENCY TOTALS	\$ 1,314,620	\$ 328,039	\$ 44,836	\$ 31,243		\$ 1,718,739	
AGENCY:	134007							
	PUBLIC HEALTH DISTRICT VII							
3820	Public Health Trust Account	861,429	336,358	6,165	12,356		1,216,309	
	AGENCY TOTALS	\$ 861,429	\$ 336,358	\$ 6,165	\$ 12,356		\$ 1,216,309	
AGENCY:	136001							
	HEALTH AND WELFARE							
3821	Co-op Welfare	44,170,458	18,699,786	1,527,415	79,946,220		144,343,880	20,069-
3822	1970 Water Pollution Control				1,272,606		1,272,606	
3823	Central Tumor Registration				62,288		62,288	
3824	Alcoholism Treatment	368,081	468,904	2,446	335,984		1,175,417	
7504	State Youth Service Center Inc		191,997				191,997	
7509	State Hospital South Income		381,987				381,987	505-
7510	Idaho Veterans Home Income		114,493				114,493	
7516	State Hospital North Income		175,220				175,220	
	AGENCY TOTALS	\$ 44,538,539	\$ 20,032,390	\$ 1,529,862	\$ 81,617,098		\$ 147,717,891	\$ 20,574-
	DEPARTMENT TOTALS	\$ 51,234,661	\$ 21,820,307	\$ 1,815,952	\$ 81,734,667		\$ 156,605,587	\$ 22,098-
AGENCY:	140403							
	EMPLOYMENT DEPARTMENT							
4301	Employment Security Agency Adm	13,295,002	2,525,689	845,504	22,636,524		39,302,721	5,002-
4302	Employment Security - Adm & Reimb		12,000	8,750			20,750	
9201	Employment Security - Clearing Act				40,473		40,473	36-
	AGENCY TOTALS	\$ 13,295,002	\$ 2,537,689	\$ 854,254	\$ 22,676,998		\$ 39,363,945	\$ 5,038-
	DEPARTMENT TOTALS	\$ 13,295,002	\$ 2,537,689	\$ 854,254	\$ 22,676,998		\$ 39,363,945	\$ 5,038-
AGENCY:	152109							
	INDUSTRIAL COMMISSION							
1105	Cash Receipts	54,500	11,290				65,790	
9302	Industrial Adm	842,616	261,071	126,126			1,229,814	
	AGENCY TOTALS	\$ 897,116	\$ 272,361	\$ 126,126			\$ 1,295,605	
	DEPARTMENT TOTALS	\$ 897,116	\$ 272,361	\$ 126,126			\$ 1,295,605	
AGENCY:	163101							
	FISH AND GAME COMM							
2206	Fish and Game Account	5,817,764	2,566,851	1,762,973			10,147,589	211-
3904	Fish and Game Suspense	446	12,628	3,759			16,834	15-
	AGENCY TOTALS	\$ 5,818,211	\$ 2,579,480	\$ 1,766,732			\$ 10,164,424	\$ 226-
	DEPARTMENT TOTALS	\$ 5,818,211	\$ 2,579,480	\$ 1,766,732			\$ 10,164,424	\$ 226-

STATE OF IDAHO
SUMMARY STATEMENT OF EXPENDITURES
12 MONTHS PERIOD ENDING JUNE 30, 1979

ACCOUNT NO.	AGENCY	PERSONNEL COSTS	OTHER OPERATING EXPENDITURES	CAPITAL OUTLAY	TRUSTEE & BENEFIT PAYMENTS	DEBT SERVICE AND REDEMPTION	TOTAL EXPENDITURES	PRIOR YEAR CANCELLED WARRANTS
AGENCY:	173005							
	PARKS AND RECREATION							
1101	General Account	1,569,197	315,346	108,180			1,992,724	9-
1247	Rec Cap Improv Acct			456,810			456,810	
1249	Parks and Recreation	38,803	145,484				184,288	4-
1250	Waterways Improvement				292,176		292,176	
1252	Park Donation			2,893			2,893	
1253	Lava Hot Springs	190,307	110,322	21,295			321,926	
1258	Harriman State Park	2,991	11,580				14,572	
1260	Offroad Motor Vehicle	20,183	6,324		229,367		255,875	
1262	Motorbike Recreation		652				652	
1355	Parks Federal Account	102,938	54,603	143,705			301,247	2,262-
1370	Coast Guard Boat Safety				125,213		125,213	
1390	Federal Pass Thru Account				1,568,457		1,568,457	
1391	Federal Sur Charge Account	241,929					241,929	
	AGENCY TOTALS	\$ 2,166,350	\$ 644,315	\$ 732,885	\$ 2,215,215		\$ 5,758,766	\$ 2,276-
	DEPARTMENT TOTALS	\$ 2,166,350	\$ 644,315	\$ 732,885	\$ 2,215,215		\$ 5,758,766	\$ 2,276-
AGENCY:	180000							
	LANDS DEPARTMENT							
1101	General Account	2,633,753	1,405,076	115,099	260,344		4,414,273	
1105	Cash Receipts		3,805	1,704			5,509	
1248	Scaling Practices	66,449	11,436	842			78,728	
1254	Forest Range Project	4,343	3,083				7,427	2-
1255	Lands Commissioners Scale	232,083	26,975	11,698			270,756	
1256	Forest Management	434,494	293,457	23,609			751,561	
1277	U.S. Clarke McNary	764,595	86,230	56,822			907,648	2-
1281	Soil Erosion Control	11,397	134,447	4,844			150,689	
1282	Insect Disease Control	28,928	20,898	531			50,358	
1283	Site Restoration		40,737				40,737	
1284	Clearwater Potlatch TPA		977,398				977,398	
1285	South Idaho TPA		70,967				70,967	
1286	10% Grazing Lease	19,739	5,937	11,751			37,428	
1287	10% Recreation Lease	201	2,279				2,480	
1288	10% Timber	496,792	277,335	83,309			857,437	
1352	Pacific N.W. Reg. Comm	40,093	10,485	24			50,603	
1376	State & Local Facil Assis Ac		2,425				2,425	
1378	Lands Federal Account	236,460	163,510	77,103	63,448		540,521	
3804	Forest Product Trust				227,509		227,509	
3906	Land Commissioners Suspense				890,845		890,845	56-
3943	Slash Holdback Account		968		379,610		380,579	
	AGENCY TOTALS	\$ 4,969,332	\$ 3,537,455	\$ 387,341	\$ 1,821,758		\$ 10,715,888	\$ 62-
	DEPARTMENT TOTALS	\$ 4,969,332	\$ 3,537,455	\$ 387,341	\$ 1,821,758		\$ 10,715,888	\$ 62-

STATE OF IDAHO
SUMMARY STATEMENT OF EXPENDITURES
12 MONTHS PERIOD ENDING JUNE 30, 1979

ACCOUNT NO.	AGENCY	PERSONNEL COSTS	OTHER OPERATING EXPENDITURES	CAPITAL OUTLAY	TRUSTEE & BENEFIT PAYMENTS	DEBT SERVICE AND REDEMPTION	TOTAL EXPENDITURES	PRIOR YEAR CANCELLED WARRANTS
AGENCY:	193002							
	WATER RESOURCES							
1101	General Account	1,570,010	369,066	83,872	191,945		2,214,893	30-
1238	Water Administration	65,650	111,523				177,173	
1239	Watermaster Services	70,274	16,801				87,075	
1312	Water Resource Plan	36,750	9,870				46,620	
1313	PNRC Landstat Tech A	9,572	20,369				29,941	
1332	Corp of Engineer	39,735	11,455		8,509		59,701	
1335	Geo Research Dev	149,740	37,232	3,680	29,155		219,809	
1337	Water Right Inf Sys	36,839	25,188				62,028	
1338	State River Basin	27,500	15,000				42,500	
1343	Dam Safety Program	96,074	45,640	9,675			151,390	
1344	Priest Lake Outley	6,742	2,108	378,542			387,393	
1345	Federal Land Dev on Sr	10,000					10,000	
1381	Idaho Drought Comm	165	36		13,250		13,451	
1383	Drought Emergency	13,292	14,464	108,005	52,939		188,702	
3803	Water Resource Revl		7		214,100		214,107	
3909	Water Resources		5,010		72,059		77,069	
3945	Water Management Acc				345,000		345,000	
	AGENCY TOTALS	\$ 2,132,345	\$ 683,777	\$ 583,776	\$ 926,959		\$ 4,326,858	\$ 30-
	DEPARTMENT TOTALS	\$ 2,132,345	\$ 683,777	\$ 583,776	\$ 926,959		\$ 4,326,858	\$ 30-
AGENCY:	200000							
	IDAHO TRANSPORTATION DEPT							
1101	General Account	5,600	4,400				10,000	
2104	Interaccount	90,643	766,590				857,233	
2205	State Highway	26,659,074	15,828,940	58,043,754	148,735		100,680,504	791-
2221	Aeronautics	273,768	116,862	141,349	358,096		890,077	
2267	ASAP	12,970	2,083				15,053	
2308	Idaho Traffic Comm	93,522	29,261	88	1,147,418		1,270,291	
3905	Highways Suspense				26,958,078		26,958,078	715-
3922	Local Government Suspense		121,134				121,134	
	AGENCY TOTALS	\$ 27,135,578	\$ 16,869,273	\$ 58,185,192	\$ 28,612,328		\$ 130,802,374	\$ 1,507-
	DEPARTMENT TOTALS	\$ 27,135,578	\$ 16,869,273	\$ 58,185,192	\$ 28,612,328		\$ 130,802,374	\$ 1,507-
AGENCY:	210101							
	LIEUTENANT GOVERNOR							
1101	General Account	32,766	9,797	1,583			44,146	
	AGENCY TOTALS	\$ 32,766	\$ 9,797	\$ 1,583			\$ 44,146	
AGENCY:	210102							
	IDAHO ELECTRICAL CONSUMERS							
1395	Idaho Electrical Consumers	75,530	64,730	774	29,075		170,110	
	AGENCY TOTALS	\$ 75,530	\$ 64,730	\$ 774	\$ 29,075		\$ 170,110	
	DEPARTMENT TOTALS	\$ 108,297	\$ 74,527	\$ 2,357	\$ 29,075		\$ 214,257	

STATE OF IDAHO
SUMMARY STATEMENT OF EXPENDITURES
12 MONTHS PERIOD ENDING JUNE 30, 1979

ACCOUNT NO.	AGENCY	PERSONNEL COSTS	OTHER OPERATING EXPENDITURES	CAPITAL OUTLAY	TRUSTEE & BENEFIT PAYMENTS	DEBT SERVICE AND REDEMPTION	TOTAL EXPENDITURES	PRIOR YEAR CANCELLED WARRANTS
AGENCY:	220303							
	ATTORNEY GENERAL							
1101	General Account	787,281	274,015	11,284			1,072,582	
1104	Interagency Credits	666,314	61				666,375	
3939	Attorney General Suspense		4,375				4,375	
	AGENCY TOTALS	\$ 1,453,596	\$ 278,452	\$ 11,284			\$ 1,743,333	
	DEPARTMENT TOTALS	\$ 1,453,596	\$ 278,452	\$ 11,284			\$ 1,743,333	
AGENCY:	230305							
	STATE TREASURER							
1101	General Account	263,891	72,061	5,317			341,270	
3819	National Forest Reserve				11,807,164		11,807,164	
3916	County Fish & Game Suspense				41,650		41,650	
6401	Public School Endowment					249,784,022	249,784,022	
8101	Water Pollution Cntl Bnd S.F.					254,803	254,803	
8201	Water Pollution Cntl Bnd					20,061	20,061	
8801	Revenue Sharing					27,207,011	27,207,011	
8802	Anti-Recess Fiscal Ast					1,000,996	1,000,996	
9201	Employment Security - Clearing Act					44,189,375	44,189,375	
9202	Employment Security - Benefit Acct					39,882,009	39,882,009	
9302	Indus Adm					3,965,000	3,965,000	
9303	Indus Special Indemnity					2,245,025	2,245,025	
9304	State Historical Society Acct					172,000	172,000	
9306	Public Employees Retirement					209,483	209,483	
9309	Firemen's Retirement					9,973,168	9,973,168	
9311	Retained Risk Acct					4,680,000	4,680,000	
9314	Supplemental Retirement					489,870	489,870	
9315	Group Insurance Acct					36,410,655	36,410,655	
9316	Treasurer's Suspense				472,923	578,501	1,051,424	
9317	Public School Income Suspense					12,250,828	12,250,828	
9318	General Account Int Suspense					67,907	67,907	
9319	Brand Recording					107,249	107,249	
9320	School District Building					855	855	
	AGENCY TOTALS	\$ 263,891	\$ 72,061	\$ 5,317	\$ 12,321,738	\$ 433,488,825	\$ 446,151,833	
	DEPARTMENT TOTALS	\$ 263,891	\$ 72,061	\$ 5,317	\$ 12,321,738	\$ 433,488,825	\$ 446,151,833	
AGENCY:	240306							
	STATE AUDITOR							
1101	General Account	1,118,504	64,877	156,383	13,068,279		14,408,044	
1104	Interagency Credits	92,323	1,438,348	83,176			1,613,847	
2208	Election Campaign				108,541		108,541	
3934	Payroll Trust				15,938,008		15,938,008	
	AGENCY TOTALS	\$ 1,210,828	\$ 1,503,225	\$ 239,559	\$ 29,114,828		\$ 32,068,442	

STATE OF IDAHO
SUMMARY STATEMENT OF EXPENDITURES
12 MONTHS PERIOD ENDING JUNE 30, 1979

ACCOUNT NO.	AGENCY	PERSONNEL COSTS	OTHER OPERATING EXPENDITURES	CAPITAL OUTLAY	TRUSTEE & BENEFIT PAYMENTS	DEBT SERVICE AND REDEMPTION	TOTAL EXPENDITURES	PRIOR YEAR CANCELLED WARRANTS
AGENCY:	240311							
	ADMIN SOCIAL SECURITY TRUST							
	Social Security Trust		10		62,662,134		62,662,144	
	AGENCY TOTALS		10		62,662,134		62,662,144	
	DEPARTMENT TOTALS	\$ 1,210,828	\$ 1,503,235	\$ 239,559	\$ 91,776,963		\$ 94,730,586	
AGENCY:	250102							
	UNIFORM LAWS COMM							
1101	General Account		6,444				6,444	
	AGENCY TOTALS		6,444				6,444	
AGENCY:	250304							
	SECRETARY OF STATE							
1101	General Account	294,143	152,986	11,502			458,632	
1105	Cash Receipts		14,771				14,771	
3929	Secretary of State Suspense		27,803				27,803	55-
	AGENCY TOTALS	\$ 294,143	\$ 195,560	\$ 11,502			\$ 501,207	\$ 55-
AGENCY:	258003							
	ARTS AND HUMANITIES							
1101	General Account	57,426	11,813	1,374			70,615	
1105	Cash Receipts		12,630		1,125		13,755	
1369	Idaho Comm Arts & Humanities	20,165	113,536	272	244,012		377,986	
	AGENCY TOTALS	\$ 77,591	\$ 137,981	\$ 1,647	\$ 245,137		\$ 462,357	
AGENCY:	258012							
	IDAHO CODE COMMISSION							
2270	Idaho Code	212	187,942				188,155	
	AGENCY TOTALS	\$ 212	\$ 187,942				\$ 188,155	
	DEPARTMENT TOTALS	\$ 371,948	\$ 527,929	\$ 13,149	\$ 245,137		\$ 1,158,164	\$ 55-
AGENCY:	512003							
	PUBLIC UTILITIES COMM							
1101	General Account	158,466					158,466	
1232	Public Utilities Comm	776,857	502,698	22,384			1,301,940	
3907	PUC Commission Suspense	166	15,351				15,518	
	AGENCY TOTALS	\$ 935,489	\$ 518,050	\$ 22,384			\$ 1,475,924	
	DEPARTMENT TOTALS	\$ 935,489	\$ 518,050	\$ 22,384			\$ 1,475,924	
AGENCY:	710102							
	SENATE							
1102	Senate	318,387	231,220	2,816			552,425	
	AGENCY TOTALS	\$ 318,387	\$ 231,220	\$ 2,816			\$ 552,425	
	DEPARTMENT TOTALS	\$ 318,387	\$ 231,220	\$ 2,816			\$ 552,425	

STATE OF IDAHO
SUMMARY STATEMENT OF EXPENDITURES
12 MONTHS PERIOD ENDING JUNE 30, 1979

ACCOUNT NO.	AGENCY	PERSONNEL COSTS	OTHER OPERATING EXPENDITURES	CAPITAL OUTLAY	TRUSTEE & BENEFIT PAYMENTS	DEBT SERVICE AND REDEMPTION	TOTAL EXPENDITURES	PRIOR YEAR CANCELLED WARRANTS
AGENCY:	720102							
1103	HOUSE	528,718	405,320	4,544			938,583	
	House	528,718	405,320	4,544			938,583	
	AGENCY TOTALS	528,718	405,320	4,544			938,583	
	DEPARTMENT TOTALS	528,718	405,320	4,544			938,583	
AGENCY:	730000							
1101	LEGISLATIVE COUNCIL	251,730	257,748	9,078			518,557	
2205	General Account		1,213				1,213	
	State Highway	251,730	258,962	9,078			519,771	
	AGENCY TOTALS	251,730	258,962	9,078			519,771	
	DEPARTMENT TOTALS	251,730	258,962	9,078			519,771	
AGENCY:	740000							
1101	JOINT FINANCE APPROP CM	418,837	48,564	6,498			473,900	
1104	General Account	206,800					206,800	
1105	Interagency Credits	53,200	11,150				64,350	
	Cash Receipts	678,837	59,714	6,498			745,051	
	AGENCY TOTALS	678,837	59,714	6,498			745,051	
	DEPARTMENT TOTALS	678,837	59,714	6,498			745,051	
AGENCY:	810000							
1101	JUDICIAL BRANCH	4,798,993	642,414	36,352	25,000		5,502,760	52-
1105	General Account		19,791	189			19,980	
1367	Cash Receipts		8,591	3,719			12,310	
9301	Mag. Division of D.C. LEP				415,911		415,911	
	Judges Retirement	4,798,993	670,796	40,260	440,911		5,950,962	52-
	AGENCY TOTALS	4,798,993	670,796	40,260	440,911		5,950,962	52-
	DEPARTMENT TOTALS	4,798,993	670,796	40,260	440,911		5,950,962	52-
TOTAL GENERAL ACCOUNT EXPENDITURES		145,847,193						
TOTAL SPECIAL ACCOUNT EXPENDITURES		1,295,189,056						
TOTAL PRIOR YEAR CANCELLED WARRANTS		147,797-						

STATE OF IDAHO
SUMMARY OF APPROPRIATIONS - GENERAL ACCOUNT
JUNE 30, 1979

GOVERNMENT FUNCTIONS	OUTSTANDING ORDERS AT 07-01-78	ADDITIONS AUTHORIZED APPROP. 07-01-78 TO 06-30-79	TOTAL AVAILABLE	DEDUCTIONS		UNENCUMBERED APPROP. BALANCE 06-30-79
				TOTAL EXPENDITURES 07-01-78 TO 06-30-79	OUTSTANDING ORDERS AT 06-30-79	
Administrative Services	\$ 126,583	\$ 1,111,800	\$ 1,238,383	\$ 1,164,015	\$ 29,702	\$ 44,666
Agriculture	297,268	1,979,700	2,276,968	1,857,453	92,346	327,168
Corrections	94,833	6,610,400	6,705,233	6,397,147	305,224	2,861
Education	4,138,534	89,758,426	93,896,960	88,375,735	4,899,374	621,851
Elected Officials	224,442	16,581,879	16,806,321	16,401,736	145,810	258,774
Employment		500	500			500
Executive Orders		162,100	162,100	158,466		3,633
Finance	4,120	730,700	734,820	596,169	10,880	127,769
General Government	93,021	4,671,186	4,764,208	4,453,008	172,941	138,258
Insurance	320	522,000	522,320	484,838	37,453	29
Judicial	10,755	5,519,500	5,530,255	5,502,760	10,924	16,570
Labor & Industrial Services		555,000	555,000	488,014	9,555	57,430
Lands	111,992	4,674,700	4,786,692	4,414,273	104,723	267,696
Law Enforcement	27,926	2,060,700	2,088,626	1,924,146	140,637	23,842
Legislative	29,134	1,102,100	1,131,234	992,458	25,214	113,561
Parks and Recreation	137,317	2,115,000	2,252,317	1,992,724	181,412	78,181
Self Governing Agencies	732	83,400	84,132	63,609	2,298	17,224
Tax Administration	636,303	8,961,400	9,597,703	8,355,741	455,841	786,120
Transportation		10,000	10,000	10,000		
Water Resources	25,856	2,320,200	2,346,056	2,214,893	130,936	225
EXHIBIT TOTALS	\$ 5,959,143	\$ 149,530,692	\$ 155,489,835	\$ 145,847,193	\$ 6,756,275	\$ 2,886,367

STATE OF IDAHO
ANALYSIS OF GENERAL ACCOUNT APPROPRIATIONS
12 MONTHS PERIOD ENDING JUNE 30, 1979

AGENCY	FUNCTIONAL SUBDIVISION	OUTSTANDING ORDERS AT 07-01-78	ADDITIONS	TOTAL AVAILABLE	DEDUCTIONS	UNENCUMBERED APPROP. BALANCE 06-30-79
			AUTHORIZED APPROP. 07-01-78 TO 06-30-79		TOTAL EXPENDITURES 07-01-78 TO 06-30-79	
<u>GENERAL GOVERNMENT</u>						
010200	Budget, Policy Planning Division	8,713	1,324,900	1,333,613	1,230,440	57,933
010301	Governor's Office	500	393,000	393,500	378,557	1,843
010302	Governor El Trans Account	15,000		15,000		15,000
010308	Office of Energy	1,461	127,800	129,261	129,261	
010309	Tourism & Industrial Dev	29,785	528,600	558,385	536,302	7,551
012101	Investment Board	11,521	187,300	198,821	157,727	23,894
015003	Education Commission		15,000	15,000	11,480	3,519
016003	Idaho Office on Aging	1,511	458,300	459,811	447,351	382
016004	Human Rights Commission	205	133,500	133,705	128,004	157
016005	Blind Commission		303,300	303,300	302,660	639
017001	Military Division	22,106	1,184,486	1,206,592	1,119,905	26,618
018005	Women's Program Commission	2,216	15,000	17,216	11,317	718
	TOTALS	\$ 93,021	\$ 4,671,186	\$ 4,764,208	\$ 4,453,008	\$ 138,258
<u>ADMINISTRATIVE SERVICES</u>						
030000	Administration Department	126,583	1,111,800	1,238,383	1,164,015	44,666
	TOTALS	\$ 126,583	\$ 1,111,800	\$ 1,238,383	\$ 1,164,015	\$ 44,666
<u>TAX ADMINISTRATION</u>						
047501	State Tax Commission	636,303	8,918,000	9,554,303	8,315,448	783,013
047503	Tax Appeals Board		43,400	43,400	40,292	3,107
	TOTALS	\$ 636,303	\$ 8,961,400	\$ 9,597,703	\$ 8,355,741	\$ 786,120
<u>FINANCE</u>						
050000	Finance Department	4,120	730,700	734,820	596,169	127,769
	TOTALS	\$ 4,120	\$ 730,700	\$ 734,820	\$ 596,169	\$ 127,769
<u>INSURANCE</u>						
062006	Department of Insurance	320	522,000	522,320	484,838	29
	TOTALS	\$ 320	\$ 522,000	\$ 522,320	\$ 484,838	\$ 29
<u>LABOR AND INDUSTRIAL SERVICES</u>						
070000	Labor & Industrial Services		555,000	555,000	488,014	57,430
	TOTALS		\$ 555,000	\$ 555,000	\$ 488,014	\$ 57,430
<u>AGRICULTURE</u>						
081001	Agriculture Department	297,268	1,979,700	2,276,968	1,857,453	327,168
	TOTALS	\$ 297,268	\$ 1,979,700	\$ 2,276,968	\$ 1,857,453	\$ 327,168
<u>SELF GOVERNING AGENCIES</u>						
092008	Athletic Commission		6,500	6,500	6,495	4
092102	Pharmacy Board	732	76,900	77,632	57,114	17,219
	TOTALS	\$ 732	\$ 83,400	\$ 84,132	\$ 63,609	\$ 17,224

STATE OF IDAHO
ANALYSIS OF GENERAL ACCOUNT APPROPRIATIONS
12 MONTHS PERIOD ENDING JUNE 30, 1979

AGENCY	FUNCTIONAL SUBDIVISION	OUTSTANDING ORDERS AT 07-01-78	ADDITIONS	TOTAL AVAILABLE	DEDUCTIONS		UNENCUMBERED APPROP. BALANCE 06-30-79
			AUTHORIZED APPROP. 07-01-78 TO 06-30-79		TOTAL EXPENDITURES 07-01-78 TO 06-30-79	OUTSTANDING ORDERS AT 06-30-79	
CORRECTIONS							
100000	Corrections	94,833	6,610,400	6,705,233	6,397,147	305,224	2,861
	TOTALS	94,833	6,610,400	6,705,233	6,397,147	305,224	2,861
LAW ENFORCEMENT							
110000	Law Enforcement	27,926	2,060,700	2,088,626	1,924,146	140,637	23,842
	TOTALS	27,926	2,060,700	2,088,626	1,924,146	140,637	23,842
EDUCATION							
120500	State Board of Education Off	41,880	3,757,226	3,799,106	3,677,354	11,686	110,065
121000	Education Department	53,784	1,551,900	1,605,684	1,519,457	30,573	55,653
122000	Deaf and Blind School	17,118	1,891,100	1,908,218	1,852,108	53,859	2,250
123000	Vocational Education	1,601,980	11,570,300	13,172,280	10,548,958	2,505,390	117,930
125010	Boise State University	709,179	16,192,000	16,901,179	15,922,997	839,230	138,951
125020	Idaho State University	523,532	16,231,300	16,754,832	15,958,991	655,620	140,219
125030	University of Idaho	219,346	23,310,500	23,529,846	23,528,717		1,129
125050	Lewis-Clark College	74,269	2,552,500	2,626,769	2,608,051	13,759	4,958
125531	Agricultural Research	294,860	4,437,800	4,732,660	4,366,277	366,160	223
125532	Cooperative Ext Serv	930	2,796,100	2,797,030	2,797,026		3
125533	Short Term App Res	11,503	75,000	86,503	64,194	15,994	6,315
125534	Forest Util Res	2,713	200,000	202,713	196,783	5,899	30
125541	WSU-NW College Vet. Med.	46,721	761,400	808,121	746,023	22,674	39,423
125542	WAMI Medical Program	19,857	1,359,600	1,379,457	1,364,122	11,399	3,936
126000	State Library	210,531	1,168,100	1,378,631	1,159,938	218,692	
126500	Historical Society	15,946	515,000	530,946	510,815	19,487	642
127000	Vocational Rehabilitation	294,377	1,388,600	1,682,977	1,553,917	128,944	116
	TOTALS	4,138,534	89,758,426	93,896,960	88,375,735	4,899,374	621,851
EMPLOYMENT							
140403	Employment Department		500	500			500
	TOTALS		500	500			500
PARKS AND RECREATION							
173005	Parks and Recreation	137,317	2,115,000	2,252,317	1,992,724	181,412	78,181
	TOTALS	137,317	2,115,000	2,252,317	1,992,724	181,412	78,181
LANDS							
180000	Lands Department	111,992	4,674,700	4,786,692	4,414,273	104,723	267,696
	TOTALS	111,992	4,674,700	4,786,692	4,414,273	104,723	267,696
WATER RESOURCES							
193002	Water Resources	25,856	2,320,200	2,346,056	2,214,893	130,936	225
	TOTALS	25,856	2,320,200	2,346,056	2,214,893	130,936	225
TRANSPORTATION							
200000	Idaho Transportation Dept.		10,000	10,000	10,000		
	TOTALS		10,000	10,000	10,000		

STATE OF IDAHO
ANALYSIS OF GENERAL ACCOUNT APPROPRIATIONS
12 MONTHS PERIOD ENDING JUNE 30, 1979

AGENCY	FUNCTIONAL SUBDIVISION	OUTSTANDING ORDERS AT 07-01-78	ADDITIONS AUTHORIZED APPROP. 07-01-78 TO 06-30-79	TOTAL AVAILABLE	DEDUCTIONS		UNENCUMBERED APPROP. BALANCE 06-30-79
					TOTAL EXPENDITURES 07-01-78 TO 06-30-79	OUTSTANDING ORDERS AT 06-30-79	
<u>ELECTED OFFICIALS</u>							
210101	Lieutenant Governor		64,400	64,400	44,146		20,253
	TOTALS		\$ 64,400	\$ 64,400	\$ 44,146		\$ 20,253
<u>ELECTED OFFICIALS</u>							
220303	Attorney General	160,900	1,082,000	1,242,900	1,072,582	83,211	87,107
	TOTALS	\$ 160,900	\$ 1,082,000	\$ 1,242,900	\$ 1,072,582	\$ 83,211	\$ 87,107
<u>ELECTED OFFICIALS</u>							
230305	State Treasurer	10,975	352,000	362,975	341,270	8,047	13,657
	TOTALS	\$ 10,975	\$ 352,000	\$ 362,975	\$ 341,270	\$ 8,047	\$ 13,657
<u>ELECTED OFFICIALS</u>							
240306	State Auditor	7,000	14,459,479	14,466,479	14,408,044	18,123	40,311
	TOTALS	\$ 7,000	\$ 14,459,479	\$ 14,466,479	\$ 14,408,044	\$ 18,123	\$ 40,311
<u>ELECTED OFFICIALS</u>							
250102	Uniform Laws Commission		6,500	6,500	6,444		55
250304	Secretary of State	45,565	546,700	592,265	458,632	36,257	97,375
258003	Arts and Humanities		70,800	70,800	70,615	170	14
	TOTALS	\$ 45,565	\$ 624,000	\$ 669,565	\$ 535,692	\$ 36,427	\$ 97,445
<u>EXECUTIVE ORDERS</u>							
512003	Public Utilities Commission		162,100	162,100	158,466		3,633
	TOTALS		\$ 162,100	\$ 162,100	\$ 158,466		\$ 3,633
<u>LEGISLATIVE</u>							
730000	Legislative Council	14,668	569,300	583,968	518,557	5,135	60,276
	TOTALS	\$ 14,668	\$ 569,300	\$ 583,968	\$ 518,557	\$ 5,135	\$ 60,276
<u>LEGISLATIVE</u>							
740000	Joint Finance Approp. Comm.	14,465	532,800	547,265	473,900	20,079	53,285
	TOTALS	\$ 14,465	\$ 532,800	\$ 547,265	\$ 473,900	\$ 20,079	\$ 53,285
<u>JUDICIAL</u>							
810000	Judicial Branch	10,755	5,519,500	5,530,255	5,502,760	10,924	16,570
	TOTALS	\$ 10,755	\$ 5,519,500	\$ 5,530,255	\$ 5,502,760	\$ 10,924	\$ 16,570

STATE OF IDAHO
ANALYSIS OF BONDED INDEBTEDNESS OF THE STATE OF IDAHO
SHOWING CHANGES IN THE OUTSTANDING OBLIGATIONS
12 MONTHS PERIOD ENDING JUNE 30, 1979

	BALANCE OUTSTANDING 07-01-78	REDEMPTIONS	BALANCE OUTSTANDING 06-30-79
1973 Water Pollution	\$ 990,000.00	\$ 95,000.00	\$ 895,000.00
1970 Water Pollution	10,000.00	10,000.00	
Permanent Building Tax Anticipation Note	910,000.00	910,000.00	
General Tax Anticipation Note	12,000,000.00	12,000,000.00	
TOTALS	\$ <u>13,910,000.00</u>	\$ <u>13,015,000.00</u>	\$ <u>895,000.00</u>

EXHIBIT "H"

STATE OF IDAHO
 SUMMARY OF ANALYSIS OF TAXES DUE
 FROM COUNTIES FOR YEARS 1976-1977-1978-1979

	1976 LEVY	1977 LEVY	1978 LEVY	COLLECTIONS 1976	COLLECTIONS 1977	COLLECTIONS 1978	DUE 1976 LEVY	DUE 1977 LEVY	DUE 1978 LEVY
Water Pollution	\$ 137,200.00	\$ 70,000.00	\$ 139,000.00	\$ 137,200.00	\$ 68,664.13	\$ 83,568.29		\$ 1,335.87	\$ 55,431.71
TOTALS	<u>\$ 137,200.00</u>	<u>\$ 70,000.00</u>	<u>\$ 139,000.00</u>	<u>\$ 137,200.00</u>	<u>\$ 68,664.13</u>	<u>\$ 83,568.29</u>		<u>\$ 1,335.87</u>	<u>\$ 55,431.71</u>